



SC Annual School Report Card Summary

Central Elementary
Pickens

Grades: PK-5

Enrollment: 417

Principal: Elliott Southard

Superintendent: Lee D'Andrea, Ph.D.

Board Chair: Dr. B. J. Skelton

PERFORMANCE

Comprehensive detail, including definitions of ratings, performance criteria, and explanations of status, is available on www.ed.sc.gov and www.eoc.sc.gov as well as school and school district websites. Printed versions are available from school districts upon request.

YEAR	ABSOLUTE RATING	GROWTH RATING	PALMETTO GOLD/SILVER AWARD	AYP STATUS	NCLB IMPROVEMENT STATUS
2008	Average	Good	TBD	Met	N/A
2007	Average	Good	N/A	Not Met	N/A
2006	Average	Average	N/A	Met	N/A

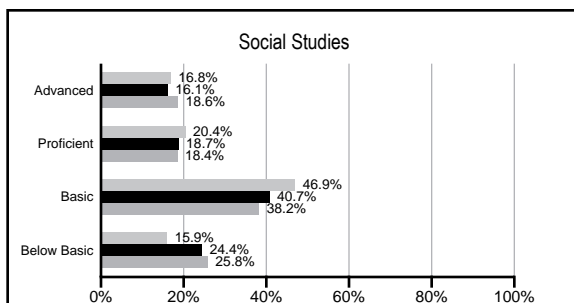
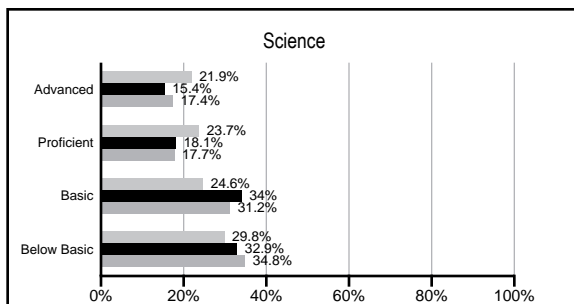
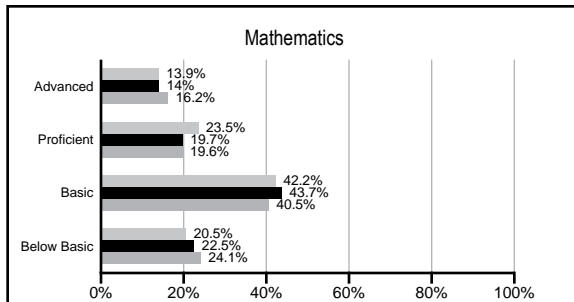
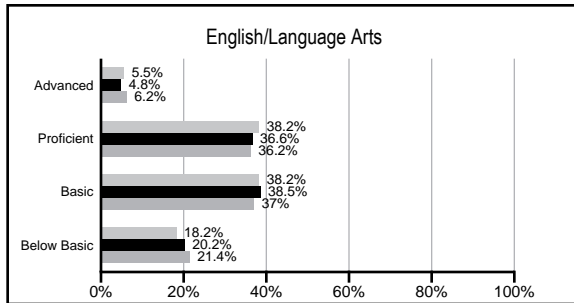
ABSOLUTE RATINGS OF ELEMENTARY SCHOOLS WITH STUDENTS LIKE OURS*

EXCELLENT	GOOD	AVERAGE	BELOW AVERAGE	AT-RISK
0	7	53	30	0

* Ratings are calculated with data available by 02/17/2009. Schools with Students like Ours are Elementary Schools with poverty indices of no more than 5% above or below the index for this school.


PACT PERFORMANCE

Our School Elementary Schools with Students Like Ours Elementary schools statewide



NAEP PERFORMANCE*

* Performance reported for SC and nation, data not available at school level. Percentages at NAEP Achievement Levels.



SC PERFORMANCE GOAL

2010 Goal:

By 2010, SC's student achievement will be ranked in the top half of the states nationally. To achieve this goal, we must become one of the fastest improving systems in the country.

2020 Goal: TBD

Abbreviations Key

N/A Not Applicable N/AV Not Available N/C Not Collected N/R Not Reported I/S Insufficient Sample TBD To be determined

NI Newly Identified CSI Continuing School Improvement CA Corrective Action RP Plan to Restructure R Restructure DELAY School Improvement Status HOLD School Improvement Status

Central Elementary [Pickens]

SCHOOL PROFILE

	Our School	Change from Last Year	Elementary Schools with Students Like Ours	Median Elementary School
Students (n=417)				
Retention rate	5.4%	Up from 4.8%	2.3%	2.3%
Attendance rate	96.9%	Down from 97.0%	96.3%	96.3%
Eligible for gifted and talented	11.5%	Up from 11.2%	11.0%	10.4%
With disabilities other than speech	8.7%	Up from 8.5%	8.4%	7.5%
Out-of-school suspensions or expulsions for violent &/or criminal offenses	0.0%	No Change	0.0%	0.0%
Teachers (n=31)				
Teachers with advanced degrees	58.1%	Down from 70.0%	56.5%	56.7%
Continuing contract teachers	93.5%	Up from 93.3%	80.0%	77.3%
Teachers with emergency or provisional certificates	0.0%	No Change	0.0%	0.0%
Teachers returning from previous year	92.8%	Down from 93.7%	87.8%	86.4%
Teacher attendance rate	91.0%	Down from 95.3%	95.0%	94.9%
Average teacher salary	\$46,789	Down 3.5%	\$45,039	\$45,345
Classes not taught by highly qualified teachers	0.0%	No Change	0.0%	0.0%
School				
Principal's years at school	1.0	Down from 2.0	3.0	4.0
Student-teacher ratio in core subjects	19.3 to 1	Down from 20.9 to 1	18.6 to 1	18.5 to 1
Prime instructional time	86.9%	Down from 90.5%	89.8%	89.8%
Opportunities in the arts	Good	No Change	Good	Good
SACS accreditation	Yes	No Change	Yes	Yes
Character development program	Excellent	Up from Good	Excellent	Excellent
Dollars spent per pupil*	\$8,124	Up 14.6%	\$6,718	\$7,052
Percent of expenditures for instruction*	65.4%	Up from 64.2%	68.9%	69.1%
Percent of expenditures for teacher salaries*	56.7%	Down from 61.9%	65.0%	64.2%
% of AYP objectives met	100.0%		86.2%	85.7%

* Prior year audited financial data available.

EVALUATION RESULTS

	Teachers	Students*	Parents*
Number of surveys returned	22	49	44
Percent satisfied with learning environment	100.0%	89.8%	95.5%
Percent satisfied with social and physical environment	100.0%	77.1%	93.0%
Percent satisfied with school-home relations	90.9%	93.9%	93.2%

*Only students at the highest elementary school grade level at this school and their parents were included.

REPORT OF PRINCIPAL AND SCHOOL IMPROVEMENT COUNCIL

Central Elementary began the 2007-2008 school year with much that was new. With new technology initiatives across the district, our school was on the receiving end of a variety of new and wonderful technology including: interactive white boards called Promethean Boards for all classrooms; new laptops for all certified teachers; a new web presence with updated teacher web pages; new software such as ClassWorks, Riverdeep, and BrainPop; and a new e-mail system. In addition, Central was also excited to welcome our own Technology Resource Teacher to assist teachers in planning technology into their lessons as well as assist with other technology-related projects.

Even with all of the exciting changes, our students and their academic success remained the top priority. Teachers continued to utilize innovative classroom techniques such as Zoo-phonics, Touch Math, Science Kits, Guided Reading, Leveled Libraries, and data-driven instructional groups. In addition, assessments including Measures of Academic Progress (MAP), the Ohio Assessment, ITBS, and PACT were used to analyze student growth and develop instruction that was geared toward individual student needs. Extra-curricular activities were also an integral part of our school this year as we featured the following clubs and opportunities: Good News Club, Library Club, Reflections Team, Chorus, Honors Choir, Safety Patrol, Student Council, Cougar News Network (CNN), and Sprouting Wings. In addition we also were proud to hold the following special events at our school this year: Grandparents Day, Geography Bee, Spelling Bee, Book Fair, Red Ribbon Week, American Education Week, Artists-In-Residence Week, Veterans Day Program, Book Character Dress-Up Day, Science Fair, Field Day, PACT Pep Rally, Awards Day, and various Grade Level Musicals and Plays.

Central Elementary students were also able to experience learning outside of the classroom because of many field trips throughout the area. Field trips for this year featured the following locations: Barrier Island, Camp Greenville, the Greenville Zoo, the Georgia Aquarium, Clemson University, the Botanical Gardens, Special Olympics, the District Choral Festival, Cyclorama, Country Santa, Callahan Orchards, the Clemson-Central Recreation Center, and Southern Wesleyan University. Character education and service learning were also emphasized using the Chick-Fil-A Core Essentials program and various clothing, toy, and school supply drives sponsored and organized by our Student Council. Connections with parents were also maintained through a variety of parent nights held at the school. These nights included Open House, PACT Night, MAP Night, Reading Night, Technology Night, Math Night, and weekly adult English classes for our ESOL parents.

Finally, community relationships were maintained through business partnerships with local businesses such as Chick-fil-A, Wendy's, Pancho's, Wal Mart, Pizza Pro, Duke Energy, and Clemson Church of Christ. In addition, this year saw the beginning of Hands of Hope, a free, after-school tutoring program sponsored by Central First Baptist Church. Partnerships such as these were integral to student success this year.

Comprehensive detail, including definitions of rating, performance criteria, and explanations of status, is available on www.ed.sc.gov and www.eoc.sc.gov as well as school and school district websites.

Printed versions are available from school districts upon request.

Abbreviations Key

N/A Not Applicable N/AV Not Available N/C Not Collected N/R Not Reported I/S Insufficient Sample TBD To be determined

NI Newly Identified CSI Continuing School Improvement CA Corrective Action RP Plan to Restructure R Restructure DELAY School Improvement Status HOLD School Improvement Status