



SC Annual School Report Card Summary

Ambler Elementary
Pickens

Grades: PK-5

Enrollment: 287

Principal: Carlton Lewis

Superintendent: Lee D'Andrea, Ph.D.

Board Chair: Dr. B. J. Skelton

PERFORMANCE

Comprehensive detail, including definitions of ratings, performance criteria, and explanations of status, is available on www.ed.sc.gov and www.eoc.sc.gov as well as school and school district websites. Printed versions are available from school districts upon request.

| YEAR | ABSOLUTE RATING | GROWTH RATING | PALMETTO GOLD/SILVER AWARD | AYP STATUS | NCLB IMPROVEMENT STATUS |
|------|-----------------|---------------|----------------------------|------------|-------------------------|
| 2008 | Good | Average | TBD | Met | N/A |
| 2007 | Good | At-Risk | Gold | Met | N/A |
| 2006 | Excellent | Good | Gold | Met | N/A |

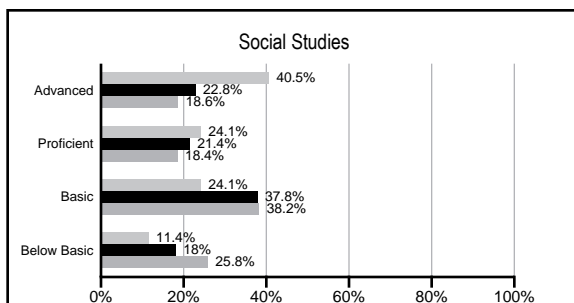
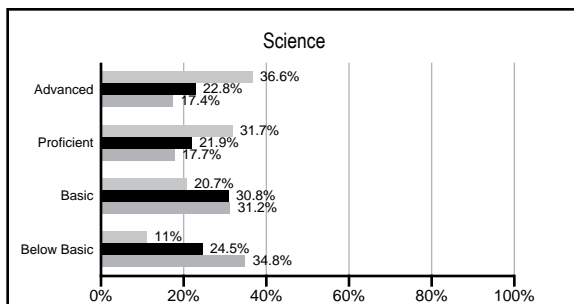
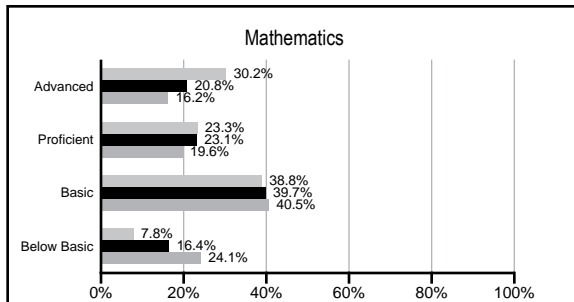
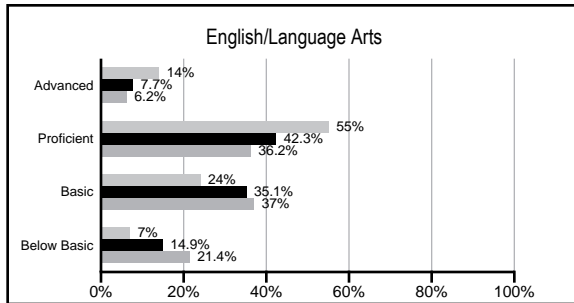
ABSOLUTE RATINGS OF ELEMENTARY SCHOOLS WITH STUDENTS LIKE OURS*

| EXCELLENT | GOOD | AVERAGE | BELOW AVERAGE | AT-RISK |
|-----------|------|---------|---------------|---------|
| 1 | 30 | 54 | 4 | 0 |

* Ratings are calculated with data available by 02/17/2009. Schools with Students like Ours are Elementary Schools with poverty indices of no more than 5% above or below the index for this school.


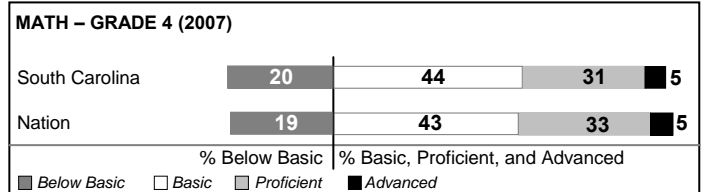
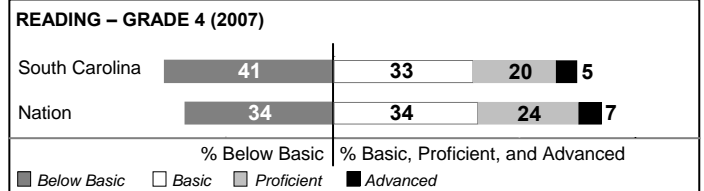
PACT PERFORMANCE

Our School Elementary Schools with Students Like Ours Elementary schools statewide



NAEP PERFORMANCE*

* Performance reported for SC and nation, data not available at school level. Percentages at NAEP Achievement Levels.



SC PERFORMANCE GOAL

2010 Goal:

By 2010, SC's student achievement will be ranked in the top half of the states nationally. To achieve this goal, we must become one of the fastest improving systems in the country.

2020 Goal: TBD

Abbreviations Key

N/A Not Applicable N/AV Not Available N/C Not Collected N/R Not Reported I/S Insufficient Sample TBD To be determined
NI Newly Identified CSI Continuing School Improvement CA Corrective Action RP Plan to Restructure R Restructure DELAY School Improvement Status HOLD School Improvement Status

Ambler Elementary [Pickens]

SCHOOL PROFILE

| | Our School | Change from Last Year | Elementary Schools with Students Like Ours | Median Elementary School |
|--|------------|-----------------------|--|--------------------------|
| Students (n=287) | | | | |
| Retention rate | 1.8% | Down from 3.0% | 2.2% | 2.3% |
| Attendance rate | 96.7% | Up from 96.4% | 96.4% | 96.3% |
| Eligible for gifted and talented | 22.4% | Up from 22.0% | 14.2% | 10.4% |
| With disabilities other than speech | 3.0% | Down from 3.9% | 7.0% | 7.5% |
| Out-of-school suspensions or expulsions for violent &/or criminal offenses | 0.0% | No Change | 0.0% | 0.0% |
| Teachers (n=20) | | | | |
| Teachers with advanced degrees | 50.0% | Down from 63.2% | 56.2% | 56.7% |
| Continuing contract teachers | 85.0% | Down from 94.7% | 79.0% | 77.3% |
| Teachers with emergency or provisional certificates | 0.0% | No Change | 0.0% | 0.0% |
| Teachers returning from previous year | 96.1% | Down from 96.3% | 88.8% | 86.4% |
| Teacher attendance rate | 93.2% | Down from 94.9% | 94.9% | 94.9% |
| Average teacher salary | \$46,557 | Down 4.5% | \$45,945 | \$45,345 |
| Classes not taught by highly qualified teachers | 0.0% | No Change | 0.0% | 0.0% |
| School | | | | |
| Principal's years at school | 8.0 | Up from 7.0 | 5.0 | 4.0 |
| Student-teacher ratio in core subjects | 20.5 to 1 | Up from 18.6 to 1 | 19.3 to 1 | 18.5 to 1 |
| Prime instructional time | 88.7% | Down from 89.8% | 90.3% | 89.8% |
| Opportunities in the arts | Good | No Change | Good | Good |
| SACS accreditation | Yes | No Change | Yes | Yes |
| Character development program | Excellent | Up from Good | Excellent | Excellent |
| Dollars spent per pupil* | \$7,950 | Up 12.5% | \$6,371 | \$7,052 |
| Percent of expenditures for instruction* | 60.5% | Up from 60.3% | 69.9% | 69.1% |
| Percent of expenditures for teacher salaries* | 53.8% | Down from 57.5% | 65.6% | 64.2% |
| % of AYP objectives met | 100.0% | | 92.3% | 85.7% |

* Prior year audited financial data available.

EVALUATION RESULTS

| | Teachers | Students* | Parents* |
|--|----------|-----------|----------|
| Number of surveys returned | 16 | 49 | 24 |
| Percent satisfied with learning environment | 100.0% | 95.8% | 95.7% |
| Percent satisfied with social and physical environment | 81.3% | 93.8% | 95.5% |
| Percent satisfied with school-home relations | 100.0% | 95.8% | 91.3% |

*Only students at the highest elementary school grade level at this school and their parents were included.

REPORT OF PRINCIPAL AND SCHOOL IMPROVEMENT COUNCIL

Ambler Elementary is a K4 through Grade 5 school nestled in the foothills of the Blue Ridge Mountains. We served 290 students in the 2007-2008 school year. The school mission statement summarizes our commitment to our students: "Ambler Elementary School, committed to academic excellence, will provide a strong foundation for all students by ensuring a safe, nurturing environment where staff, family, and community work together to emphasize relevant and challenging learning experiences." This has been another great year at Ambler. Our students performed well academically and were engaged in several service learning projects in the community to help improve the citizenship of our students. We believe Ambler is the best kept secret in the district.

Among our accomplishments for the 2007-2008 year are:

- Continued our K4 Program for the sixth year in a row under a First Steps Grant to help serve 18-20 Ambler Children.
- Continued our CATS (Citizenship-Ambler-Team-Service) Club through the leadership of our Guidance Counselor, Barbara Clark.
- Implemented the use of Teacher Laptops as well as Promethean Boards in every classroom with a large integration of technology to help engage our students.
- Continued our Incentive Tag Program to praise and encourage our children.
- Continued our Wildcat of the Week Program to praise one student per homeroom every Friday morning.
- Continued our Terrific Kid Program once a quarter.
- Continued our end of the year video by Amy Brissey.
- One of our students was the District Lt. Governor's Writing Award winner.
- Two of our students were 5th grade Invention Convention winners.
- Yvonne Bolding's first grade class raised over \$3,100.00 to help March of Dimes.
- Regina Wilson spearheaded effort to raise \$1,196.20 to help St. Jude's Children's Hospital this year. Over \$18,000 has been raised over a 12 year period to help fund research.
- Ambler had three Golden Apple Award winners sponsored by News 4 and Bi-Lo: Yvonne Bolding, Cathay Rodgers, and Debbie Wilson.
- Regina Wilson was selected as Teacher of the Year, and Pam Powers was selected as Support Staff Person of the Year.
- Teresa Ferrell was selected as Volunteer of the Year.
- Mary Galloway received a state Volunteer of the Year Award.

Pam Jetton, SIC Chair
Carlton Lewis, Principal

Comprehensive detail, including definitions of rating, performance criteria, and explanations of status, is available on www.ed.sc.gov and www.eoc.sc.gov as well as school and school district websites.

Printed versions are available from school districts upon request.

Abbreviations Key

N/A Not Applicable N/AV Not Available N/C Not Collected N/R Not Reported I/S Insufficient Sample TBD To be determined
NI Newly Identified CSI Continuing School Improvement CA Corrective Action RP Plan to Restructure R Restructure DELAY School Improvement Status HOLD School Improvement Status