



SC Annual School Report Card Summary

Dover Elementary
Orangeburg 5
Grades: PK-5 Enrollment: 319
Principal: Cynthia Exum Strozier
Superintendent: Mr. Melvin Smoak
Board Chair: Dr. Kalu Kalu

PERFORMANCE

Comprehensive detail, including definitions of ratings, performance criteria, and explanations of status, is available on www.ed.sc.gov and www.eoc.sc.gov as well as school and school district websites. Printed versions are available from school districts upon request.

YEAR	ABSOLUTE RATING	GROWTH RATING	PALMETTO GOLD/SILVER AWARD	AYP STATUS	NCLB IMPROVEMENT STATUS
2008	Below Average	Below Average	TBD	Not Met	N/A
2007	Below Average	Good	Silver	Met	N/A
2006	Below Average	Good	N/A	Not Met	N/A

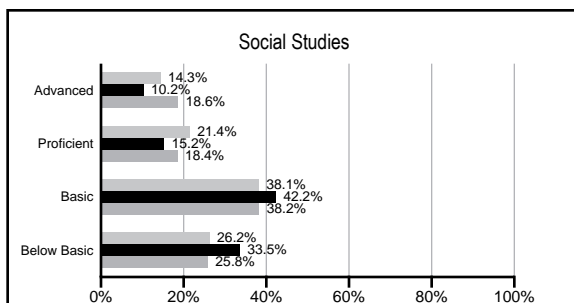
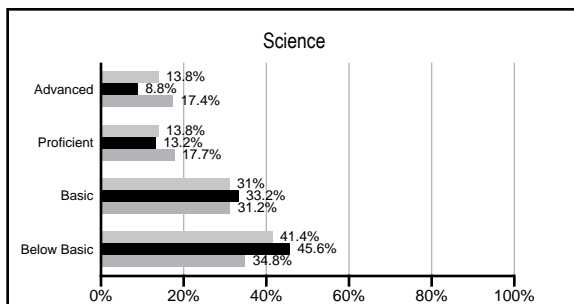
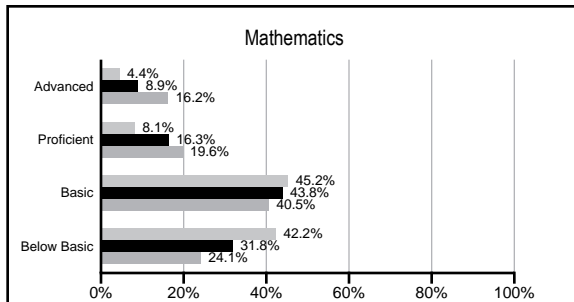
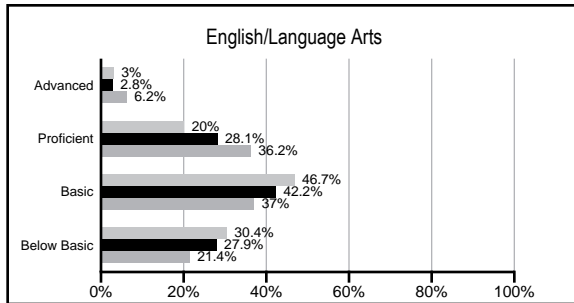
ABSOLUTE RATINGS OF ELEMENTARY SCHOOLS WITH STUDENTS LIKE OURS*

EXCELLENT	GOOD	AVERAGE	BELOW AVERAGE	AT-RISK
0	0	20	64	17

* Ratings are calculated with data available by 02/17/2009. Schools with Students like Ours are Elementary Schools with poverty indices of no more than 5% above or below the index for this school.

PACT PERFORMANCE

Our School
 Elementary Schools with Students Like Ours
 Elementary schools statewide



NAEP PERFORMANCE*

* Performance reported for SC and nation, data not available at school level. Percentages at NAEP Achievement Levels.



SC PERFORMANCE GOAL

2010 Goal:
By 2010, SC's student achievement will be ranked in the top half of the states nationally. To achieve this goal, we must become one of the fastest improving systems in the country.

2020 Goal: TBD

Abbreviations Key

N/A Not Applicable N/AV Not Available N/C Not Collected N/R Not Reported I/S Insufficient Sample TBD To be determined
 NI Newly Identified CSI Continuing School Improvement CA Corrective Action RP Plan to Restructure R Restructure DELAY School Improvement Status HOLD School Improvement Status

Dover Elementary [Orangeburg 5]

SCHOOL PROFILE

	Our School	Change from Last Year	Elementary Schools with Students Like Ours	Median Elementary School
Students (n=319)				
Retention rate	5.5%	Down from 7.8%	2.9%	2.3%
Attendance rate	95.8%	Up from 95.5%	96.0%	96.3%
Eligible for gifted and talented	2.6%	Down from 3.3%	5.2%	10.4%
With disabilities other than speech	10.6%	Up from 8.5%	8.0%	7.5%
Out-of-school suspensions or expulsions for violent &/or criminal offenses	0.0%	Down from 0.6%	0.0%	0.0%
Teachers (n=23)				
Teachers with advanced degrees	65.2%	Up from 50.0%	53.9%	56.7%
Continuing contract teachers	87.0%	Up from 73.1%	71.1%	77.3%
Teachers with emergency or provisional certificates	0.0%	No Change	0.0%	0.0%
Teachers returning from previous year	77.7%	No Change	84.0%	86.4%
Teacher attendance rate	94.8%	Up from 94.4%	94.9%	94.9%
Average teacher salary	\$44,536	Up 4.7%	\$44,096	\$45,345
Classes not taught by highly qualified teachers	0.0%	No Change	0.0%	0.0%
School				
Principal's years at school	3.0	Up from 2.0	3.0	4.0
Student-teacher ratio in core subjects	N/R	N/R	16.8 to 1	18.5 to 1
Prime instructional time	88.2%	Up from 87.5%	89.3%	89.8%
Opportunities in the arts	Good	No Change	Good	Good
SACS accreditation	Yes	No Change	Yes	Yes
Character development program	Excellent	No Change	Excellent	Excellent
Dollars spent per pupil*	\$8,230	Up 8.6%	\$7,831	\$7,052
Percent of expenditures for instruction*	63.6%	Down from 65.0%	69.1%	69.1%
Percent of expenditures for teacher salaries*	44.7%	Down from 62.2%	62.5%	64.2%
% of AYP objectives met	63.2%		76.2%	85.7%

* Prior year audited financial data available.

EVALUATION RESULTS

	Teachers	Students*	Parents*
Number of surveys returned	28	51	32
Percent satisfied with learning environment	60.7%	70.0%	77.4%
Percent satisfied with social and physical environment	64.3%	72.0%	81.3%
Percent satisfied with school-home relations	64.3%	72.5%	78.1%

*Only students at the highest elementary school grade level at this school and their parents were included.

REPORT OF PRINCIPAL AND SCHOOL IMPROVEMENT COUNCIL

Dover's students, faculty, staff, and parents work together to accomplish the school's mission: to ensure students achieve the highest state and national standards in a positive, harmonious atmosphere through collaborative efforts of staff, parents, and the community. The new "First Tuesday" night programs kept parents abreast of school programs and gave families opportunities to come together socially at the school.

Academic excellence was strengthened this year in a variety of ways. The new grant-supported Science Coach brought daily support to help "students effectively observe, measure, and compare components of the world in which they live, and communicate that through language and graphic representations." Supporting math achievement, fifth grade students had the option of participating in band three times per week through the generous donation of a community supporter and volunteerism of the NMHS band director. Four Frames Math and Calendar Math supported curriculum spiraling in math. Computer Assisted Instruction (CAI) was a regular support, too. Individualized reading tutorials were furnished through CAI with "My Reading Coach" (MRC), Headsprout, and Academy of Reading before, during, and after school. Afterschool programs also included grade-level specific math tutorials and reading assistance. "CHANGE" in Save The Children (STC) focused on "healthy bodies – healthy minds."

Dover's STC program, which began in 06-07, serves students with an onsite literacy coordinator and four full-time volunteer grandparents from the local community who read with our students daily. Reading skills were also addressed before school with reading time before homeroom and with MRC. Motivational reading medals and new classroom libraries (100 Book Challenge—American Reading Company) also supported student reading improvement. The two year media center acquisitions exceeding \$25K from STC added to the excitement of reading at Dover.

Students with strong characters and self-discipline maximize learning opportunities. Positive recognitions of student character which began in 05-06 were expanded this year with the SDE initiative of Positive Behavior Intervention Supports (PBIS). Many Dover faculty trained during the summer of 2007 and brought 07-08's school year a newly organized focus on positive behavior recognition with the "Dover Bucks" and school store for students to purchase incentives. The quality of this new program earned Dover's recognition this year at the state level as a model PBIS school for other aspiring schools' teams to visit. Other in-house programs supporting good behavior choices were supported by the MAPPS counselor, guidance counselor, and the Behavior Management Coach. Discipline referrals were down by nearly 18%, with further improvement expected in year two (08-09).

Dover Elementary was recognized in 2007-2008 as both a second consecutive year Palmetto Silver Award Winning School and also for meeting the Adequate Yearly Progress (AYP) standards of the "No Child Left Behind" Act. Teachers, students, and parents are excited about the move toward excellence at Dover Elementary School!

Comprehensive detail, including definitions of rating, performance criteria, and explanations of status, is available on www.ed.sc.gov and www.eoc.sc.gov as well as school and school district websites.

Printed versions are available from school districts upon request.

Abbreviations Key

N/A Not Applicable N/AV Not Available N/C Not Collected N/R Not Reported I/S Insufficient Sample TBD To be determined
 NI Newly Identified CSI Continuing School Improvement CA Corrective Action RP Plan to Restructure R Restructure DELAY School Improvement Status HOLD School Improvement Status