



SC Annual School Report Card Summary

Whittaker Elementary
Orangeburg 5
Grades: PK-5 Enrollment: 579
Principal: Dr. Bettie W. Hicks
Superintendent: Mr. Melvin Smoak
Board Chair: Dr. Kalu Kalu

PERFORMANCE

Comprehensive detail, including definitions of ratings, performance criteria, and explanations of status, is available on www.ed.sc.gov and www.eoc.sc.gov as well as school and school district websites. Printed versions are available from school districts upon request.

YEAR	ABSOLUTE RATING	GROWTH RATING	PALMETTO GOLD/SILVER AWARD	AYP STATUS	NCLB IMPROVEMENT STATUS
2008	Average	At-Risk	TBD	Not Met	N/A
2007	Average	At-Risk	N/A	Met	N/A
2006	Below Average	At-Risk	N/A	Met	N/A

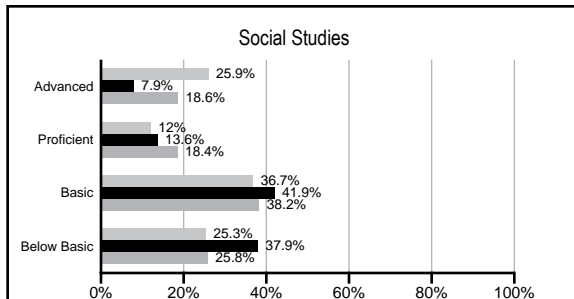
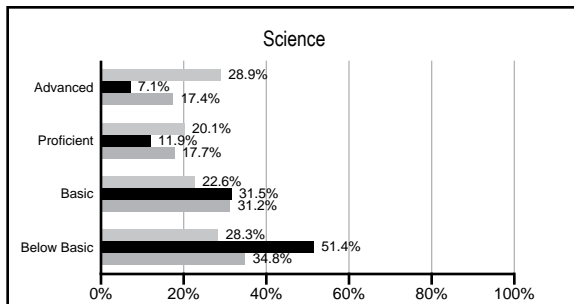
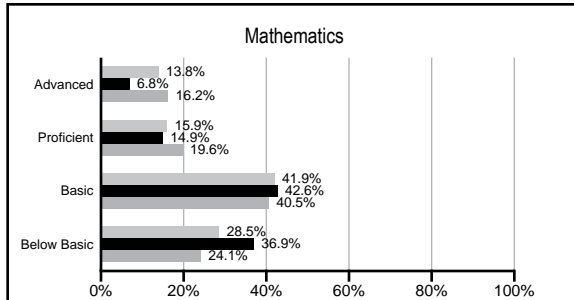
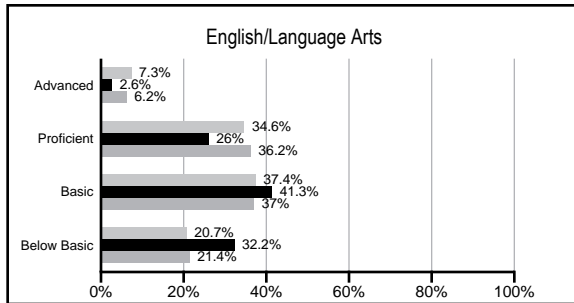
ABSOLUTE RATINGS OF ELEMENTARY SCHOOLS WITH STUDENTS LIKE OURS*

EXCELLENT	GOOD	AVERAGE	BELOW AVERAGE	AT-RISK
0	0	11	59	42

* Ratings are calculated with data available by 02/17/2009. Schools with Students like Ours are Elementary Schools with poverty indices of no more than 5% above or below the index for this school.

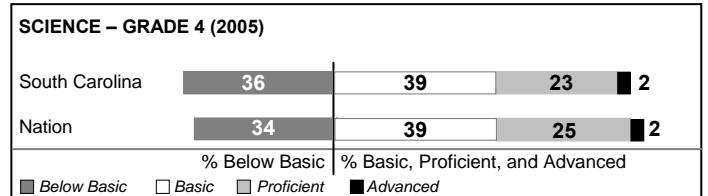
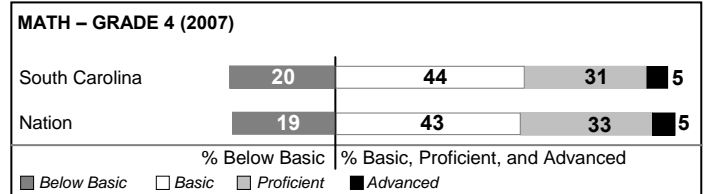

PACT PERFORMANCE

Our School
 Elementary Schools with Students Like Ours
 Elementary schools statewide



NAEP PERFORMANCE*

* Performance reported for SC and nation, data not available at school level. Percentages at NAEP Achievement Levels.



SC PERFORMANCE GOAL

2010 Goal:
By 2010, SC's student achievement will be ranked in the top half of the states nationally. To achieve this goal, we must become one of the fastest improving systems in the country.

2020 Goal: TBD

Abbreviations Key

N/A Not Applicable N/AV Not Available N/C Not Collected N/R Not Reported I/S Insufficient Sample TBD To be determined
 NI Newly Identified CSI Continuing School Improvement CA Corrective Action RP Plan to Restructure R Restructure DELAY School Improvement Status HOLD School Improvement Status

Whittaker Elementary [Orangeburg 5]

SCHOOL PROFILE

	Our School	Change from Last Year	Elementary Schools with Students Like Ours	Median Elementary School
Students (n=579)				
Retention rate	3.0%	Down from 4.1%	3.0%	2.3%
Attendance rate	97.5%	Down from 98.3%	96.0%	96.3%
Eligible for gifted and talented	2.7%	Down from 4.2%	3.7%	10.4%
With disabilities other than speech	4.7%	Down from 6.6%	7.9%	7.5%
Out-of-school suspensions or expulsions for violent &/or criminal offenses	0.0%	No Change	0.0%	0.0%
Teachers (n=43)				
Teachers with advanced degrees	83.7%	Up from 80.4%	54.8%	56.7%
Continuing contract teachers	88.4%	Up from 84.8%	70.3%	77.3%
Teachers with emergency or provisional certificates	0.0%	No Change	0.0%	0.0%
Teachers returning from previous year	87.2%	Down from 88.6%	83.4%	86.4%
Teacher attendance rate	95.2%	Down from 95.9%	95.0%	94.9%
Average teacher salary	\$47,951	Up 3.7%	\$43,988	\$45,345
Classes not taught by highly qualified teachers	2.4%	Down from 4.7%	0.8%	0.0%
School				
Principal's years at school	11.0	Up from 10.0	3.0	4.0
Student-teacher ratio in core subjects	19.1 to 1	Up from 16.4 to 1	16.8 to 1	18.5 to 1
Prime instructional time	91.5%	Down from 92.3%	89.3%	89.8%
Opportunities in the arts	Good	No Change	Good	Good
SACS accreditation	Yes	No Change	Yes	Yes
Character development program	Excellent	Up from Good	Excellent	Excellent
Dollars spent per pupil*	\$7,686	Up 6.0%	\$7,984	\$7,052
Percent of expenditures for instruction*	72.6%	Down from 72.7%	69.1%	69.1%
Percent of expenditures for teacher salaries*	51.1%	Down from 64.4%	63.1%	64.2%
% of AYP objectives met	92.3%		71.4%	85.7%

* Prior year audited financial data available.

EVALUATION RESULTS

	Teachers	Students*	Parents*
Number of surveys returned	36	80	31
Percent satisfied with learning environment	97.2%	77.5%	87.1%
Percent satisfied with social and physical environment	97.2%	76.3%	90.3%
Percent satisfied with school-home relations	77.1%	70.0%	90.3%

*Only students at the highest elementary school grade level at this school and their parents were included.

REPORT OF PRINCIPAL AND SCHOOL IMPROVEMENT COUNCIL

Whittaker Elementary School is a Title I School with approximately 87 percent of our students receiving free or reduced-price lunch. Our mission is to provide a challenging and stimulating curriculum in a safe and nurturing environment that prepares all students to function successfully in a diverse society. Recently, using the school renewal process, stakeholders worked together to develop the following nine (9) performance goals to accomplish this mission: the percentage of students who score Basic and above on English Language Arts, mathematics, science, and social studies will increase annually; school climate will be maintained satisfactorily; 100 percent technology integration by all faculty and staff; participation by parents in school activities/events; all administrators, teachers, and paraprofessionals will maintain a highly-qualified status; and Arts Education programs and experiences will increase. Our major focus for the 2008-2009 school year will be to continue to improve and enhance our students' applications of mathematical skills and concepts.

On the 2007 state department's report card, our Absolute Rating was Average. Our students performed better overall in ELA. Our school met the requirements for Adequate Yearly Progress since its inception by the State Department of Education. We made improvements in the use of integrating technology throughout the school with the assistance of a technology instructional facilitator. We are constantly enhancing our Character Education Program and focusing on career awareness for our students. We have two National Board certified teachers.

During the 2007/2008 school year, we continued the use of positive behavior intervention strategies through the School Improvement Grant offered by the State Department of Education which we received during the 2006/2007 school year. We are also a Red Carpet School as awarded by the State Department of Education.

Finally, as we continue to strive to increase student achievement, the involvement of our parents in their child(ren)'s education continues to be a major concern. We are constantly implementing activities and strategies to motivate parents to become more actively involved. We believe that until this becomes a reality, the future of our students is at-risk. Parental involvement and community participation are keys to our students' success. We welcome your input.

Bettie W. Hicks, Ed. D., Principal
Patricia Goldsmith, SIC Chair

Comprehensive detail, including definitions of rating, performance criteria, and explanations of status, is available on www.ed.sc.gov and www.eoc.sc.gov as well as school and school district websites.

Printed versions are available from school districts upon request.

Abbreviations Key

N/A Not Applicable N/AV Not Available N/C Not Collected N/R Not Reported I/S Insufficient Sample TBD To be determined
NI Newly Identified CSI Continuing School Improvement CA Corrective Action RP Plan to Restructure R Restructure DELAY School Improvement Status HOLD School Improvement Status