



SC Annual School Report Card Summary

Sheridan Elementary
 Orangeburg 5
 Grades: PK-5 Enrollment: 597
 Principal: Xennie Weeks
 Superintendent: Mr. Melvin Smoak
 Board Chair: Dr. Kalu Kalu

PERFORMANCE

Comprehensive detail, including definitions of ratings, performance criteria, and explanations of status, is available on www.ed.sc.gov and www.eoc.sc.gov as well as school and school district websites. Printed versions are available from school districts upon request.

YEAR	ABSOLUTE RATING	GROWTH RATING	PALMETTO GOLD/SILVER AWARD	AYP STATUS	NCLB IMPROVEMENT STATUS
2008	Below Average	Excellent	TBD	Not Met	N/A
2007	Below Average	Below Average	N/A	Not Met	N/A
2006	Below Average	At-Risk	Silver	Not Met	N/A

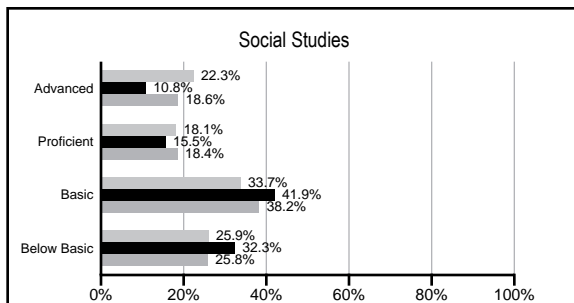
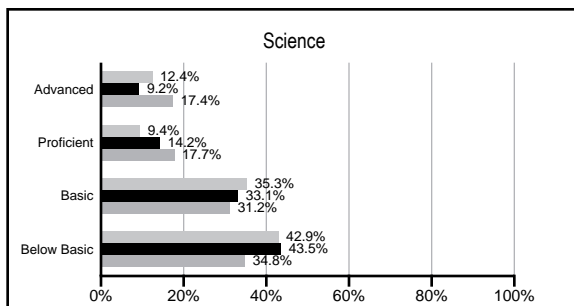
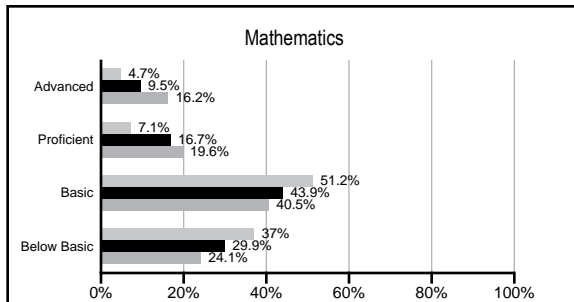
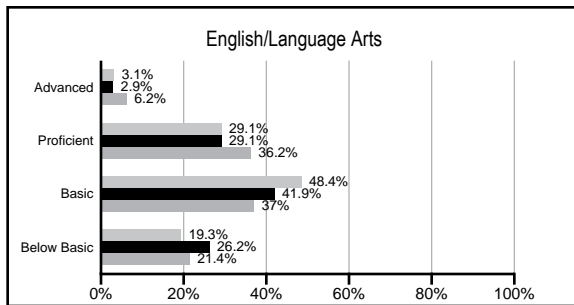
ABSOLUTE RATINGS OF ELEMENTARY SCHOOLS WITH STUDENTS LIKE OURS*

EXCELLENT	GOOD	AVERAGE	BELOW AVERAGE	AT-RISK
0	0	21	63	10

* Ratings are calculated with data available by 02/17/2009. Schools with Students like Ours are Elementary Schools with poverty indices of no more than 5% above or below the index for this school.


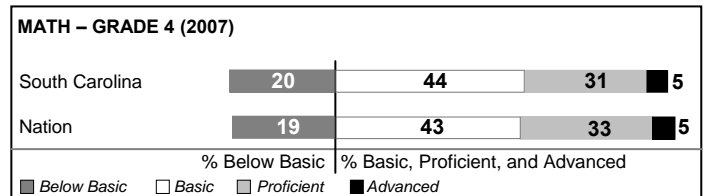
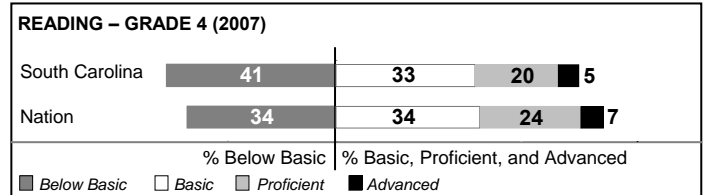
PACT PERFORMANCE

Our School
 Elementary Schools with Students Like Ours
 Elementary schools statewide



NAEP PERFORMANCE*

* Performance reported for SC and nation, data not available at school level. Percentages at NAEP Achievement Levels.



SC PERFORMANCE GOAL

2010 Goal:
 By 2010, SC's student achievement will be ranked in the top half of the states nationally. To achieve this goal, we must become one of the fastest improving systems in the country.

2020 Goal: TBD

Abbreviations Key

N/A Not Applicable N/AV Not Available N/C Not Collected N/R Not Reported I/S Insufficient Sample TBD To be determined
 NI Newly Identified CSI Continuing School Improvement CA Corrective Action RP Plan to Restructure R Restructure DELAY School Improvement Status HOLD School Improvement Status

Sheridan Elementary [Orangeburg 5]

SCHOOL PROFILE

	Our School	Change from Last Year	Elementary Schools with Students Like Ours	Median Elementary School
Students (n=597)				
Retention rate	8.2%	Up from 7.4%	2.8%	2.3%
Attendance rate	96.8%	Up from 96.2%	96.0%	96.3%
Eligible for gifted and talented	2.2%	Down from 3.4%	6.5%	10.4%
With disabilities other than speech	7.0%	Down from 8.0%	8.9%	7.5%
Out-of-school suspensions or expulsions for violent &/or criminal offenses	0.0%	Down from 1.6%	0.0%	0.0%
Teachers (n=43)				
Teachers with advanced degrees	81.4%	Up from 81.0%	54.2%	56.7%
Continuing contract teachers	76.7%	Down from 90.5%	73.3%	77.3%
Teachers with emergency or provisional certificates	5.3%	Up from 5.1%	0.0%	0.0%
Teachers returning from previous year	90.9%	Down from 91.3%	85.4%	86.4%
Teacher attendance rate	94.5%	Up from 93.2%	94.9%	94.9%
Average teacher salary	\$50,413	Up 2.8%	\$44,199	\$45,345
Classes not taught by highly qualified teachers	0.5%	Down from 4.7%	0.0%	0.0%
School				
Principal's years at school	8.0	Up from 7.0	3.0	4.0
Student-teacher ratio in core subjects	18.3 to 1	Down from 19.3 to 1	18.0 to 1	18.5 to 1
Prime instructional time	89.3%	Up from 87.2%	89.1%	89.8%
Opportunities in the arts	Good	No Change	Good	Good
SACS accreditation	Yes	No Change	Yes	Yes
Character development program	Excellent	No Change	Excellent	Excellent
Dollars spent per pupil*	\$6,638	Up 4.7%	\$7,412	\$7,052
Percent of expenditures for instruction*	70.9%	Down from 71.1%	69.1%	69.1%
Percent of expenditures for teacher salaries*	51.8%	Down from 69.0%	64.1%	64.2%
% of AYP objectives met	80.0%		76.9%	85.7%

* Prior year audited financial data available.

EVALUATION RESULTS

	Teachers	Students*	Parents*
Number of surveys returned	24	83	73
Percent satisfied with learning environment	79.2%	85.2%	78.9%
Percent satisfied with social and physical environment	91.7%	84.1%	84.7%
Percent satisfied with school-home relations	79.2%	89.0%	77.1%

*Only students at the highest elementary school grade level at this school and their parents were included.

REPORT OF PRINCIPAL AND SCHOOL IMPROVEMENT COUNCIL

At Sheridan Elementary, faculty, staff, and students give 100% everyday to make our motto "Striving for Success" a reality. All stakeholders are working together to accomplish our school's mission. It is the mission of Sheridan Elementary School, in partnership with our parents and the Orangeburg Community, to provide a safe, nurturing, and stimulating environment, enabling students to become productive citizens while ensuring that all children feel special and that no child is left behind.

Academic instruction is based upon standards, and a challenging curriculum is provided to all students. On the 2007 PACT, we made gains in 9 out of the 12 scored subject areas. We exceeded the district and state averages in several areas. Our students were the summer reading champions at the public library for the seventh time. There are seven National Board Certified Teachers on staff. We also provide After School Tutoring and Saturday Academy which helps to ensure that all students are achieving academically.

The Sheridan PTSA and School Improvement Council continue to play an important role in the life of Sheridan. As a result of yearly PTSA fund raisers, the Kindergarten now has new playground equipment. Kids' Night Out continues to be a high success with students and parents. The SIC is given credit for sponsoring the community-wide Easter Egg Hunt.

In order to help our students develop academically, physically, socially, and emotionally, a variety of clubs and activities are available during and after school. Some of these include Working for Wheels, Superstar Steppers, Garden Club, BETA Club, the arts (music & art), Good News Club, Science Fair, and many others. Each grade level participates in a service project to benefit our local community. Character education plays an important role at Sheridan. The community's character traits are incorporated in all aspects of student life.

Technology continues to be an integral part of the curriculum. Various programs are integrated with the standards that support the curriculum. We continue to strive toward academic excellence in all we do to prepare our students for the future.

X. Weeks, Principal
B. J. Sumpter, School Improvement Council

Comprehensive detail, including definitions of rating, performance criteria, and explanations of status, is available on www.ed.sc.gov and www.eoc.sc.gov as well as school and school district websites.

Printed versions are available from school districts upon request.

Abbreviations Key

N/A Not Applicable N/AV Not Available N/C Not Collected N/R Not Reported I/S Insufficient Sample TBD To be determined

NI Newly Identified CSI Continuing School Improvement CA Corrective Action RP Plan to Restructure R Restructure DELAY School Improvement Status HOLD School Improvement Status