



SC Annual School Report Card Summary

Rivelon Elementary

Orangeburg 5

Grades: PK-5

Enrollment: 247

Principal: Paulette H. Faust

Superintendent: Mr. Melvin Smoak

Board Chair: Dr. Kalu Kalu

PERFORMANCE

Comprehensive detail, including definitions of ratings, performance criteria, and explanations of status, is available on www.ed.sc.gov and www.eoc.sc.gov as well as school and school district websites. Printed versions are available from school districts upon request.

YEAR	ABSOLUTE RATING	GROWTH RATING	PALMETTO GOLD/SILVER AWARD	AYP STATUS	NCLB IMPROVEMENT STATUS
2008	Below Average	Below Average	TBD	Not Met	CSI
2007	Below Average	At-Risk	N/A	Met	NI-DELAY
2006	Below Average	At-Risk	N/A	Not Met	NI

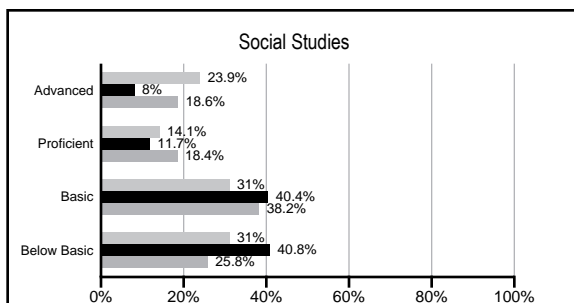
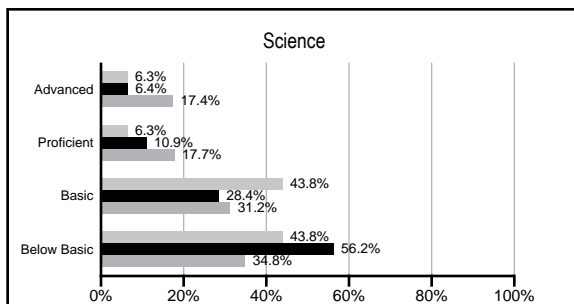
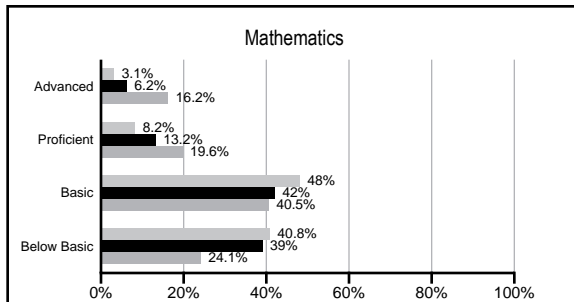
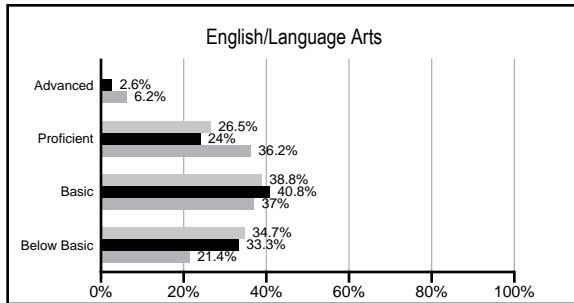
ABSOLUTE RATINGS OF ELEMENTARY SCHOOLS WITH STUDENTS LIKE OURS*

EXCELLENT	GOOD	AVERAGE	BELOW AVERAGE	AT-RISK
0	4	4	34	52

* Ratings are calculated with data available by 02/17/2009. Schools with Students like Ours are Elementary Schools with poverty indices of no more than 5% above or below the index for this school.

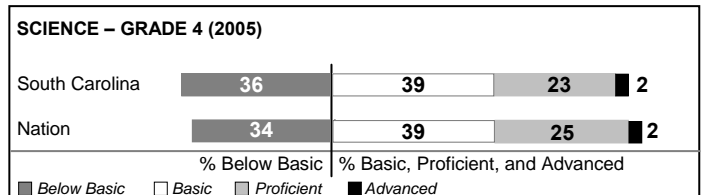

PACT PERFORMANCE

Our School
 Elementary Schools with Students Like Ours
 Elementary schools statewide



NAEP PERFORMANCE*

* Performance reported for SC and nation, data not available at school level. Percentages at NAEP Achievement Levels.



SC PERFORMANCE GOAL

2010 Goal:

By 2010, SC's student achievement will be ranked in the top half of the states nationally. To achieve this goal, we must become one of the fastest improving systems in the country.

2020 Goal: TBD

Abbreviations Key

N/A Not Applicable N/AV Not Available N/C Not Collected N/R Not Reported I/S Insufficient Sample TBD To be determined

NI Newly Identified CSI Continuing School Improvement CA Corrective Action RP Plan to Restructure R Restructure DELAY School Improvement Status HOLD School Improvement Status

Rivelon Elementary [Orangeburg 5]

SCHOOL PROFILE

	Our School	Change from Last Year	Elementary Schools with Students Like Ours	Median Elementary School
Students (n=247)				
Retention rate	5.0%	Up from 4.0%	3.1%	2.3%
Attendance rate	99.1%	Up from 96.2%	96.0%	96.3%
Eligible for gifted and talented	2.8%	Up from 1.5%	2.7%	10.4%
With disabilities other than speech	4.0%	Down from 10.2%	7.6%	7.5%
Out-of-school suspensions or expulsions for violent &/or criminal offenses	0.0%	No Change	0.0%	0.0%
Teachers (n=20)				
Teachers with advanced degrees	75.0%	No Change	53.3%	56.7%
Continuing contract teachers	95.0%	No Change	66.7%	77.3%
Teachers with emergency or provisional certificates	0.0%	No Change	0.0%	0.0%
Teachers returning from previous year	94.7%	Up from 92.0%	82.5%	86.4%
Teacher attendance rate	90.8%	Down from 92.5%	94.8%	94.9%
Average teacher salary	\$48,081	Up 7.3%	\$43,596	\$45,345
Classes not taught by highly qualified teachers	0.0%	No Change	1.4%	0.0%
School				
Principal's years at school	4.0	Up from 3.0	3.0	4.0
Student-teacher ratio in core subjects	11.2 to 1	Down from 14.7 to 1	16.4 to 1	18.5 to 1
Prime instructional time	88.2%	Up from 86.7%	89.2%	89.8%
Opportunities in the arts	Good	No Change	Good	Good
SACS accreditation	Yes	No Change	Yes	Yes
Character development program	Excellent	No Change	Excellent	Excellent
Dollars spent per pupil*	\$8,829	Up 9.2%	\$8,228	\$7,052
Percent of expenditures for instruction*	65.5%	Down from 66.5%	68.3%	69.1%
Percent of expenditures for teacher salaries*	45.9%	Down from 61.5%	60.5%	64.2%
% of AYP objectives met	53.8%		66.7%	85.7%

* Prior year audited financial data available.

EVALUATION RESULTS

	Teachers	Students*	Parents*
Number of surveys returned	25	31	14
Percent satisfied with learning environment	96.0%	87.1%	85.7%
Percent satisfied with social and physical environment	96.0%	90.0%	78.6%
Percent satisfied with school-home relations	70.8%	93.5%	92.9%

*Only students at the highest elementary school grade level at this school and their parents were included.

REPORT OF PRINCIPAL AND SCHOOL IMPROVEMENT COUNCIL

Rivelon Elementary School is located right outside the town limit of Orangeburg, S. C. The school has a population of approximately 250 students. We take pride in being a community school. A number of our students walk to and from school each day.

Here, at Rivelon, a Title 1 school, we feel that developing the whole child is important. We achieved this goal by providing character education for all of our students. Through our guidance counselor, each grade level has scheduled guidance sessions. Teachers use every opportunity to integrate character education into their daily lessons.

Of our students, 91 percent are African American, 8 percent are Caucasian, and 2 percent are Hispanic. Here, we try to address each subject using a different best-practice strategy or technique that will help our students relate the learning to real-world experiences.

We continue to employ science and social studies instructional resource teachers to conduct small-group instruction. We had several consultants that brought our instruction to a new level. The math, reading, social studies, and science teachers were given intensive training in using manipulatives and hands-on activities with our students. We used technology as an essential part of our instructional program at Rivelon Elementary. Another way we strengthened our reading program this year was by continuing our successful Books and Breakfast Program.

Here, at Rivelon, we feel that it is our job to encourage and motivate our students so that they believe they can become whatever they desire. We met our AYP for the 2007-2008 school year, and we are planning to meet it again this year.

Paulette H. Faust, Principal
Kevin Brown, School Improvement Council Chairperson

Comprehensive detail, including definitions of rating, performance criteria, and explanations of status, is available on www.ed.sc.gov and www.eoc.sc.gov as well as school and school district websites.

Printed versions are available from school districts upon request.

Abbreviations Key

N/A Not Applicable N/AV Not Available N/C Not Collected N/R Not Reported I/S Insufficient Sample TBD To be determined

NI Newly Identified CSI Continuing School Improvement CA Corrective Action RP Plan to Restructure R Restructure DELAY School Improvement Status HOLD School Improvement Status