



SC Annual School Report Card Summary

Mellichamp Elementary
Orangeburg 5
Grades: PK-5 Enrollment: 283
Principal: Beverly Stroman-Spires
Superintendent: Mr. Melvin Smoak
Board Chair: Dr. Kalu Kalu

PERFORMANCE

Comprehensive detail, including definitions of ratings, performance criteria, and explanations of status, is available on www.ed.sc.gov and www.eoc.sc.gov as well as school and school district websites. Printed versions are available from school districts upon request.

YEAR	ABSOLUTE RATING	GROWTH RATING	PALMETTO GOLD/SILVER AWARD	AYP STATUS	NCLB IMPROVEMENT STATUS
2008	Below Average	At-Risk	TBD	Not Met	N/A
2007	Below Average	At-Risk	N/A	Not Met	N/A
2006	Below Average	At-Risk	N/A	Not Met	N/A

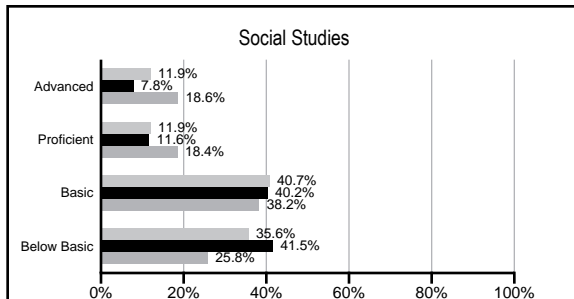
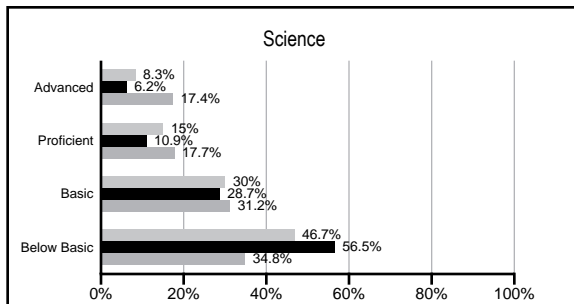
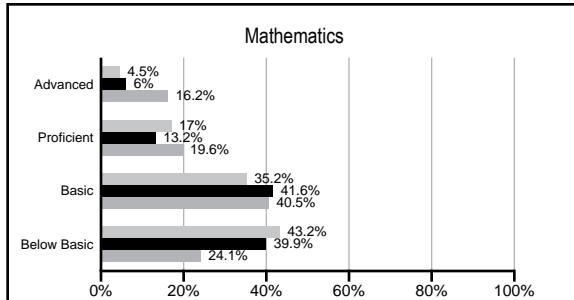
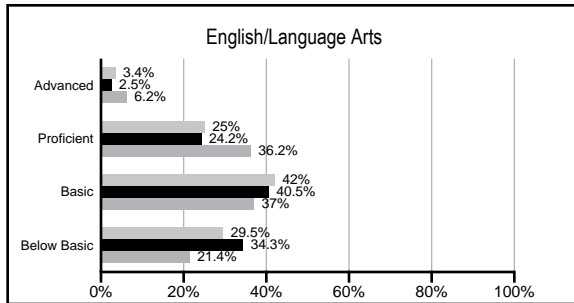
ABSOLUTE RATINGS OF ELEMENTARY SCHOOLS WITH STUDENTS LIKE OURS*

EXCELLENT	GOOD	AVERAGE	BELOW AVERAGE	AT-RISK
0	4	4	41	60

* Ratings are calculated with data available by 02/17/2009. Schools with Students like Ours are Elementary Schools with poverty indices of no more than 5% above or below the index for this school.

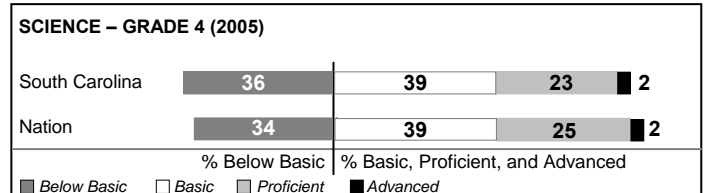
PACT PERFORMANCE

Our School
 Elementary Schools with Students Like Ours
 Elementary schools statewide



NAEP PERFORMANCE*

* Performance reported for SC and nation, data not available at school level. Percentages at NAEP Achievement Levels.



SC PERFORMANCE GOAL

2010 Goal:
By 2010, SC's student achievement will be ranked in the top half of the states nationally. To achieve this goal, we must become one of the fastest improving systems in the country.

2020 Goal: TBD

Abbreviations Key

N/A Not Applicable N/AV Not Available N/C Not Collected N/R Not Reported I/S Insufficient Sample TBD To be determined
 NI Newly Identified CSI Continuing School Improvement CA Corrective Action RP Plan to Restructure R Restructure DELAY School Improvement Status HOLD School Improvement Status

Mellichamp Elementary [Orangeburg 5]

SCHOOL PROFILE

	Our School	Change from Last Year	Elementary Schools with Students Like Ours	Median Elementary School
Students (n=283)				
Retention rate	4.8%	Down from 6.9%	3.1%	2.3%
Attendance rate	96.0%	Down from 96.1%	96.0%	96.3%
Eligible for gifted and talented	0.0%	No Change	2.7%	10.4%
With disabilities other than speech	8.4%	Down from 11.4%	7.6%	7.5%
Out-of-school suspensions or expulsions for violent &/or criminal offenses	0.0%	No Change	0.0%	0.0%
Teachers (n=28)				
Teachers with advanced degrees	71.4%	Up from 68.0%	53.3%	56.7%
Continuing contract teachers	85.7%	Up from 76.0%	66.7%	77.3%
Teachers with emergency or provisional certificates	0.0%	No Change	0.0%	0.0%
Teachers returning from previous year	93.9%	Up from 88.8%	82.5%	86.4%
Teacher attendance rate	95.8%	Down from 96.3%	94.8%	94.9%
Average teacher salary	\$44,588	Up 4.3%	\$43,596	\$45,345
Classes not taught by highly qualified teachers	0.0%	No Change	1.4%	0.0%
School				
Principal's years at school	14.0	Up from 13.0	3.0	4.0
Student-teacher ratio in core subjects	14.4 to 1	Down from 14.6 to 1	16.4 to 1	18.5 to 1
Prime instructional time	89.5%	Down from 90.2%	89.2%	89.8%
Opportunities in the arts	Good	No Change	Good	Good
SACS accreditation	Yes	No Change	Yes	Yes
Character development program	Excellent	No Change	Excellent	Excellent
Dollars spent per pupil*	\$12,174	Up 3.2%	\$8,228	\$7,052
Percent of expenditures for instruction*	72.2%	Down from 74.5%	68.3%	69.1%
Percent of expenditures for teacher salaries*	49.4%	Down from 65.7%	60.5%	64.2%
% of AYP objectives met	76.9%		66.7%	85.7%

* Prior year audited financial data available.

EVALUATION RESULTS

	Teachers	Students*	Parents*
Number of surveys returned	31	28	28
Percent satisfied with learning environment	83.9%	85.7%	75.0%
Percent satisfied with social and physical environment	87.1%	92.9%	74.1%
Percent satisfied with school-home relations	77.4%	78.6%	77.8%

*Only students at the highest elementary school grade level at this school and their parents were included.

REPORT OF PRINCIPAL AND SCHOOL IMPROVEMENT COUNCIL

Mellichamp Elementary School is a school-wide Title I school serving 305 students in child development through the fifth grades with 89% poverty rating. Mellichamp houses four self-contained district special education classes for students with developmental delays and autism. Our School Renewal Plan was approved in the spring of 2008 and includes action plans for English language arts, mathematics, science, social studies, school climate, teacher/administrator quality, and the arts.

The 2007 Palmetto Achievement Challenge Test (PACT) data indicated that Mellichamp exceeded the district PACT average in 3rd grade English language arts, math, and social studies along with 4th grade math and 5th grade math. Mellichamp exceeded the state PACT average in 3rd grade English language arts, math, and social studies. In 2007, Mellichamp Elementary did not meet adequate yearly progress as defined by No Child Left Behind.

Academic assistance for students includes intervention for students identified by teachers in kindergarten through third grade along with fourth and fifth graders who scored below basic on the 2007 PACT in English language arts and/or math. Fourth and fifth graders who scored proficient and/or advanced on one or more of the PACT subtests are provided academic enrichment through a spring Saturday Academy and a yearlong robotics club. Identified gifted and talented third and fourth graders attend a weekly pullout enrichment program while identified fifth graders attend a magnet school for the academically talented.

Home communication continues to be a top priority since parents are a vital link in our students' academic successes. Open House occurs in August to encourage strong parent/teacher relationships. Fall and spring Parent Conference Days allow parents and teachers to discuss and plan for students' academic progress. Academic Plans for Students are developed for each fourth and fifth grader who scores below basic in any PACT subtests. Teachers and parents meet three times annually and discuss the shared responsibilities of students, parents, and school.

Mellichamp Elementary is proud of its school-wide behavior plan. Discipline and test data are closely monitored by the school's Leadership Team and School Improvement Council to ensure plans are created and implemented for improvement. Our school was proudly designated a South Carolina Red Carpet School for 2006-2008. This year Mellichamp received over \$14,000 in local and state grants.

Beverly Stroman-Spires, Principal
Sammie Gordon, School Improvement Council Chairperson

Comprehensive detail, including definitions of rating, performance criteria, and explanations of status, is available on www.ed.sc.gov and www.eoc.sc.gov as well as school and school district websites.

Printed versions are available from school districts upon request.

Abbreviations Key

N/A Not Applicable N/AV Not Available N/C Not Collected N/R Not Reported I/S Insufficient Sample TBD To be determined
NI Newly Identified CSI Continuing School Improvement CA Corrective Action RP Plan to Restructure R Restructure DELAY School Improvement Status HOLD School Improvement Status