



SC Annual School Report Card Summary

Marshall Elementary

Orangeburg 5

Grades: PK-5

Enrollment: 790

Principal: Jacqueline M Jamison

Superintendent: Mr. Melvin Smoak

Board Chair: Dr. Kalu Kalu

PERFORMANCE

Comprehensive detail, including definitions of ratings, performance criteria, and explanations of status, is available on www.ed.sc.gov and www.eoc.sc.gov as well as school and school district websites. Printed versions are available from school districts upon request.

| YEAR | ABSOLUTE RATING | GROWTH RATING | PALMETTO GOLD/SILVER AWARD | AYP STATUS | NCLB IMPROVEMENT STATUS |
|------|-----------------|---------------|----------------------------|------------|-------------------------|
| 2008 | Below Average | At-Risk | TBD | Not Met | N/A |
| 2007 | Below Average | At-Risk | N/A | Not Met | N/A |
| 2006 | Below Average | At-Risk | N/A | Not Met | N/A |

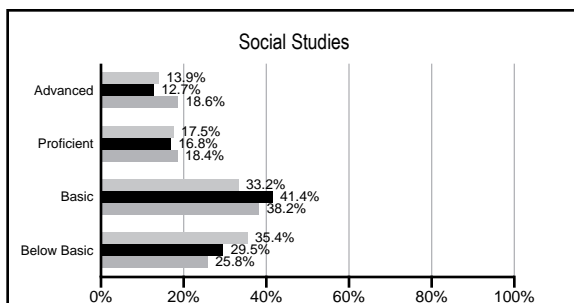
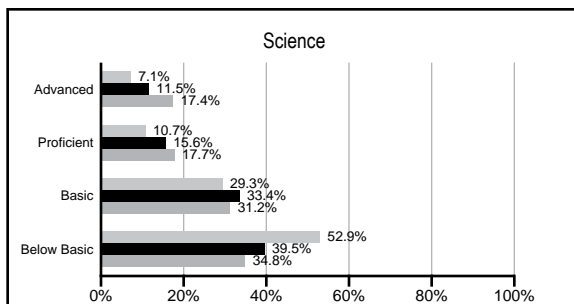
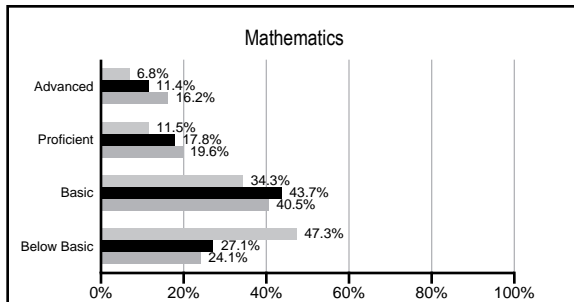
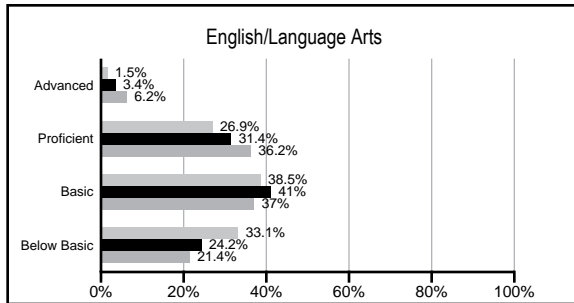
ABSOLUTE RATINGS OF ELEMENTARY SCHOOLS WITH STUDENTS LIKE OURS*

| EXCELLENT | GOOD | AVERAGE | BELOW AVERAGE | AT-RISK |
|-----------|------|---------|---------------|---------|
| 0 | 1 | 33 | 57 | 2 |

* Ratings are calculated with data available by 02/17/2009. Schools with Students like Ours are Elementary Schools with poverty indices of no more than 5% above or below the index for this school.

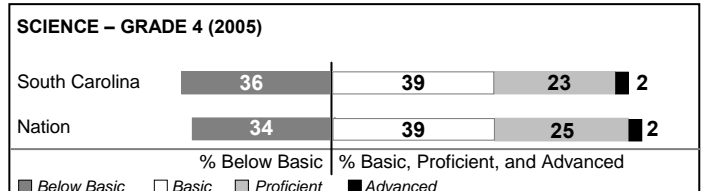

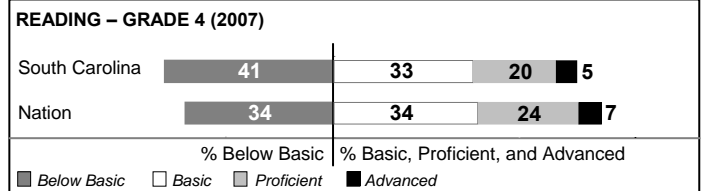
PACT PERFORMANCE

Our School Elementary Schools with Students Like Ours Elementary schools statewide



NAEP PERFORMANCE*

* Performance reported for SC and nation, data not available at school level. Percentages at NAEP Achievement Levels.



SC PERFORMANCE GOAL

2010 Goal:

By 2010, SC's student achievement will be ranked in the top half of the states nationally. To achieve this goal, we must become one of the fastest improving systems in the country.

2020 Goal: TBD

Abbreviations Key

N/A Not Applicable N/AV Not Available N/C Not Collected N/R Not Reported I/S Insufficient Sample TBD To be determined
 NI Newly Identified CSI Continuing School Improvement CA Corrective Action RP Plan to Restructure R Restructure DELAY School Improvement Status HOLD School Improvement Status

Marshall Elementary [Orangeburg 5]

SCHOOL PROFILE

| | Our School | Change from Last Year | Elementary Schools with Students Like Ours | Median Elementary School |
|--|------------|-----------------------|--|--------------------------|
| Students (n=790) | | | | |
| Retention rate | 5.0% | Up from 3.3% | 2.9% | 2.3% |
| Attendance rate | 96.4% | Down from 96.8% | 96.0% | 96.3% |
| Eligible for gifted and talented | 3.8% | Up from 3.4% | 7.6% | 10.4% |
| With disabilities other than speech | 6.4% | Down from 6.7% | 9.0% | 7.5% |
| Out-of-school suspensions or expulsions for violent &/or criminal offenses | 0.0% | No Change | 0.0% | 0.0% |
| Teachers (n=55) | | | | |
| Teachers with advanced degrees | 70.9% | Up from 70.2% | 54.5% | 56.7% |
| Continuing contract teachers | 81.8% | Down from 84.2% | 77.8% | 77.3% |
| Teachers with emergency or provisional certificates | 4.4% | Down from 6.0% | 0.0% | 0.0% |
| Teachers returning from previous year | 89.8% | Up from 89.4% | 86.3% | 86.4% |
| Teacher attendance rate | 94.1% | Down from 94.9% | 94.7% | 94.9% |
| Average teacher salary | \$45,755 | Up 2.5% | \$44,884 | \$45,345 |
| Classes not taught by highly qualified teachers | 0.0% | No Change | 0.0% | 0.0% |
| School | | | | |
| Principal's years at school | 1.0 | Down from 2.0 | 4.0 | 4.0 |
| Student-teacher ratio in core subjects | 14.4 to 1 | Down from 18.2 to 1 | 18.3 to 1 | 18.5 to 1 |
| Prime instructional time | 88.9% | Down from 89.8% | 88.9% | 89.8% |
| Opportunities in the arts | Good | Down from Excellent | Good | Good |
| SACS accreditation | Yes | No Change | Yes | Yes |
| Character development program | Excellent | Up from Good | Excellent | Excellent |
| Dollars spent per pupil* | \$6,701 | Up 13.7% | \$7,289 | \$7,052 |
| Percent of expenditures for instruction* | 73.1% | Down from 74.7% | 68.4% | 69.1% |
| Percent of expenditures for teacher salaries* | 51.4% | Down from 69.9% | 63.4% | 64.2% |
| % of AYP objectives met | 58.8% | | 81.0% | 85.7% |

* Prior year audited financial data available.

EVALUATION RESULTS

| | Teachers | Students* | Parents* |
|--|----------|-----------|----------|
| Number of surveys returned | 53 | 112 | 52 |
| Percent satisfied with learning environment | 90.6% | 73.9% | 75.5% |
| Percent satisfied with social and physical environment | 90.6% | 64.3% | 78.8% |
| Percent satisfied with school-home relations | 62.3% | 85.7% | 78.4% |

*Only students at the highest elementary school grade level at this school and their parents were included.

REPORT OF PRINCIPAL AND SCHOOL IMPROVEMENT COUNCIL

Marshall Elementary School, "Home of the Busy Bees," serves students in grades Pre-K – 5. Our students are provided quality integrated instruction in a safe and nurturing environment that fosters positive growth. All teachers are highly-qualified and dedicated to ensuring success for all students.

During the 2007 – 2008 school year, our theme was "It takes teamwork to make a dream work." This theme emphasized the importance of involving teachers, parents, and the community in achieving our goal of meeting the needs of the students at Marshall Elementary School. Understanding the importance of sharing information, receiving feedback, and communicating school-wide decisions has cultivated a sense of family and is now the driving force that helps to ensure that teamwork will make our dream work and that high achievement will become a reality.

Our school-wide theme permeates our school as instruction continues to become more exciting, rigorous, and data-driven. This stems from the systemic professional development provided to teachers that emphasizes the direct correlation of South Carolina standards, instruction, and assessment. The Busy Bee Workshop is one example of teachers using this data to meet the needs of students. During this academic assistance/enrichment time, students are provided instruction based on the results from state, district, and school assessments. We have seen evidence of tremendous growth in the spiraling of curriculum, interpretation of content, vertical teaming, and individualized instruction as teachers strive to fulfill our goals.

In addition, Marshall takes pride in many of our school-wide initiatives geared at educating the whole child; character education is emphasized school-wide. We have implemented programs such as "Caught Being Good," which focuses on the positive choices made by students. Students earn citations and the opportunity to have lunch with an administrator. Moreover, the students at Marshall are expected to wear uniforms each day. We have found that this initiative has had a positive impact on our school's culture.

Toward this end, we at Marshall realize that our students live in a technologically-driven society. Therefore, the integration of technology into the curriculum is stressed. Our teachers have been trained to use various forms of technology such as Whiteboards, Classroom Performance Systems (CPS) units, and LCD projectors. Our teachers also utilize various forms of instructional software such as ThinkLink, Study Island, Head Sprout, Accelerated Reader, Accelerated Math, and Learning A-Z.

We will continue to strive toward our dream of educating the whole child.

Jacqueline Jamison, Principal
Mrs. Diane Jackson, SIC

Comprehensive detail, including definitions of rating, performance criteria, and explanations of status, is available on www.ed.sc.gov and www.eoc.sc.gov as well as school and school district websites.

Printed versions are available from school districts upon request.

Abbreviations Key

N/A Not Applicable N/AV Not Available N/C Not Collected N/R Not Reported I/S Insufficient Sample TBD To be determined
NI Newly Identified CSI Continuing School Improvement CA Corrective Action RP Plan to Restructure R Restructure DELAY School Improvement Status HOLD School Improvement Status