



SC Annual School Report Card Summary

Bethune-Bowman Elementary
Orangeburg 5
Grades: PK-5 Enrollment: 335
Principal: Charlene A. Stokes
Superintendent: Mr. Melvin Smoak
Board Chair: Dr. Kalu Kalu

PERFORMANCE

Comprehensive detail, including definitions of ratings, performance criteria, and explanations of status, is available on www.ed.sc.gov and www.eoc.sc.gov as well as school and school district websites. Printed versions are available from school districts upon request.

YEAR	ABSOLUTE RATING	GROWTH RATING	PALMETTO GOLD/SILVER AWARD	AYP STATUS	NCLB IMPROVEMENT STATUS
2008	Below Average	Average	TBD	Not Met	NI-HOLD
2007	Below Average	Good	N/A	Not Met	NI
2006	Below Average	At-Risk	N/A	Not Met	N/A

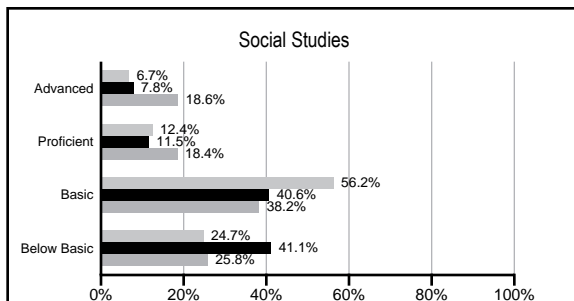
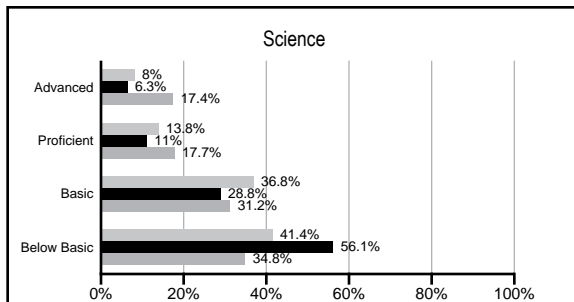
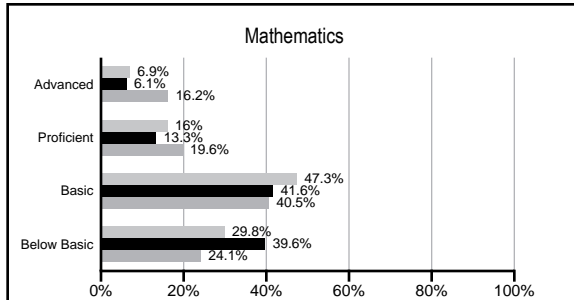
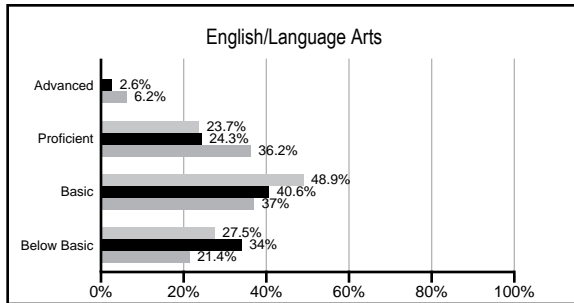
ABSOLUTE RATINGS OF ELEMENTARY SCHOOLS WITH STUDENTS LIKE OURS*

EXCELLENT	GOOD	AVERAGE	BELOW AVERAGE	AT-RISK
0	4	4	44	61

* Ratings are calculated with data available by 02/17/2009. Schools with Students like Ours are Elementary Schools with poverty indices of no more than 5% above or below the index for this school.

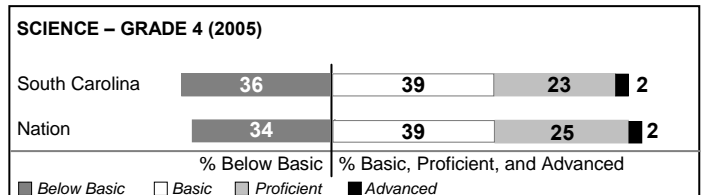

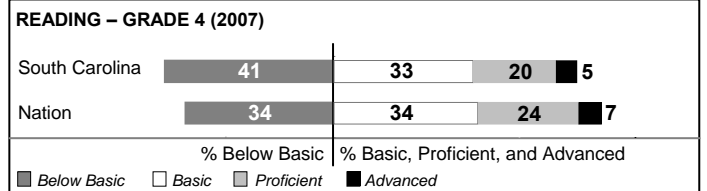
PACT PERFORMANCE

Our School
 Elementary Schools with Students Like Ours
 Elementary schools statewide



NAEP PERFORMANCE*

* Performance reported for SC and nation, data not available at school level. Percentages at NAEP Achievement Levels.



SC PERFORMANCE GOAL

2010 Goal:

By 2010, SC's student achievement will be ranked in the top half of the states nationally. To achieve this goal, we must become one of the fastest improving systems in the country.

2020 Goal: TBD

Abbreviations Key

N/A Not Applicable N/AV Not Available N/C Not Collected N/R Not Reported I/S Insufficient Sample TBD To be determined
 NI Newly Identified CSI Continuing School Improvement CA Corrective Action RP Plan to Restructure R Restructure DELAY School Improvement Status HOLD School Improvement Status

Bethune-Bowman Elementary [Orangeburg 5]

SCHOOL PROFILE

	Our School	Change from Last Year	Elementary Schools with Students Like Ours	Median Elementary School
Students (n=335)				
Retention rate	2.0%	Up from 1.5%	3.1%	2.3%
Attendance rate	96.0%	Up from 95.5%	96.0%	96.3%
Eligible for gifted and talented	2.1%	Up from 1.4%	2.7%	10.4%
With disabilities other than speech	5.3%	Down from 6.1%	7.5%	7.5%
Out-of-school suspensions or expulsions for violent &/or criminal offenses	0.0%	No Change	0.0%	0.0%
Teachers (n=27)				
Teachers with advanced degrees	88.9%	Up from 82.1%	53.3%	56.7%
Continuing contract teachers	92.6%	Down from 92.9%	67.4%	77.3%
Teachers with emergency or provisional certificates	0.0%	No Change	0.0%	0.0%
Teachers returning from previous year	91.8%	Down from 94.3%	82.5%	86.4%
Teacher attendance rate	93.1%	Down from 96.0%	94.8%	94.9%
Average teacher salary	\$50,526	Up 7.6%	\$43,674	\$45,345
Classes not taught by highly qualified teachers	17.9%	Up from 3.8%	2.2%	0.0%
School				
Principal's years at school	1.0	Down from 16.0	3.0	4.0
Student-teacher ratio in core subjects	18.6 to 1	Up from 17.3 to 1	16.3 to 1	18.5 to 1
Prime instructional time	87.5%	Down from 89.4%	89.2%	89.8%
Opportunities in the arts	Fair	Down from Good	Good	Good
SACS accreditation	Yes	No Change	Yes	Yes
Character development program	Excellent	No Change	Excellent	Excellent
Dollars spent per pupil*	\$9,416	Up 12.7%	\$8,235	\$7,052
Percent of expenditures for instruction*	72.3%	Down from 73.1%	68.2%	69.1%
Percent of expenditures for teacher salaries*	50.6%	Down from 63.7%	60.4%	64.2%
% of AYP objectives met	84.6%		66.7%	85.7%

* Prior year audited financial data available.

EVALUATION RESULTS

	Teachers	Students*	Parents*
Number of surveys returned	26	34	27
Percent satisfied with learning environment	92.3%	94.1%	74.1%
Percent satisfied with social and physical environment	100.0%	82.4%	70.4%
Percent satisfied with school-home relations	80.8%	91.2%	59.3%

*Only students at the highest elementary school grade level at this school and their parents were included.

REPORT OF PRINCIPAL AND SCHOOL IMPROVEMENT COUNCIL

Bethune-Bowman Elementary School focuses on meeting the needs of individual students, which in turn creates group success. As a 2007 Palmetto Silver School, we continue to strengthen our learning environment. We have maintained our commitment to participate in relevant professional development opportunities as we continue to build our capacity to teach all of our children. Through professional development opportunities, our teachers remain abreast of "best practices" teaching methods and, in turn, provide our students with strategies that strengthen our students' ability to learn.

Two reading programs, Save The Children and Success For All, provide our students with additional reading instruction. The purpose of Save The Children is to improve reading achievement of those students who are currently functioning below grade level. The goal is to improve our students' ability to read at or above grade level. Success for All offers proven solutions to help our students achieve grade-level performance, whatever their challenges and abilities. Research-based principles, which are related to prevention, early intervention, and effective instructional practices, guide the content, methods of instruction, pacing, and school organization inherent in Success For All. In addition to these measures, we placed a greater emphasis on math with the implementation of our "Baby Mohawk Academy." During the "Baby Mohawk Academy," students received individualized math instruction based on their needs.

Education is not about guesswork or shooting in the dark. It is about expanding the use of proven solutions in classrooms. The future of our children depends on their knowing how to think, read, write, and compute. The future of our country and our world depends on our children. That means we must all be relentless in our pursuit of what works. We will continue to do everything in our power to make a difference in the lives of our students. We ask that you do the same. Together, with a sense of personal responsibility and a focus on the individual child, we can work wonders.

Mrs. Charlene A. Stokes, Principal
Mrs. Elese Simmons, SIC Chair

Comprehensive detail, including definitions of rating, performance criteria, and explanations of status, is available on www.ed.sc.gov and www.eoc.sc.gov as well as school and school district websites.

Printed versions are available from school districts upon request.

Abbreviations Key

N/A Not Applicable N/AV Not Available N/C Not Collected N/R Not Reported I/S Insufficient Sample TBD To be determined

NI Newly Identified CSI Continuing School Improvement CA Corrective Action RP Plan to Restructure R Restructure DELAY School Improvement Status HOLD School Improvement Status