



SC Annual School Report Card Summary

Hunter-Kinard-Tyler Elementary
Orangeburg 4
Grades: PK-6 Enrollment: 373
Principal: Debra W. Norman
Superintendent: Dr. Darrell Johnson
Board Chair: Mr. Aaron Rudd

PERFORMANCE

Comprehensive detail, including definitions of ratings, performance criteria, and explanations of status, is available on www.ed.sc.gov and www.eoc.sc.gov as well as school and school district websites. Printed versions are available from school districts upon request.

| YEAR | ABSOLUTE RATING | GROWTH RATING | PALMETTO GOLD/SILVER AWARD | AYP STATUS | NCLB IMPROVEMENT STATUS |
|------|-----------------|---------------|----------------------------|------------|-------------------------|
| 2008 | At-Risk | Average | TBD | Not Met | R |
| 2007 | At-Risk | Good | N/A | Not Met | RP |
| 2006 | At-Risk | At-Risk | Silver | Not Met | CA |

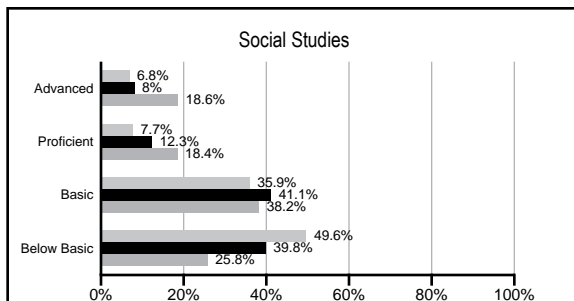
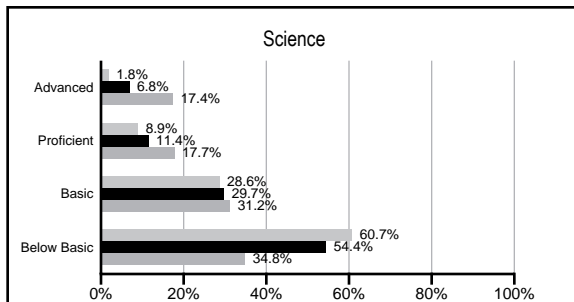
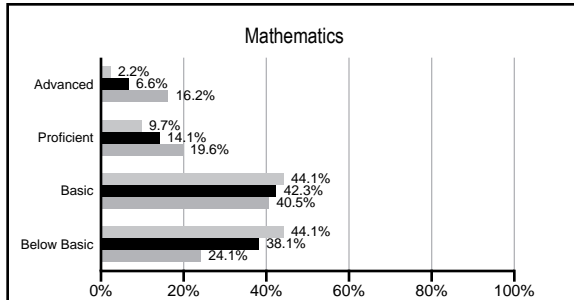
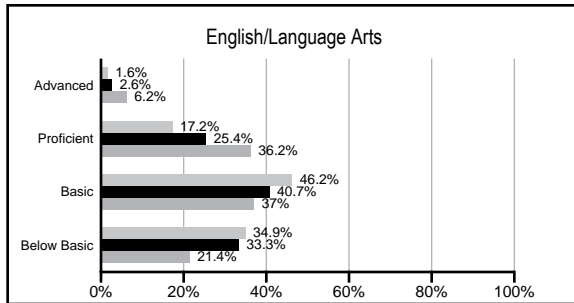
ABSOLUTE RATINGS OF ELEMENTARY SCHOOLS WITH STUDENTS LIKE OURS*

| EXCELLENT | GOOD | AVERAGE | BELOW AVERAGE | AT-RISK |
|-----------|------|---------|---------------|---------|
| 0 | 4 | 8 | 56 | 62 |

* Ratings are calculated with data available by 02/17/2009. Schools with Students like Ours are Elementary Schools with poverty indices of no more than 5% above or below the index for this school.

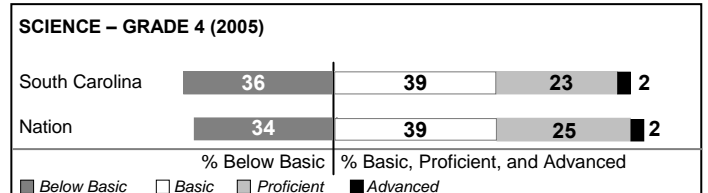
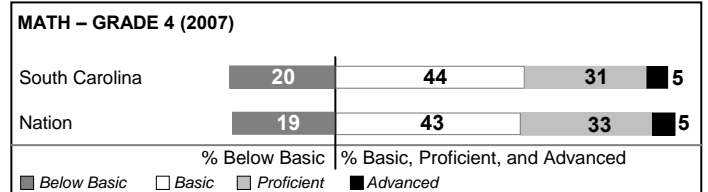
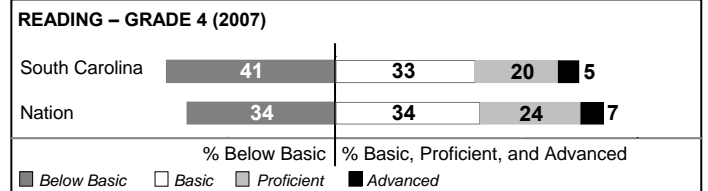
PACT PERFORMANCE

Our School
 Elementary Schools with Students Like Ours
 Elementary schools statewide



NAEP PERFORMANCE*

* Performance reported for SC and nation, data not available at school level. Percentages at NAEP Achievement Levels.



SC PERFORMANCE GOAL

2010 Goal:
By 2010, SC's student achievement will be ranked in the top half of the states nationally. To achieve this goal, we must become one of the fastest improving systems in the country.

2020 Goal: TBD

Abbreviations Key

N/A Not Applicable N/AV Not Available N/C Not Collected N/R Not Reported I/S Insufficient Sample TBD To be determined
 NI Newly Identified CSI Continuing School Improvement CA Corrective Action RP Plan to Restructure R Restructure DELAY School Improvement Status HOLD School Improvement Status

Hunter-Kinard-Tyler Elementary [Orangeburg 4]

SCHOOL PROFILE

| | Our School | Change from Last Year | Elementary Schools with Students Like Ours | Median Elementary School |
|--|------------|-----------------------|--|--------------------------|
| Students (n=373) | | | | |
| Retention rate | 4.6% | Down from 7.2% | 3.1% | 2.3% |
| Attendance rate | 96.7% | Down from 96.9% | 96.0% | 96.3% |
| Eligible for gifted and talented | 0.5% | Down from 1.3% | 3.4% | 10.4% |
| With disabilities other than speech | 4.6% | Up from 2.3% | 7.8% | 7.5% |
| Out-of-school suspensions or expulsions for violent &/or criminal offenses | 0.0% | No Change | 0.0% | 0.0% |
| Teachers (n=29) | | | | |
| Teachers with advanced degrees | 65.5% | Up from 58.1% | 54.4% | 56.7% |
| Continuing contract teachers | 79.3% | Down from 83.9% | 69.6% | 77.3% |
| Teachers with emergency or provisional certificates | 0.0% | No Change | 0.0% | 0.0% |
| Teachers returning from previous year | 87.7% | Up from 86.8% | 83.2% | 86.4% |
| Teacher attendance rate | 92.4% | Down from 93.9% | 95.0% | 94.9% |
| Average teacher salary | \$48,139 | Up 5.7% | \$43,955 | \$45,345 |
| Classes not taught by highly qualified teachers | 18.6% | Up from 8.0% | 0.5% | 0.0% |
| School | | | | |
| Principal's years at school | 10.0 | Up from 9.0 | 3.0 | 4.0 |
| Student-teacher ratio in core subjects | 16.6 to 1 | Down from 18.0 to 1 | 16.7 to 1 | 18.5 to 1 |
| Prime instructional time | 87.7% | Down from 89.2% | 89.3% | 89.8% |
| Opportunities in the arts | Fair | No Change | Good | Good |
| SACS accreditation | Yes | No Change | Yes | Yes |
| Character development program | Excellent | No Change | Excellent | Excellent |
| Dollars spent per pupil* | \$5,178 | Down 31.1% | \$8,094 | \$7,052 |
| Percent of expenditures for instruction* | 86.0% | Up from 63.3% | 68.9% | 69.1% |
| Percent of expenditures for teacher salaries* | 79.0% | Up from 60.9% | 62.3% | 64.2% |
| % of AYP objectives met | 60.0% | | 70.6% | 85.7% |

* Prior year audited financial data available.

EVALUATION RESULTS

| | Teachers | Students* | Parents* |
|--|----------|-----------|----------|
| Number of surveys returned | 31 | 42 | 42 |
| Percent satisfied with learning environment | 87.1% | 83.3% | 64.3% |
| Percent satisfied with social and physical environment | 100.0% | 76.2% | 71.4% |
| Percent satisfied with school-home relations | 67.9% | 90.5% | 64.3% |

*Only students at the highest elementary school grade level at this school and their parents were included.

REPORT OF PRINCIPAL AND SCHOOL IMPROVEMENT COUNCIL

Hunter-Kinard-Tyler Elementary School experienced a very successful 2007-2008 school year. We continued to implement the district's focus and initiatives – Literacy, Differentiated Instruction, Flexible Grouping, Measures of Academic Progress (MAP), and Data Analysis.

Several new initiatives were added this year. First, an MSU Science Coach was added to our staff this year. Students and teachers gained new-found interests and experiences using Foss Science Kits and learned new ways to approach science in a collaborative setting. Secondly, we secured a 21st Century Learning Grant for an afterschool program to serve up to 85 students for tutoring in the academic areas, arts and crafts, technology, and field studies. Next, Teaming in the 6th grade was implemented, and teachers held meetings twice a week to discuss and implement many facets of the middle school concept. Lastly, a new kindergarten and first grade report card was used to give parents more information about student progress.

We are especially proud of the significant increase in scores on the MAP assessment over last years' scores. Some of our grade-level scores were higher than the district's average. Our school was also successful in meeting the goals that we set in our Focused School Renewal Plan and successfully met the goals of the External Review Process.

Students won several awards this year for academic excellence and exhibiting good character, and more students than ever before joined our Accelerated Reader points clubs for reading many books this year.

Family Literacy programs at HKT Elementary are stellar in that we had record numbers of parents to attend all of the programs sponsored by the Parenting Program. Some of these included Family Academic Nights, monthly parenting meetings, and a Family/Community Awareness Day.

The School Improvement Council was very active this year. In addition to meeting monthly to generate ideas to improve our school, the SIC hosted a successful Writing Expo held this spring, assisted with PACT incentives, and sponsored our Dynamic Dads organization. This group of over 20 dads/male guardians worked as volunteers in the school, adopted a family for Christmas, read for Read Across America Day, and sponsored a spring dance for upper elementary students.

The PTO provided PACT incentives for students and teachers and conducted several drives, such as PTO membership and Box Tops for Education. They also purchased a new sound system for the school.

As we build on our successes from this past school year, it is our desire to continue to improve in all areas of our school. We look forward to a fantastic 2008-2009 school year.

Steve Washington, SIC Chair
Debra W. Norman, Principal

Comprehensive detail, including definitions of rating, performance criteria, and explanations of status, is available on www.ed.sc.gov and www.eoc.sc.gov as well as school and school district websites.

Printed versions are available from school districts upon request.

Abbreviations Key

N/A Not Applicable N/AV Not Available N/C Not Collected N/R Not Reported I/S Insufficient Sample TBD To be determined
NI Newly Identified CSI Continuing School Improvement CA Corrective Action RP Plan to Restructure R Restructure DELAY School Improvement Status HOLD School Improvement Status