



# SC Annual School Report Card Summary

**Edisto Elementary**  
**Orangeburg 4**  
**Grades: 3-5** Enrollment: 630  
**Principal: Belinda Johnson**  
**Superintendent: Dr. Darrell Johnson**  
**Board Chair: Mr. Aaron Rudd**

## PERFORMANCE

Comprehensive detail, including definitions of ratings, performance criteria, and explanations of status, is available on [www.ed.sc.gov](http://www.ed.sc.gov) and [www.eoc.sc.gov](http://www.eoc.sc.gov) as well as school and school district websites. Printed versions are available from school districts upon request.

YEAR	ABSOLUTE RATING	GROWTH RATING	PALMETTO GOLD/SILVER AWARD	AYP STATUS	NCLB IMPROVEMENT STATUS
2008	Below Average	At-Risk	TBD	Not Met	R
2007	Below Average	Below Average	N/A	Not Met	RP
2006	Below Average	At-Risk	N/A	Not Met	CA

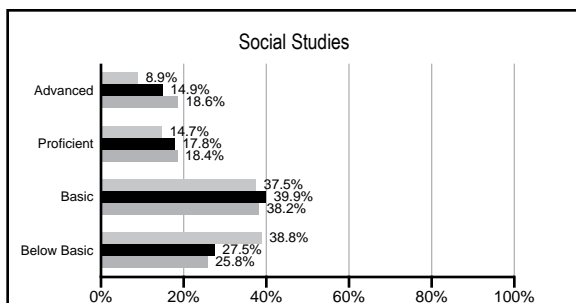
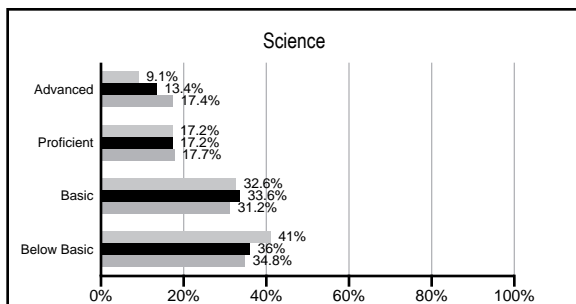
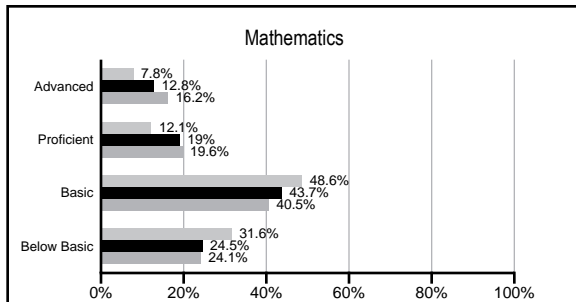
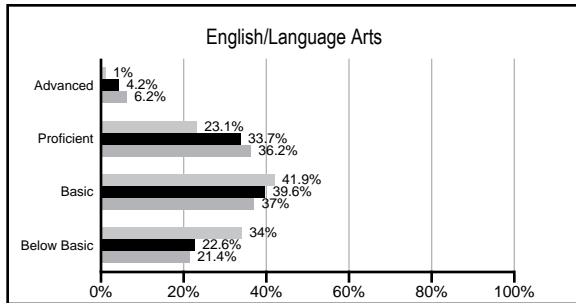
## ABSOLUTE RATINGS OF ELEMENTARY SCHOOLS WITH STUDENTS LIKE OURS\*

EXCELLENT	GOOD	AVERAGE	BELOW AVERAGE	AT-RISK
0	4	43	43	1

\* Ratings are calculated with data available by 02/17/2009. Schools with Students like Ours are Elementary Schools with poverty indices of no more than 5% above or below the index for this school.

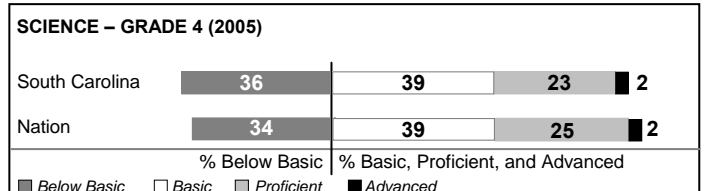

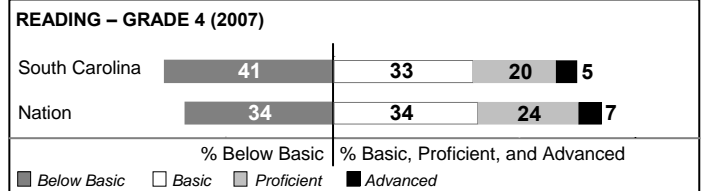
## PACT PERFORMANCE

Our School
  Elementary Schools with Students Like Ours
  Elementary schools statewide



## NAEP PERFORMANCE\*

\* Performance reported for SC and nation, data not available at school level. Percentages at NAEP Achievement Levels.



## SC PERFORMANCE GOAL

2010 Goal:  
*By 2010, SC's student achievement will be ranked in the top half of the states nationally. To achieve this goal, we must become one of the fastest improving systems in the country.*

2020 Goal: TBD

### Abbreviations Key

N/A Not Applicable N/AV Not Available N/C Not Collected N/R Not Reported I/S Insufficient Sample TBD To be determined  
 NI Newly Identified CSI Continuing School Improvement CA Corrective Action RP Plan to Restructure R Restructure DELAY School Improvement Status HOLD School Improvement Status

# Edisto Elementary [Orangeburg 4]

## SCHOOL PROFILE

	Our School	Change from Last Year	Elementary Schools with Students Like Ours	Median Elementary School
<b>Students (n=630)</b>				
Retention rate	1.8%	Down from 2.8%	2.9%	2.3%
Attendance rate	95.8%	Down from 96.1%	96.1%	96.3%
Eligible for gifted and talented	5.3%	Up from 4.9%	8.9%	10.4%
With disabilities other than speech	6.4%	Down from 6.8%	9.0%	7.5%
Out-of-school suspensions or expulsions for violent &/or criminal offenses	0.0%	No Change	0.0%	0.0%
<b>Teachers (n=40)</b>				
Teachers with advanced degrees	72.5%	Down from 76.9%	56.5%	56.7%
Continuing contract teachers	70.0%	Down from 92.3%	79.8%	77.3%
Teachers with emergency or provisional certificates	0.0%	No Change	0.0%	0.0%
Teachers returning from previous year	85.8%	Down from 89.7%	87.1%	86.4%
Teacher attendance rate	95.3%	Down from 97.9%	94.9%	94.9%
Average teacher salary	\$44,504	Up 0.1%	\$45,378	\$45,345
Classes not taught by highly qualified teachers	0.6%	Down from 3.7%	0.0%	0.0%
<b>School</b>				
Principal's years at school	13.0	Up from 12.0	4.0	4.0
Student-teacher ratio in core subjects	19.0 to 1	Down from 21.5 to 1	18.5 to 1	18.5 to 1
Prime instructional time	90.6%	Down from 93.4%	89.4%	89.8%
Opportunities in the arts	Good	No Change	Good	Good
SACS accreditation	Yes	No Change	Yes	Yes
Character development program	Excellent	No Change	Excellent	Excellent
Dollars spent per pupil*	\$6,069	Down 3.9%	\$7,071	\$7,052
Percent of expenditures for instruction*	66.7%	Up from 63.2%	68.7%	69.1%
Percent of expenditures for teacher salaries*	62.1%	Up from 60.4%	63.9%	64.2%
% of AYP objectives met	52.4%		84.2%	85.7%

\* Prior year audited financial data available.

## EVALUATION RESULTS

	Teachers	Students*	Parents*
Number of surveys returned	39	183	66
Percent satisfied with learning environment	87.2%	80.7%	83.1%
Percent satisfied with social and physical environment	92.3%	71.4%	83.9%
Percent satisfied with school-home relations	61.5%	86.1%	75.8%

\*Only students at the highest elementary school grade level at this school and their parents were included.

## REPORT OF PRINCIPAL AND SCHOOL IMPROVEMENT COUNCIL

Edisto Elementary School is located in a rural community in Orangeburg County. It is composed of grades three through five, including two special needs classes, one resource class, and Gifted and Talented classes. The faculty and staff, along with the School Improvement Council, the PTSO, and community, work hand-in-hand to address the academic, social, and emotional needs of each child. Each student's strengths and weaknesses are identified through Measures of Academic Progress testing (MAP). Hence, each strength and weakness is aligned with the state standards along with specific skills. In addition to attending special workshops, conferences, and training sessions, the early Tuesday dismissal allows our faculty to attend in-services for the purpose of advancing Edisto Elementary School toward becoming a 21st century school through various learning styles, teaching strategies, and high-tech applications.

Edisto Elementary School's curriculum addresses the academic, social, and emotional growth of all students. We integrate inclusion, differentiated instructions, daily enrichment through "round-robin," early morning computer lab, 21st Century afterschool program, community volunteer tutors, Science lab, Accelerated Reader, and Accelerated Math to benefit all students. Under the supervision of our ESOL coordinator, our ESOL students' needs are met. Additionally, Positive Behavior Intervention Support (PBIS) is in place to promote and reward good behavior and good character in order to produce an environment conducive to learning.

Our school maintains the open-door policy for all parents, grandparents, and community members to visit our classrooms and serve in various positions such as tutors, mentors, teacher helpers, and office helpers. Our school builds the community relations through various events such as Pancakes with Pop, Muffins with Mom, and Grits with Grandparents. We enlist the community's help in various events such as book fairs, contributions for academic achievers, and Career Day. It is through the joint efforts of school, parents, and community that EES is able to offer a high quality education for the purpose of academic success for each student.

Sandy Templeton, SIC Chairperson  
Belinda Johnson, Principal

Comprehensive detail, including definitions of rating, performance criteria, and explanations of status, is available on [www.ed.sc.gov](http://www.ed.sc.gov) and [www.eoc.sc.gov](http://www.eoc.sc.gov) as well as school and school district websites.

Printed versions are available from school districts upon request.

### Abbreviations Key

N/A Not Applicable N/AV Not Available N/C Not Collected N/R Not Reported I/S Insufficient Sample TBD To be determined  
NI Newly Identified CSI Continuing School Improvement CA Corrective Action RP Plan to Restructure R Restructure DELAY School Improvement Status HOLD School Improvement Status