



# SC Annual School Report Card Summary

Lockett Elementary  
 Orangeburg 4  
 Grades: PK-6 Enrollment: 344  
 Principal: Hercules Busby  
 Superintendent: Dr. Darrell Johnson  
 Board Chair: Mr. Aaron Rudd

## PERFORMANCE

Comprehensive detail, including definitions of ratings, performance criteria, and explanations of status, is available on [www.ed.sc.gov](http://www.ed.sc.gov) and [www.eoc.sc.gov](http://www.eoc.sc.gov) as well as school and school district websites. Printed versions are available from school districts upon request.

YEAR	ABSOLUTE RATING	GROWTH RATING	PALMETTO GOLD/SILVER AWARD	AYP STATUS	NCLB IMPROVEMENT STATUS
2008	Average	Good	TBD	Not Met	RP
2007	Average	Good	N/A	Met	CA-DELAY
2006	Average	Below Average	Silver	Not Met	CA

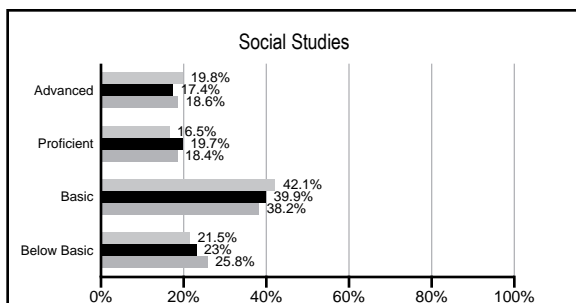
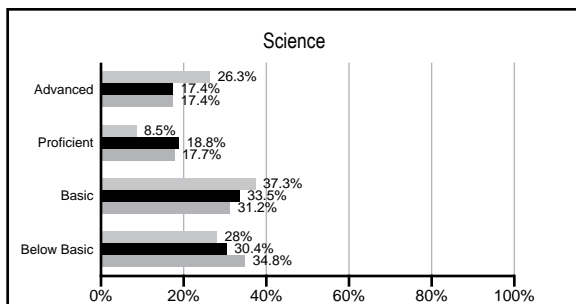
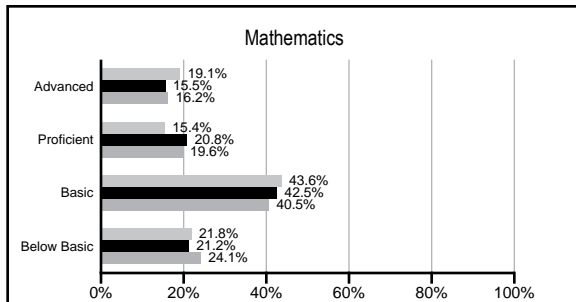
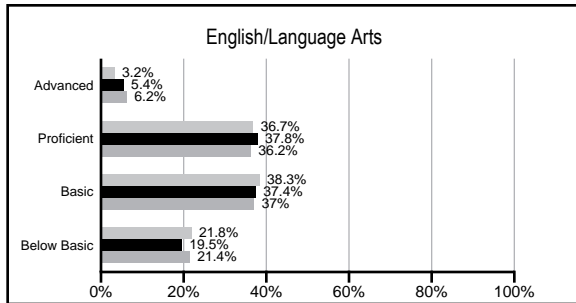
## ABSOLUTE RATINGS OF ELEMENTARY SCHOOLS WITH STUDENTS LIKE OURS\*

EXCELLENT	GOOD	AVERAGE	BELOW AVERAGE	AT-RISK
0	8	65	16	1

\* Ratings are calculated with data available by 02/17/2009. Schools with Students like Ours are Elementary Schools with poverty indices of no more than 5% above or below the index for this school.


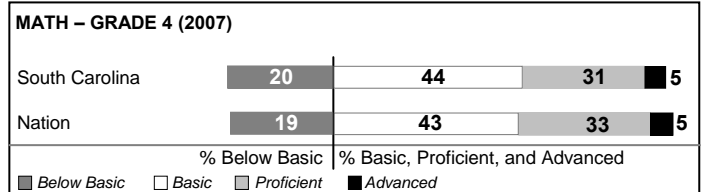
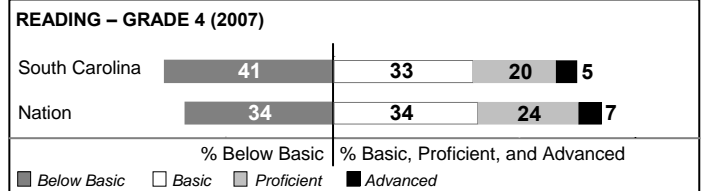
## PACT PERFORMANCE

Our School  
 Elementary Schools with Students Like Ours  
 Elementary schools statewide



## NAEP PERFORMANCE\*

\* Performance reported for SC and nation, data not available at school level. Percentages at NAEP Achievement Levels.



## SC PERFORMANCE GOAL

2010 Goal:  
 By 2010, SC's student achievement will be ranked in the top half of the states nationally. To achieve this goal, we must become one of the fastest improving systems in the country.

2020 Goal: TBD

### Abbreviations Key

N/A Not Applicable N/AV Not Available N/C Not Collected N/R Not Reported I/S Insufficient Sample TBD To be determined  
 NI Newly Identified CSI Continuing School Improvement CA Corrective Action RP Plan to Restructure R Restructure DELAY School Improvement Status HOLD School Improvement Status

# Lockett Elementary [Orangeburg 4]

## SCHOOL PROFILE

	Our School	Change from Last Year	Elementary Schools with Students Like Ours	Median Elementary School
<b>Students (n=344)</b>				
Retention rate	1.3%	Down from 3.5%	2.5%	2.3%
Attendance rate	95.5%	Up from 94.9%	96.3%	96.3%
Eligible for gifted and talented	8.7%	Down from 9.8%	10.6%	10.4%
With disabilities other than speech	4.0%	Down from 4.8%	8.7%	7.5%
Out-of-school suspensions or expulsions for violent &/or criminal offenses	1.5%	Up from 0.3%	0.0%	0.0%
<b>Teachers (n=23)</b>				
Teachers with advanced degrees	47.8%	Up from 45.8%	57.9%	56.7%
Continuing contract teachers	91.3%	Down from 100.0%	80.5%	77.3%
Teachers with emergency or provisional certificates	0.0%	No Change	0.0%	0.0%
Teachers returning from previous year	93.8%	Up from 93.7%	87.8%	86.4%
Teacher attendance rate	96.2%	Up from 94.7%	94.9%	94.9%
Average teacher salary	\$49,227	Up 3.1%	\$45,347	\$45,345
Classes not taught by highly qualified teachers	0.0%	Down from 3.4%	0.0%	0.0%
<b>School</b>				
Principal's years at school	10.0	No Change	4.0	4.0
Student-teacher ratio in core subjects	19.7 to 1	Up from 18.8 to 1	18.6 to 1	18.5 to 1
Prime instructional time	89.0%	Up from 88.4%	89.7%	89.8%
Opportunities in the arts	Good	No Change	Good	Good
SACS accreditation	Yes	No Change	Yes	Yes
Character development program	Excellent	No Change	Excellent	Excellent
Dollars spent per pupil*	\$7,461	Up 7.1%	\$6,869	\$7,052
Percent of expenditures for instruction*	66.3%	Down from 66.7%	68.9%	69.1%
Percent of expenditures for teacher salaries*	61.0%	Down from 63.4%	65.0%	64.2%
% of AYP objectives met	94.1%		88.2%	85.7%

\* Prior year audited financial data available.

## EVALUATION RESULTS

	Teachers	Students*	Parents*
Number of surveys returned	24	48	22
Percent satisfied with learning environment	100.0%	93.8%	95.5%
Percent satisfied with social and physical environment	100.0%	95.8%	90.5%
Percent satisfied with school-home relations	95.8%	93.8%	95.5%

\*Only students at the highest elementary school grade level at this school and their parents were included.

## REPORT OF PRINCIPAL AND SCHOOL IMPROVEMENT COUNCIL

Lockett Elementary is a small public school located on Highway 78, just outside of the town of Branchville, South Carolina. Lockett adjoins Branchville High School, and the two schools share a cafeteria, art and music classrooms, and three teachers. The student population of Lockett Elementary is 340 in grades pre-k4 through 6. The approximate student-teacher ratio of 1:21 has been consistent over the years.

The faculty and staff of Lockett Elementary are very nurturing and caring. Students are taught holistically, which enables them to become successful lifelong learners.

Lockett is a school where teachers, staff, students, administrators, parents, and the community work together to provide the best possible education for all students. Parental support is a plus for Lockett Elementary.

Academically, Lockett is consistently at or above the state level on PACT. Lockett's theme, "Expect the best at LES," expresses high expectations for all students as they go through the learning process.

PACT plays an import role in the achievement of our students in grades 3 through 6. Various assessments, such as benchmark tests and MAPS testing, provide data for teaching and learning strategies. PBIS (Positive Behavior Intervention Strategies) provides encouragement for the appropriate behavior of all students.

Lockett Elementary received several awards this past year. Awards presented were: Palmetto Silver Award, Summer Readers Award, and the Red Carpet Award. Lockett Elementary also made AYP for the year.

Lockett Elementary is committed to academic achievement for all students. Our students are exposed to music, art, physical education, student council, the gifted and talented program, field trips, and various activities to promote the learning experience for every child. All children are important to us, as we make every attempt to provide the best preparation for academic excellence.

Our goal is to include all stakeholders throughout the year. Newsletters, flyers, letters, invitations, and other correspondence are disseminated to the community to inform them of programs, activities, and events held at Lockett Elementary.

Parents, students, and teachers working together is important to the education of our students as they attempt to reach their fullest potential. As we continue striving for excellence in academic achievement, we invite all stakeholders to visit our school and participate in the educational process of our students.

Becky Dukes, SIC Chairperson  
Hercules Busby, Principal

Comprehensive detail, including definitions of rating, performance criteria, and explanations of status, is available on [www.ed.sc.gov](http://www.ed.sc.gov) and [www.eoc.sc.gov](http://www.eoc.sc.gov) as well as school and school district websites.

Printed versions are available from school districts upon request.

### Abbreviations Key

N/A Not Applicable N/AV Not Available N/C Not Collected N/R Not Reported I/S Insufficient Sample TBD To be determined  
NI Newly Identified CSI Continuing School Improvement CA Corrective Action RP Plan to Restructure R Restructure DELAY School Improvement Status HOLD School Improvement Status