



SC Annual School Report Card Summary

Vance-Providence Elementary
Orangeburg 3

Grades: PK-5

Enrollment: 348

Principal: James R. Myers

Superintendent: David Longshore, Jr.

Board Chair: Robert Williams

PERFORMANCE

Comprehensive detail, including definitions of ratings, performance criteria, and explanations of status, is available on www.ed.sc.gov and www.eoc.sc.gov as well as school and school district websites. Printed versions are available from school districts upon request.

YEAR	ABSOLUTE RATING	GROWTH RATING	PALMETTO GOLD/SILVER AWARD	AYP STATUS	NCLB IMPROVEMENT STATUS
2008	At-Risk	At-Risk	TBD	Not Met	NI
2007	At-Risk	At-Risk	N/A	Not Met	N/A
2006	Below Average	At-Risk	N/A	Met	N/A

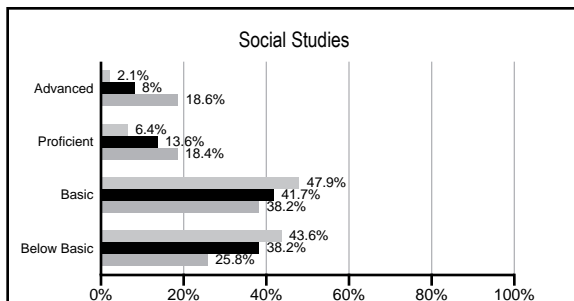
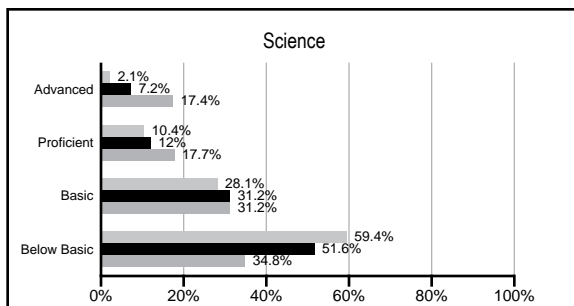
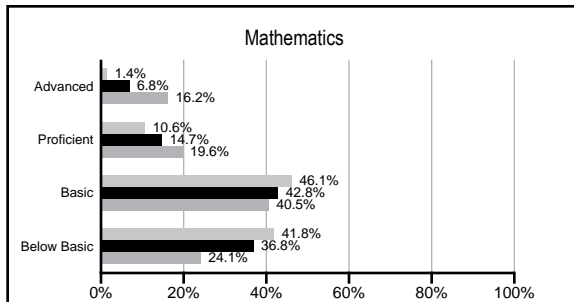
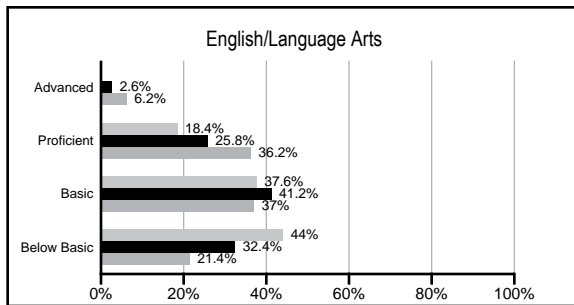
ABSOLUTE RATINGS OF ELEMENTARY SCHOOLS WITH STUDENTS LIKE OURS*

EXCELLENT	GOOD	AVERAGE	BELOW AVERAGE	AT-RISK
0	0	12	58	46

* Ratings are calculated with data available by 02/17/2009. Schools with Students like Ours are Elementary Schools with poverty indices of no more than 5% above or below the index for this school.

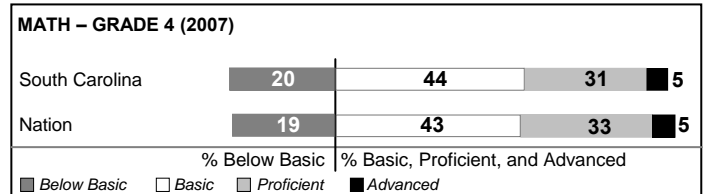
PACT PERFORMANCE

Our School Elementary Schools with Students Like Ours Elementary schools statewide



NAEP PERFORMANCE*

* Performance reported for SC and nation, data not available at school level. Percentages at NAEP Achievement Levels.



SC PERFORMANCE GOAL

2010 Goal:

By 2010, SC's student achievement will be ranked in the top half of the states nationally. To achieve this goal, we must become one of the fastest improving systems in the country.

2020 Goal: TBD

Abbreviations Key

N/A Not Applicable N/AV Not Available N/C Not Collected N/R Not Reported I/S Insufficient Sample TBD To be determined
NI Newly Identified CSI Continuing School Improvement CA Corrective Action RP Plan to Restructure R Restructure DELAY School Improvement Status HOLD School Improvement Status

Vance-Providence Elementary [Orangeburg 3]

SCHOOL PROFILE

	Our School	Change from Last Year	Elementary Schools with Students Like Ours	Median Elementary School
Students (n=348)				
Retention rate	0.3%	Down from 0.6%	3.1%	2.3%
Attendance rate	96.0%	Up from 94.8%	96.0%	96.3%
Eligible for gifted and talented	0.6%	Down from 0.7%	2.9%	10.4%
With disabilities other than speech	3.9%	Down from 5.2%	7.8%	7.5%
Out-of-school suspensions or expulsions for violent &/or criminal offenses	0.0%	No Change	0.0%	0.0%
Teachers (n=26)				
Teachers with advanced degrees	57.7%	Down from 66.7%	54.5%	56.7%
Continuing contract teachers	50.0%	Down from 58.3%	69.0%	77.3%
Teachers with emergency or provisional certificates	5.6%	Up from 0.0%	0.0%	0.0%
Teachers returning from previous year	83.1%	Down from 86.7%	82.6%	86.4%
Teacher attendance rate	96.4%	Down from 97.1%	95.0%	94.9%
Average teacher salary	\$44,616	Down 1.4%	\$43,876	\$45,345
Classes not taught by highly qualified teachers	8.3%	Down from 9.7%	1.0%	0.0%
School				
Principal's years at school	15.0	Up from 14.0	3.0	4.0
Student-teacher ratio in core subjects	18.6 to 1	Up from 17.7 to 1	16.6 to 1	18.5 to 1
Prime instructional time	91.2%	Down from 91.3%	89.4%	89.8%
Opportunities in the arts	Good	No Change	Good	Good
SACS accreditation	Yes	No Change	Yes	Yes
Character development program	Excellent	No Change	Excellent	Excellent
Dollars spent per pupil*	\$7,275	Up 3.0%	\$8,172	\$7,052
Percent of expenditures for instruction*	62.8%	Up from 61.7%	68.5%	69.1%
Percent of expenditures for teacher salaries*	58.3%	Up from 57.1%	61.0%	64.2%
% of AYP objectives met	53.8%		69.2%	85.7%

* Prior year audited financial data available.

EVALUATION RESULTS

	Teachers	Students*	Parents*
Number of surveys returned	25	35	29
Percent satisfied with learning environment	76.0%	91.2%	86.2%
Percent satisfied with social and physical environment	68.0%	100.0%	92.9%
Percent satisfied with school-home relations	68.0%	94.3%	89.3%

*Only students at the highest elementary school grade level at this school and their parents were included.

REPORT OF PRINCIPAL AND SCHOOL IMPROVEMENT COUNCIL

Vance-Providence Elementary School is located in a rural setting in Orangeburg County. The school has a student population of approximately 89.91 percent of the students on free or reduced-priced lunch. We set high standards and have high expectations for success. Our school received a SCANA Homework Center grant that provided tutoring for students in grades two and three. Vance-Providence Elementary was also selected to have a technology/science coach for the 2008-2009 academic year.

We offered various programs to promote community involvement. Our lunch buddies program brought in community groups and agencies that provided support and guidance for our students. Our Career Day gave students the opportunity to observe and ask questions of representatives from various walks of life and to gain a perspective of the types of work they might wish to pursue. During our Meet the Teacher/Welcome Back Night, students and parents were provided the opportunity to meet with representatives from various community agencies and make inquiries about services available to them. In addition, we established a partnership with the town of Vance to allow students the opportunity to participate in city improvement projects and take pride in their community.

Vance-Providence Elementary School students are honored for their achievements. The South Carolina Council on Economic Education recognized a second grade student for first place in the 2008 Poster Contest for South Carolina. Several students were selected to attend the Summer Arts Program for Gifted and Talented students. Another student was recognized by the Governor as a "Good Citizen." Students and faculty members were recognized for good health and conditioning practices by the "Feeling Good Mileage Club." A Vance-Providence student was the top fourth grade Accelerated Reader in the district. A fifth grade student received the Director's Award at the regional science fair in Columbia, South Carolina.

In order to meet the diverse needs of all their students, teachers work diligently to improve their professional skills. Several staff members were selected to serve on the district curriculum review team. A faculty member continues to serve on the South Carolina Disabilities Board of Directors. To insure the quality of the instructional program, teachers are monitored on a daily basis by the school administration and periodically by members of the District's Teacher Support Team.

Vance-Providence Elementary School is fortunate to have a supportive business community, a committed clergy, and parents who stress the importance of a quality education program. As our motto states, Vance-Providence Elementary is "Nothing less than your best, no excuses."

Sandra White, SIC Chairperson
James R. Myers, Principal

Comprehensive detail, including definitions of rating, performance criteria, and explanations of status, is available on www.ed.sc.gov and www.eoc.sc.gov as well as school and school district websites.

Printed versions are available from school districts upon request.

Abbreviations Key

N/A Not Applicable N/AV Not Available N/C Not Collected N/R Not Reported I/S Insufficient Sample TBD To be determined
NI Newly Identified CSI Continuing School Improvement CA Corrective Action RP Plan to Restructure R Restructure DELAY School Improvement Status HOLD School Improvement Status