



SC Annual School Report Card Summary

Holly Hill Elementary
Orangeburg 3
Grades: PK-5 Enrollment: 522
Principal: Carol Szorosy
Superintendent: David Longshore, Jr.
Board Chair: Robert Williams

PERFORMANCE

Comprehensive detail, including definitions of ratings, performance criteria, and explanations of status, is available on www.ed.sc.gov and www.eoc.sc.gov as well as school and school district websites. Printed versions are available from school districts upon request.

YEAR	ABSOLUTE RATING	GROWTH RATING	PALMETTO GOLD/SILVER AWARD	AYP STATUS	NCLB IMPROVEMENT STATUS
2008	At-Risk	At-Risk	TBD	Not Met	R
2007	Below Average	At-Risk	N/A	Not Met	RP
2006	Below Average	At-Risk	N/A	Not Met	CA

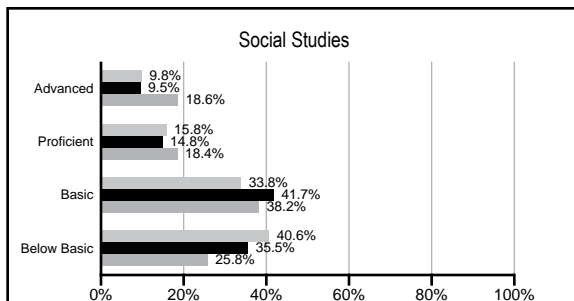
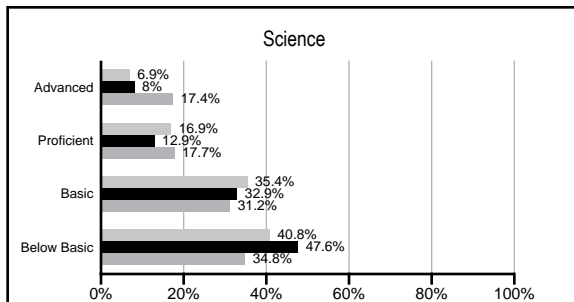
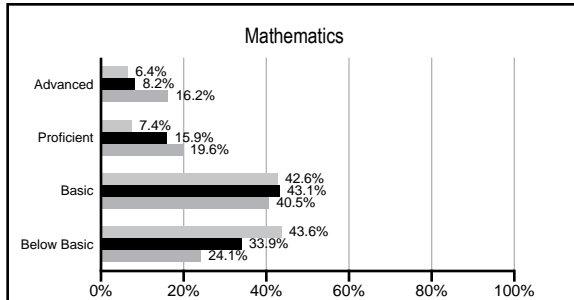
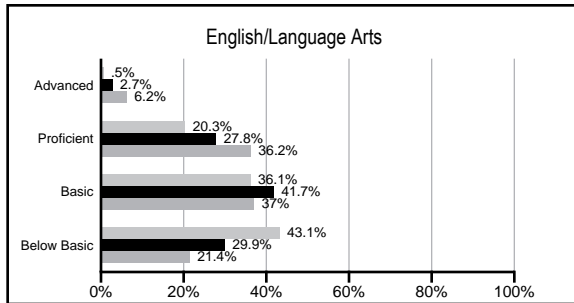
ABSOLUTE RATINGS OF ELEMENTARY SCHOOLS WITH STUDENTS LIKE OURS*

EXCELLENT	GOOD	AVERAGE	BELOW AVERAGE	AT-RISK
0	0	16	66	23

* Ratings are calculated with data available by 02/17/2009. Schools with Students like Ours are Elementary Schools with poverty indices of no more than 5% above or below the index for this school.

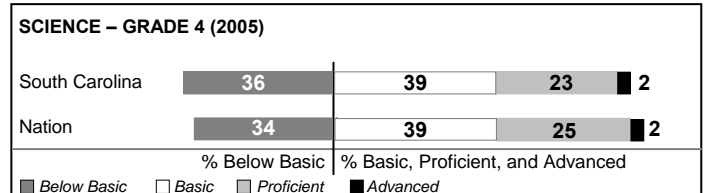
PACT PERFORMANCE

Our School
 Elementary Schools with Students Like Ours
 Elementary schools statewide



NAEP PERFORMANCE*

* Performance reported for SC and nation, data not available at school level. Percentages at NAEP Achievement Levels.



SC PERFORMANCE GOAL

2010 Goal:
By 2010, SC's student achievement will be ranked in the top half of the states nationally. To achieve this goal, we must become one of the fastest improving systems in the country.

2020 Goal: TBD

Abbreviations Key

N/A Not Applicable N/AV Not Available N/C Not Collected N/R Not Reported I/S Insufficient Sample TBD To be determined
 NI Newly Identified CSI Continuing School Improvement CA Corrective Action RP Plan to Restructure R Restructure DELAY School Improvement Status HOLD School Improvement Status

Holly Hill Elementary [Orangeburg 3]

SCHOOL PROFILE

	Our School	Change from Last Year	Elementary Schools with Students Like Ours	Median Elementary School
Students (n=522)				
Retention rate	3.0%	Up from 2.5%	3.0%	2.3%
Attendance rate	94.9%	Up from 94.8%	96.0%	96.3%
Eligible for gifted and talented	2.7%	Up from 1.4%	3.8%	10.4%
With disabilities other than speech	11.2%	Down from 11.6%	7.9%	7.5%
Out-of-school suspensions or expulsions for violent &/or criminal offenses	0.2%	No Change	0.0%	0.0%
Teachers (n=39)				
Teachers with advanced degrees	53.8%	Down from 65.8%	54.7%	56.7%
Continuing contract teachers	76.9%	Up from 73.7%	70.1%	77.3%
Teachers with emergency or provisional certificates	2.9%	Down from 3.1%	0.0%	0.0%
Teachers returning from previous year	92.3%	Down from 92.6%	83.4%	86.4%
Teacher attendance rate	93.7%	Up from 93.3%	95.0%	94.9%
Average teacher salary	\$46,661	Up 5.8%	\$43,916	\$45,345
Classes not taught by highly qualified teachers	3.3%	Down from 3.6%	0.5%	0.0%
School				
Principal's years at school	6.0	Up from 5.0	3.0	4.0
Student-teacher ratio in core subjects	17.5 to 1	Up from 15.4 to 1	16.8 to 1	18.5 to 1
Prime instructional time	87.3%	Up from 86.9%	89.1%	89.8%
Opportunities in the arts	Good	No Change	Good	Good
SACS accreditation	Yes	No Change	Yes	Yes
Character development program	Excellent	No Change	Excellent	Excellent
Dollars spent per pupil*	\$8,058	Up 6.2%	\$7,930	\$7,052
Percent of expenditures for instruction*	64.5%	Up from 62.4%	69.1%	69.1%
Percent of expenditures for teacher salaries*	59.7%	Up from 58.9%	63.1%	64.2%
% of AYP objectives met	57.9%		73.7%	85.7%

* Prior year audited financial data available.

EVALUATION RESULTS

	Teachers	Students*	Parents*
Number of surveys returned	28	68	40
Percent satisfied with learning environment	85.7%	86.6%	82.1%
Percent satisfied with social and physical environment	96.4%	78.5%	62.5%
Percent satisfied with school-home relations	46.4%	77.9%	74.4%

*Only students at the highest elementary school grade level at this school and their parents were included.

REPORT OF PRINCIPAL AND SCHOOL IMPROVEMENT COUNCIL

The Holly Hill Elementary School family continues to grow as a community of learners. We work diligently to improve student instruction and performance, to involve parents, and to increase community involvement and support. Our motto of "Putting Children First" drives our decision-making process. Children and their needs are always put first as we strive to meet our goals.

The faculty and staff participate in quality professional development activities, employ research-based instructional strategies, provide opportunities for parental involvement, and improve school/home/community relationships. Exposure to cultural and academic experiences outside of school is limited due to our rural location. Therefore, every effort is made to ensure student participation in these activities during and after school hours, both on and off campus.

Approximately 47% of our students were recognized for academic achievement at award programs throughout the year. Students also participated in altruistic activities with enthusiasm. One student and two classes received Honorable Mention awards and one fifth grade boy placed third in the District science Fair. The three fifth grade students who represented Holly Hill Elementary in the Regional Science fair won awards. Seven students auditioned, and three fifth grade students, one girl and two boys, were selected to perform with The South Carolina Elementary Honors Choir. Eight students were inducted into The National Junior Beta Club. Three of our seven auditioning students were selected to attend The Orangeburg-Calhoun Consortium for The Arts summer program. One fifth grade girl was the top winner in an essay contest sponsored by the Orangeburg County Community of Character. Students doubled the number of books read and points earned in The Accelerated Readers program.

We are committed to our mission, and are confident that our students are being prepared academically, socially, and emotionally to become productive members of society.

Beverly Smalls, SIC Co-Chairperson
Carol Szrosy, Principal

Comprehensive detail, including definitions of rating, performance criteria, and explanations of status, is available on www.ed.sc.gov and www.eoc.sc.gov as well as school and school district websites.

Printed versions are available from school districts upon request.

Abbreviations Key

N/A Not Applicable N/AV Not Available N/C Not Collected N/R Not Reported I/S Insufficient Sample TBD To be determined
NI Newly Identified CSI Continuing School Improvement CA Corrective Action RP Plan to Restructure R Restructure DELAY School Improvement Status HOLD School Improvement Status