



# SC Annual School Report Card Summary

Reuben Elementary

Newberry

Grades: PK-5

Enrollment: 209

Principal: Gloria M. Owens

Superintendent: Mr. Bennie Bennett

Board Chair: Mr. Don Saylor

## PERFORMANCE

Comprehensive detail, including definitions of ratings, performance criteria, and explanations of status, is available on [www.ed.sc.gov](http://www.ed.sc.gov) and [www.eoc.sc.gov](http://www.eoc.sc.gov) as well as school and school district websites. Printed versions are available from school districts upon request.

YEAR	ABSOLUTE RATING	GROWTH RATING	PALMETTO GOLD/SILVER AWARD	AYP STATUS	NCLB IMPROVEMENT STATUS
2008	Below Average	At-Risk	TBD	Not Met	N/A
2007	Below Average	At-Risk	N/A	Met	N/A
2006	Average	At-Risk	Silver	Met	N/A

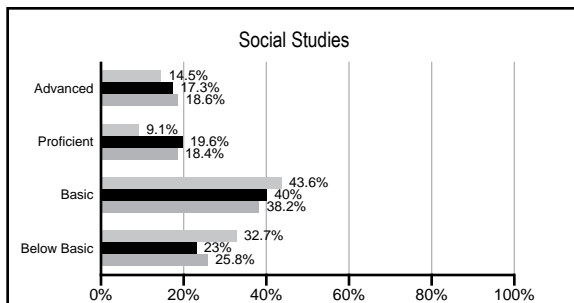
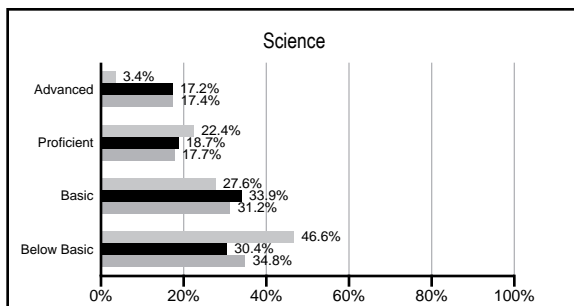
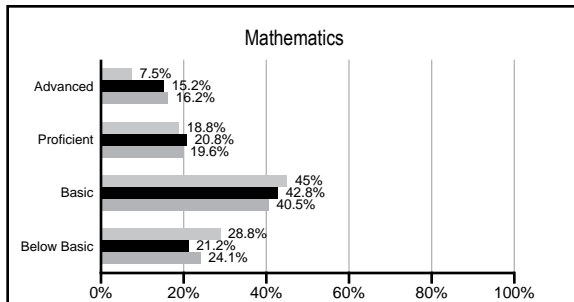
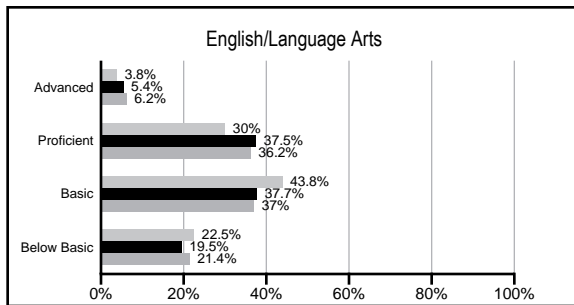
## ABSOLUTE RATINGS OF ELEMENTARY SCHOOLS WITH STUDENTS LIKE OURS\*

EXCELLENT	GOOD	AVERAGE	BELOW AVERAGE	AT-RISK
0	8	67	17	1

\* Ratings are calculated with data available by 02/17/2009. Schools with Students like Ours are Elementary Schools with poverty indices of no more than 5% above or below the index for this school.

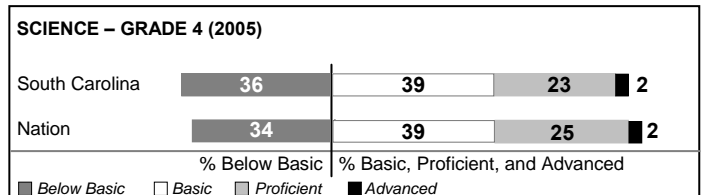
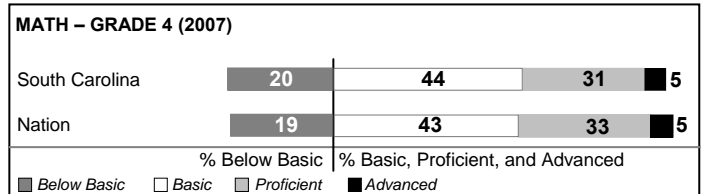
## PACT PERFORMANCE

Our School
  Elementary Schools with Students Like Ours
  Elementary schools statewide



## NAEP PERFORMANCE\*

\* Performance reported for SC and nation, data not available at school level. Percentages at NAEP Achievement Levels.



## SC PERFORMANCE GOAL

2010 Goal:

*By 2010, SC's student achievement will be ranked in the top half of the states nationally. To achieve this goal, we must become one of the fastest improving systems in the country.*

2020 Goal: TBD

### Abbreviations Key

N/A Not Applicable N/AV Not Available N/C Not Collected N/R Not Reported I/S Insufficient Sample TBD To be determined

NI Newly Identified CSI Continuing School Improvement CA Corrective Action RP Plan to Restructure R Restructure DELAY School Improvement Status HOLD School Improvement Status

# Reuben Elementary [Newberry]

## SCHOOL PROFILE

	Our School	Change from Last Year	Elementary Schools with Students Like Ours	Median Elementary School
<b>Students (n=209)</b>				
Retention rate	2.2%	Down from 3.9%	2.9%	2.3%
Attendance rate	96.4%	Up from 96.2%	96.2%	96.3%
Eligible for gifted and talented	5.6%	Up from 0.0%	9.5%	10.4%
With disabilities other than speech	5.2%	Up from 3.8%	8.7%	7.5%
Out-of-school suspensions or expulsions for violent &/or criminal offenses	0.0%	No Change	0.0%	0.0%
<b>Teachers (n=15)</b>				
Teachers with advanced degrees	66.7%	Up from 62.5%	58.0%	56.7%
Continuing contract teachers	73.3%	Down from 75.0%	81.0%	77.3%
Teachers with emergency or provisional certificates	0.0%	No Change	0.0%	0.0%
Teachers returning from previous year	76.6%	Up from 72.2%	87.4%	86.4%
Teacher attendance rate	95.0%	Up from 90.6%	94.8%	94.9%
Average teacher salary	\$43,064	Up 9.0%	\$45,465	\$45,345
Classes not taught by highly qualified teachers	0.0%	No Change	0.0%	0.0%
<b>School</b>				
Principal's years at school	7.0	Up from 6.0	4.0	4.0
Student-teacher ratio in core subjects	15.5 to 1	Up from 14.7 to 1	18.5 to 1	18.5 to 1
Prime instructional time	91.4%	Up from 84.3%	89.4%	89.8%
Opportunities in the arts	Good	No Change	Good	Good
SACS accreditation	Yes	No Change	Yes	Yes
Character development program	Good	No Change	Excellent	Excellent
Dollars spent per pupil*	\$8,432	Up 19.5%	\$6,938	\$7,052
Percent of expenditures for instruction*	62.7%	Up from 60.4%	68.9%	69.1%
Percent of expenditures for teacher salaries*	60.1%	Up from 58.4%	65.5%	64.2%
% of AYP objectives met	76.9%		88.2%	85.7%

\* Prior year audited financial data available.

## EVALUATION RESULTS

	Teachers	Students*	Parents*
Number of surveys returned	12	31	24
Percent satisfied with learning environment	100.0%	100.0%	100.0%
Percent satisfied with social and physical environment	100.0%	86.7%	87.5%
Percent satisfied with school-home relations	83.3%	80.0%	79.2%

\*Only students at the highest elementary school grade level at this school and their parents were included.

## REPORT OF PRINCIPAL AND SCHOOL IMPROVEMENT COUNCIL

During the 2007-08 school year, Reuben Elementary enjoyed a variety of accomplishments and successes, despite losing staff positions due to budget cuts. Title One funds and a supportive PTO allowed classroom libraries to be expanded, new books to be purchased for the media center, and classroom technology to be updated with installation of SmartBoards in each homeroom. In addition, the building was re-roofed. PTO and the district assisted with new fencing around the perimeter of the schoolyard for security purposes. A PTO sponsored fundraiser allowed a new PA system to be purchased for student performances in the cafeteria.

Due to a below average State Report Card rating, much emphasis was placed on improving academic achievement. A new reading incentive program was initiated. At the end of the year we celebrated, in various ways, having read 44,498 books! To further develop the writing process, all students published their own books. Odyssey, a computerized tutorial program, provided individual academic assistance in a highly-engaging format.

A schoolwide unit of study centered on pirates. It included a visit from author, Melinda Long. Each student received an autographed copy of her book, How I Became a Pirate. Research, writing, and pirate vocabulary ensured student engagement.

In order to continue to grow the knowledge base of faculty and staff, teachers participated in book studies of professional readings and data analysis. One-third of the staff began to pursue National Board Certification. One teacher was selected to participate in Palmetto Teachers Association's STAR teacher event.

Reuben students continue to support a variety of community service projects, including Operation Shoebox, March of Dimes, Relay for Life, Jump Rope for Heart, and tabs for Ronald McDonald House. Several students received state and national recognition for honors in art and citizenship.

The 2007-08 school year proved to be a very successful year. Reuben Elementary continues to be a "Beacon for the Community" by promoting academic achievement and community support. More successes are in its future.

Lisa Bouknight, School Improvement Chair  
Gloria Owens, Principal

Comprehensive detail, including definitions of rating, performance criteria, and explanations of status, is available on [www.ed.sc.gov](http://www.ed.sc.gov) and [www.eoc.sc.gov](http://www.eoc.sc.gov) as well as school and school district websites.

Printed versions are available from school districts upon request.

### Abbreviations Key

N/A Not Applicable N/AV Not Available N/C Not Collected N/R Not Reported I/S Insufficient Sample TBD To be determined

NI Newly Identified CSI Continuing School Improvement CA Corrective Action RP Plan to Restructure R Restructure DELAY School Improvement Status HOLD School Improvement Status