



# SC Annual School Report Card Summary

Gallman Elementary

Newberry

Grades: PK-5

Enrollment: 456

Principal: Cathryn H. Hartzog

Superintendent: Mr. Bennie Bennett

Board Chair: Mr. Don Saylor

## PERFORMANCE

Comprehensive detail, including definitions of ratings, performance criteria, and explanations of status, is available on [www.ed.sc.gov](http://www.ed.sc.gov) and [www.eoc.sc.gov](http://www.eoc.sc.gov) as well as school and school district websites. Printed versions are available from school districts upon request.

YEAR	ABSOLUTE RATING	GROWTH RATING	PALMETTO GOLD/SILVER AWARD	AYP STATUS	NCLB IMPROVEMENT STATUS
2008	Below Average	At-Risk	TBD	Not Met	N/A
2007	Below Average	Below Average	Silver	Met	N/A
2006	Average	Good	N/A	Not Met	N/A

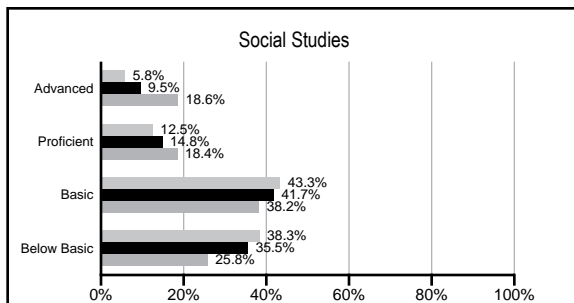
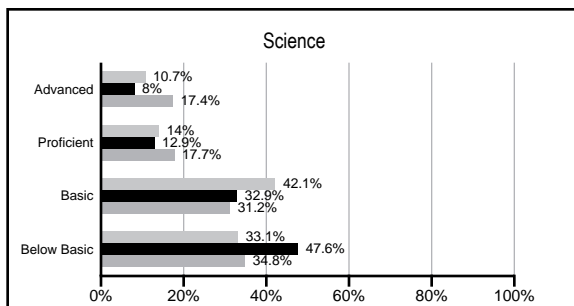
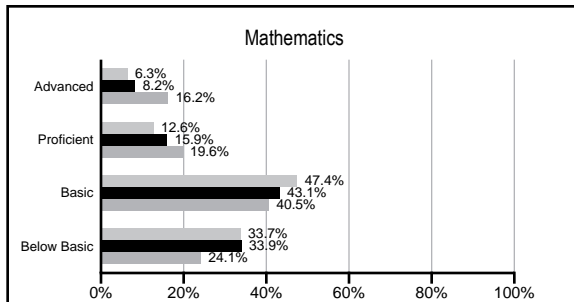
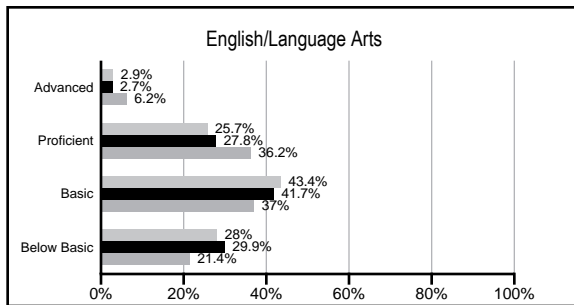
## ABSOLUTE RATINGS OF ELEMENTARY SCHOOLS WITH STUDENTS LIKE OURS\*

EXCELLENT	GOOD	AVERAGE	BELOW AVERAGE	AT-RISK
0	0	16	66	23

\* Ratings are calculated with data available by 02/17/2009. Schools with Students like Ours are Elementary Schools with poverty indices of no more than 5% above or below the index for this school.


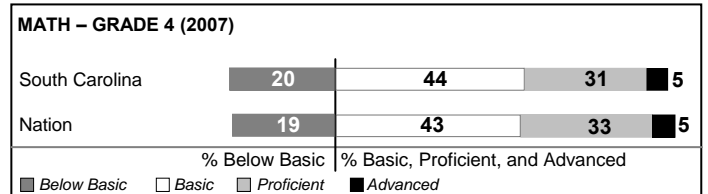
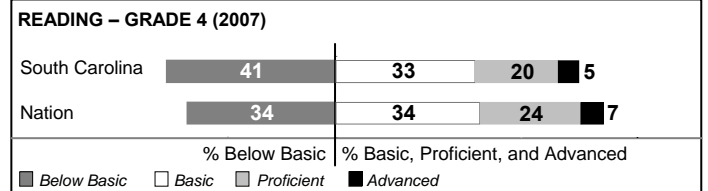
## PACT PERFORMANCE

Our School
  Elementary Schools with Students Like Ours
  Elementary schools statewide



## NAEP PERFORMANCE\*

\* Performance reported for SC and nation, data not available at school level. Percentages at NAEP Achievement Levels.



## SC PERFORMANCE GOAL

2010 Goal:

*By 2010, SC's student achievement will be ranked in the top half of the states nationally. To achieve this goal, we must become one of the fastest improving systems in the country.*

2020 Goal: TBD

### Abbreviations Key

N/A Not Applicable N/AV Not Available N/C Not Collected N/R Not Reported I/S Insufficient Sample TBD To be determined  
 NI Newly Identified CSI Continuing School Improvement CA Corrective Action RP Plan to Restructure R Restructure DELAY School Improvement Status HOLD School Improvement Status

# Gallman Elementary [Newberry]

## SCHOOL PROFILE

	Our School	Change from Last Year	Elementary Schools with Students Like Ours	Median Elementary School
<b>Students (n=456)</b>				
Retention rate	5.8%	Up from 5.1%	3.0%	2.3%
Attendance rate	96.1%	No Change	96.0%	96.3%
Eligible for gifted and talented	6.5%	Down from 7.1%	6.2%	10.4%
With disabilities other than speech	7.9%	Up from 7.5%	8.2%	7.5%
Out-of-school suspensions or expulsions for violent &/or criminal offenses	0.0%	No Change	0.0%	0.0%
<b>Teachers (n=33)</b>				
Teachers with advanced degrees	66.7%	Up from 59.5%	54.2%	56.7%
Continuing contract teachers	66.7%	Down from 75.7%	71.7%	77.3%
Teachers with emergency or provisional certificates	0.0%	No Change	0.0%	0.0%
Teachers returning from previous year	83.0%	Up from 73.6%	84.9%	86.4%
Teacher attendance rate	94.2%	Down from 99.5%	94.9%	94.9%
Average teacher salary	\$43,454	Up 4.3%	\$44,314	\$45,345
Classes not taught by highly qualified teachers	5.4%	Up from 0.0%	0.0%	0.0%
<b>School</b>				
Principal's years at school	11.0	Up from 10.0	3.8	4.0
Student-teacher ratio in core subjects	19.4 to 1	Up from 17.4 to 1	17.2 to 1	18.5 to 1
Prime instructional time	90.2%	Down from 94.1%	89.1%	89.8%
Opportunities in the arts	Good	No Change	Good	Good
SACS accreditation	Yes	No Change	Yes	Yes
Character development program	Excellent	No Change	Excellent	Excellent
Dollars spent per pupil*	\$7,712	Down 7.7%	\$7,684	\$7,052
Percent of expenditures for instruction*	78.1%	Up from 77.7%	69.1%	69.1%
Percent of expenditures for teacher salaries*	71.5%	No Change	62.9%	64.2%
% of AYP objectives met	71.4%		76.5%	85.7%

\* Prior year audited financial data available.

## EVALUATION RESULTS

	Teachers	Students*	Parents*
Number of surveys returned	36	55	21
Percent satisfied with learning environment	94.4%	78.2%	95.2%
Percent satisfied with social and physical environment	97.2%	83.6%	95.2%
Percent satisfied with school-home relations	88.9%	79.1%	100.0%

\*Only students at the highest elementary school grade level at this school and their parents were included.

## REPORT OF PRINCIPAL AND SCHOOL IMPROVEMENT COUNCIL

Gallman Elementary continues "Leaping into Learning" as we complete the fourth year in our new school. The staff, parents, and community continue to work together to provide quality educational opportunities for all our students. Students have thrived in our warm, caring environment and have reached out to others through activities supported by the school, such as Adopt-A-Family, Pennies for Patients, Jump Rope for Heart, Math-a-thon, and our extensive recycling programs. Student support and donations continue to surpass our expectations. This reinforces our spirit of giving and caring for others.

As we began the 2007-08 school year, our School Leadership Team met to analyze all current data and surveys on our students and our school. The analysis of this data, which was shared with our SIC, teachers, and parents, was very encouraging as we continued to show school-wide improvement across most subject areas. We were recognized by the Education Oversight Committee (EOC) for our effort to close the Achievement Gap among students of differing economic, racial, and ethnic groups.

Gallman teachers have been offered many opportunities to expand their knowledge and expertise through attendance at workshops, working with site-based consultants, taking technology training, and by pursuing advanced degrees. Approximately 7% of our teachers are working on advanced degrees. One of our teachers, Peggy Wilson, was named Teacher of the Year for the District of Newberry County for 2008.

Several school-wide programs and activities have been implemented to promote achievement and encourage students to exemplify good habits, such as an Awards/Celebration Day held each nine weeks and Brag Tags that are sent home to parents to recognize positive accomplishments. Many parenting events were held, such as lunch with grandparents, Hispanic Parent workshop, and Family Science night. Our PTO organization continues to provide outstanding assistance and incentives to the students, teachers, and the school. Through their fundraising efforts this year, we now have a beautiful stage curtain.

Additional highlights of our year include a 21st Century After-School program; the purchasing of more SmartBoards, Senteo systems, and document cameras with Title One funds; Newberry County Memorial Hospital Healthy Hearts grant; the awarding of first place in the EdVenture Hallowonka Candy Sculpture statewide contest; and the selection of a fourth-grade student's drawing in the Safe Kids Calendar. We have had a winner in this contest for three consecutive years.

Learning with high expectations in a safe, nurturing environment with the support of families and the community continues to be our focus at Gallman Elementary School.

Cathie Hartzog, Principal  
Katrina Minick, SIC Chair

Comprehensive detail, including definitions of rating, performance criteria, and explanations of status, is available on [www.ed.sc.gov](http://www.ed.sc.gov) and [www.eoc.sc.gov](http://www.eoc.sc.gov) as well as school and school district websites.

Printed versions are available from school districts upon request.

### Abbreviations Key

N/A Not Applicable N/AV Not Available N/C Not Collected N/R Not Reported I/S Insufficient Sample TBD To be determined  
NI Newly Identified CSI Continuing School Improvement CA Corrective Action RP Plan to Restructure R Restructure DELAY School Improvement Status HOLD School Improvement Status