



SC Annual School Report Card Summary

Boundary Street Elementary
Newberry

Grades: PK-5

Enrollment: 488

Principal: Timothy Hunter

Superintendent: Mr. Bennie Bennett

Board Chair: Mr. Don Saylor

PERFORMANCE

Comprehensive detail, including definitions of ratings, performance criteria, and explanations of status, is available on www.ed.sc.gov and www.eoc.sc.gov as well as school and school district websites. Printed versions are available from school districts upon request.

YEAR	ABSOLUTE RATING	GROWTH RATING	PALMETTO GOLD/SILVER AWARD	AYP STATUS	NCLB IMPROVEMENT STATUS
2008	Below Average	At-Risk	TBD	Not Met	CSI
2007	Below Average	Below Average	N/A	Not Met	NI
2006	Below Average	At-Risk	N/A	Not Met	N/A

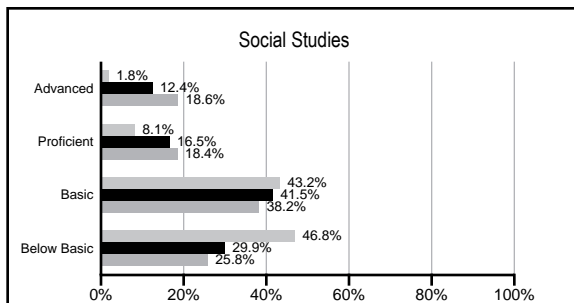
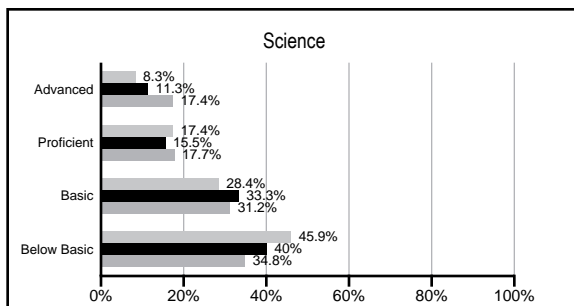
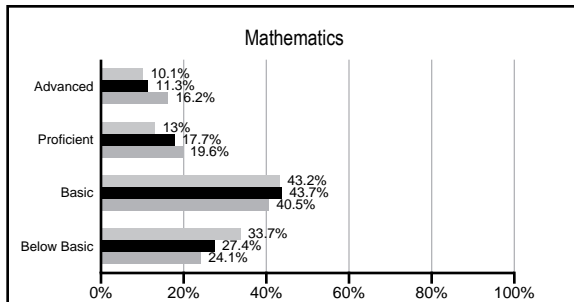
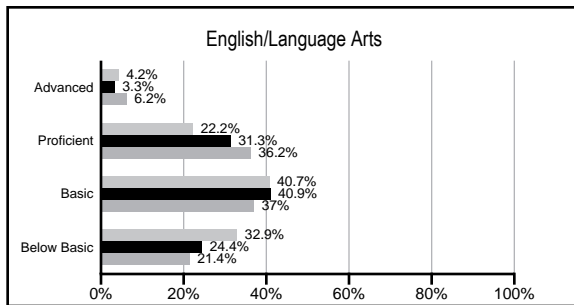
ABSOLUTE RATINGS OF ELEMENTARY SCHOOLS WITH STUDENTS LIKE OURS*

EXCELLENT	GOOD	AVERAGE	BELOW AVERAGE	AT-RISK
0	1	32	57	3

* Ratings are calculated with data available by 02/17/2009. Schools with Students like Ours are Elementary Schools with poverty indices of no more than 5% above or below the index for this school.

PACT PERFORMANCE

Our School Elementary Schools with Students Like Ours Elementary schools statewide



NAEP PERFORMANCE*

* Performance reported for SC and nation, data not available at school level. Percentages at NAEP Achievement Levels.



SC PERFORMANCE GOAL

2010 Goal:

By 2010, SC's student achievement will be ranked in the top half of the states nationally. To achieve this goal, we must become one of the fastest improving systems in the country.

2020 Goal: TBD

Abbreviations Key

N/A Not Applicable N/AV Not Available N/C Not Collected N/R Not Reported I/S Insufficient Sample TBD To be determined

NI Newly Identified CSI Continuing School Improvement CA Corrective Action RP Plan to Restructure R Restructure DELAY School Improvement Status HOLD School Improvement Status

Boundary Street Elementary [Newberry]

SCHOOL PROFILE

	Our School	Change from Last Year	Elementary Schools with Students Like Ours	Median Elementary School
Students (n=488)				
Retention rate	5.9%	Up from 5.0%	2.9%	2.3%
Attendance rate	95.6%	Up from 95.3%	96.1%	96.3%
Eligible for gifted and talented	0.0%	Down from 1.5%	8.9%	10.4%
With disabilities other than speech	13.3%	Up from 10.4%	9.0%	7.5%
Out-of-school suspensions or expulsions for violent &/or criminal offenses	0.0%	No Change	0.0%	0.0%
Teachers (n=37)				
Teachers with advanced degrees	51.4%	Up from 44.7%	54.8%	56.7%
Continuing contract teachers	70.3%	Down from 78.9%	78.3%	77.3%
Teachers with emergency or provisional certificates	2.9%	Up from 2.8%	0.0%	0.0%
Teachers returning from previous year	79.6%	Up from 69.8%	86.6%	86.4%
Teacher attendance rate	94.6%	Down from 95.2%	94.7%	94.9%
Average teacher salary	\$42,196	Up 3.8%	\$45,116	\$45,345
Classes not taught by highly qualified teachers	0.0%	No Change	0.0%	0.0%
School				
Principal's years at school	0.0	Down from 3.0	4.0	4.0
Student-teacher ratio in core subjects	17.1 to 1	Up from 14.4 to 1	18.5 to 1	18.5 to 1
Prime instructional time	90.0%	Up from 87.3%	89.1%	89.8%
Opportunities in the arts	Good	Down from Excellent	Good	Good
SACS accreditation	Yes	No Change	Yes	Yes
Character development program	Good	No Change	Excellent	Excellent
Dollars spent per pupil*	\$7,289	Up 7.9%	\$7,234	\$7,052
Percent of expenditures for instruction*	80.5%	Up from 79.1%	68.4%	69.1%
Percent of expenditures for teacher salaries*	75.3%	No Change	63.4%	64.2%
% of AYP objectives met	64.7%		81.0%	85.7%

* Prior year audited financial data available.

EVALUATION RESULTS

	Teachers	Students*	Parents*
Number of surveys returned	22	60	20
Percent satisfied with learning environment	86.4%	81.0%	95.0%
Percent satisfied with social and physical environment	90.9%	82.5%	90.0%
Percent satisfied with school-home relations	68.2%	79.7%	100.0%

*Only students at the highest elementary school grade level at this school and their parents were included.

REPORT OF PRINCIPAL AND SCHOOL IMPROVEMENT COUNCIL

BSE's family experienced many successes during the 2007-2008 school year. Students were active in the Arts Program, Safety Patrol, Math Olympiads, WBZZ News Broadcast, and After-School Programs. Families and the community worked with the PTO to support these "whole-child" initiatives. The school family enjoyed evening and school-hour gatherings, such as the Math Fair, Family Science Night and supper, Book Fair, and other special celebrations.

The arts are considered an integral part of our students' school lives. As a designated Arts in Basic Curriculum (ABC) site, BSE offered classes in theatre, guitar, and dance. Students' artwork was displayed throughout the school, and students helped create three hall murals under the direction of Artists-In-Residence. Additional artists enriched the program in dance, theatre, and multicultural music. Students participated in the S.C. Department of Education's Arts Assessment Program and scored above the state average for art schools.

During the 2007-2008 school year, teachers participated in a variety of professional development opportunities, including study groups, book studies, conferences, and classes in our first year as a Reading First School. In addition to the Reading First/Literacy Coach, the full-time Math Coach and part-time Science Coach continued to support teacher learning and instruction. Teachers and staff selected Jessica Brannon as the school's Teacher of the Year and JoeAnn Gray as Support Employee of the Year.

While we are proud of our accomplishments, we continually strive to improve. MAP, PACT, and Dominie testing and analyses enabled teachers to provide instruction addressing the individual needs of the students. Upgraded technology and expanded resources, such as SmartBoards and Document Cameras, allowed teachers and students to explore new avenues of learning.

BSE is honored to work with students, parents, and the community.

Weldon Humphreys, Principal
Dr. Mike Beggs, SIC Chair

Comprehensive detail, including definitions of rating, performance criteria, and explanations of status, is available on www.ed.sc.gov and www.eoc.sc.gov as well as school and school district websites.

Printed versions are available from school districts upon request.

Abbreviations Key

N/A Not Applicable N/AV Not Available N/C Not Collected N/R Not Reported I/S Insufficient Sample TBD To be determined

NI Newly Identified CSI Continuing School Improvement CA Corrective Action RP Plan to Restructure R Restructure DELAY School Improvement Status HOLD School Improvement Status