



SC Annual School Report Card Summary

Blenheim Elementary/Middle
Marlboro

Grades: PK-8

Enrollment: 352

Principal: Dr. Gwen Dixon-Coe

Superintendent: Miss Alisa Goodman

Board Chair: Mr. John McInnis

PERFORMANCE

Comprehensive detail, including definitions of ratings, performance criteria, and explanations of status, is available on www.ed.sc.gov and www.eoc.sc.gov as well as school and school district websites. Printed versions are available from school districts upon request.

YEAR	ABSOLUTE RATING	GROWTH RATING	PALMETTO GOLD/SILVER AWARD	AYP STATUS	NCLB IMPROVEMENT STATUS
2008	At-Risk	At-Risk	TBD	Not Met	R
2007	At-Risk	At-Risk	N/A	Not Met	R
2006	At-Risk	At-Risk	N/A	Not Met	RP

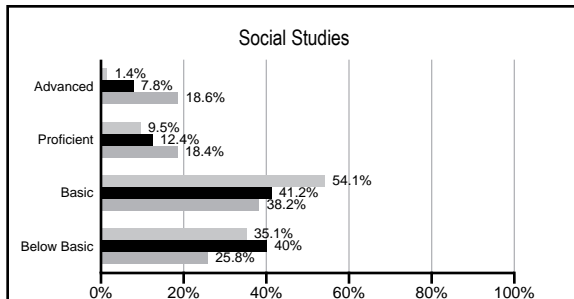
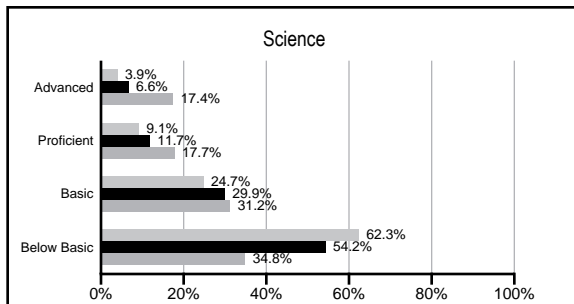
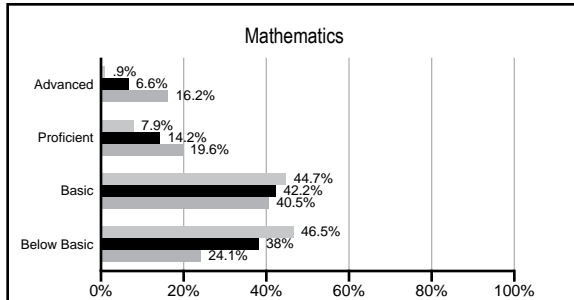
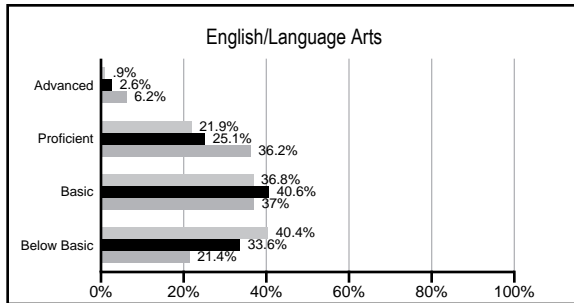
ABSOLUTE RATINGS OF ELEMENTARY SCHOOLS WITH STUDENTS LIKE OURS*

EXCELLENT	GOOD	AVERAGE	BELOW AVERAGE	AT-RISK
0	3	10	55	62

* Ratings are calculated with data available by 02/17/2009. Schools with Students like Ours are Elementary Schools with poverty indices of no more than 5% above or below the index for this school.

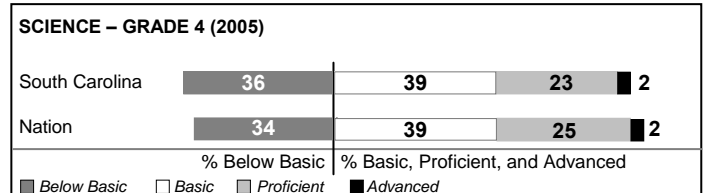
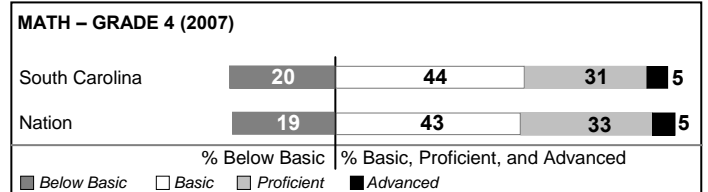
PACT PERFORMANCE

Our School Elementary Schools with Students Like Ours Elementary schools statewide



NAEP PERFORMANCE*

* Performance reported for SC and nation, data not available at school level. Percentages at NAEP Achievement Levels.



SC PERFORMANCE GOAL

2010 Goal:

By 2010, SC's student achievement will be ranked in the top half of the states nationally. To achieve this goal, we must become one of the fastest improving systems in the country.

2020 Goal: TBD

Abbreviations Key

N/A Not Applicable N/AV Not Available N/C Not Collected N/R Not Reported I/S Insufficient Sample TBD To be determined
NI Newly Identified CSI Continuing School Improvement CA Corrective Action RP Plan to Restructure R Restructure DELAY School Improvement Status HOLD School Improvement Status

Blenheim Elementary/Middle [Marlboro]

SCHOOL PROFILE

	Our School	Change from Last Year	Elementary Schools with Students Like Ours	Median Elementary School
Students (n=352)				
Retention rate	4.0%	Down from 4.9%	3.1%	2.3%
Attendance rate	95.3%	Down from 95.5%	96.0%	96.3%
Eligible for gifted and talented	0.0%	No Change	3.4%	10.4%
With disabilities other than speech	6.9%	Up from 5.4%	7.8%	7.5%
Out-of-school suspensions or expulsions for violent &/or criminal offenses	20.5%	Up from 0.3%	0.0%	0.0%
Teachers (n=23)				
Teachers with advanced degrees	39.1%	Down from 46.2%	54.3%	56.7%
Continuing contract teachers	43.5%	Down from 57.7%	69.2%	77.3%
Teachers with emergency or provisional certificates	26.7%	Up from 17.6%	0.0%	0.0%
Teachers returning from previous year	73.1%	Down from 78.6%	83.0%	86.4%
Teacher attendance rate	96.2%	Up from 95.7%	95.0%	94.9%
Average teacher salary	\$38,352	Down 8.0%	\$43,916	\$45,345
Classes not taught by highly qualified teachers	32.6%	Down from 40.6%	0.5%	0.0%
School				
Principal's years at school	1.0	No Change	3.0	4.0
Student-teacher ratio in core subjects	15.3 to 1	Down from 17.8 to 1	16.6 to 1	18.5 to 1
Prime instructional time	89.5%	Up from 87.9%	89.3%	89.8%
Opportunities in the arts	Fair	No Change	Good	Good
SACS accreditation	Yes	No Change	Yes	Yes
Character development program	Below Average	Down from Good	Excellent	Excellent
Dollars spent per pupil*	\$7,498	Up 10.9%	\$8,142	\$7,052
Percent of expenditures for instruction*	66.7%	Down from 68.0%	68.6%	69.1%
Percent of expenditures for teacher salaries*	60.2%	Down from 62.8%	61.5%	64.2%
% of AYP objectives met	58.8%		69.2%	85.7%

* Prior year audited financial data available.

EVALUATION RESULTS

	Teachers	Students*	Parents*
Number of surveys returned	21	43	39
Percent satisfied with learning environment	52.4%	83.7%	74.4%
Percent satisfied with social and physical environment	47.6%	69.8%	64.9%
Percent satisfied with school-home relations	76.2%	79.1%	71.8%

*Only students at the highest elementary school grade level at this school and their parents were included.

REPORT OF PRINCIPAL AND SCHOOL IMPROVEMENT COUNCIL

Blenheim Elementary Middle School is a small, rural school located in an impoverished region. Students live in isolated neighborhoods far from the nearest town and void of organized activities. The school, with all the events associated with an elementary and middle school setting, is truly the social center of their lives and the focal point for the small community.

Blenheim made many strides this year in providing new initiatives to help increase student achievement. The school day was lengthened so all students could begin their day with a balanced breakfast provided by the school-based child nutrition team, and students silently read for 30 minutes, preparing them for the day's lessons. Students in Kindergarten through second grade began the "Imagine It" reading series, and students in grades three through eight began the Corrective Reading program designed to raise students' reading levels using small groups and highly structured lessons on a daily basis.

A new computer lab with 25 stations was installed in the primary building, and twelve Promethean Boards were installed throughout the year, providing all 2nd through 8th-grade classrooms and the special education classroom an opportunity to integrate technology in their lessons. The school also received a large grant that will purchase laptops for every teacher and develop the skill of integrating technology, which will be implemented at the beginning of the next school year.

Due to the combined efforts of teachers, students, and parents, there has been growth on MAP (Measures of Academic Progress) tests, which is an indication that PACT testing should also increase. We are proud of the academic growth shown by our students and thank all members of our school family for their support.

Deborah D. Wimberly, Principal
Johnnie Quick, SIC Chair

Comprehensive detail, including definitions of rating, performance criteria, and explanations of status, is available on www.ed.sc.gov and www.eoc.sc.gov as well as school and school district websites.

Printed versions are available from school districts upon request.

Abbreviations Key

N/A Not Applicable N/AV Not Available N/C Not Collected N/R Not Reported I/S Insufficient Sample TBD To be determined
NI Newly Identified CSI Continuing School Improvement CA Corrective Action RP Plan to Restructure R Restructure DELAY School Improvement Status HOLD School Improvement Status