



SC Annual School Report Card Summary

McColl Elementary/Middle
Marlboro

Grades: PK-8

Enrollment: 717

Principal: Macky Norton

Superintendent: Miss Alisa Goodman

Board Chair: Mr. John McLinnis

PERFORMANCE

Comprehensive detail, including definitions of ratings, performance criteria, and explanations of status, is available on www.ed.sc.gov and www.eoc.sc.gov as well as school and school district websites. Printed versions are available from school districts upon request.

YEAR	ABSOLUTE RATING	GROWTH RATING	PALMETTO GOLD/SILVER AWARD	AYP STATUS	NCLB IMPROVEMENT STATUS
2008	Below Average	Below Average	TBD	Not Met	R
2007	Below Average	At-Risk	N/A	Not Met	R
2006	Below Average	Below Average	N/A	Not Met	RP

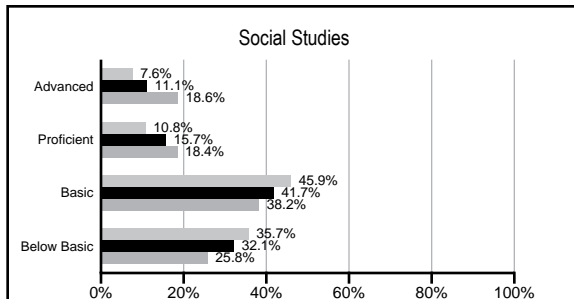
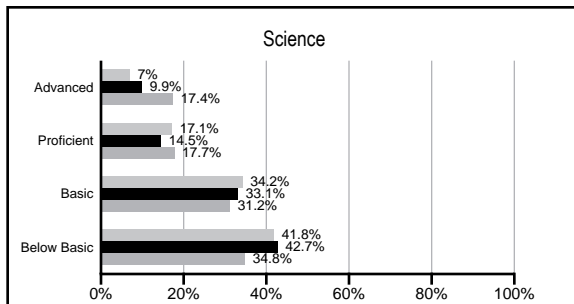
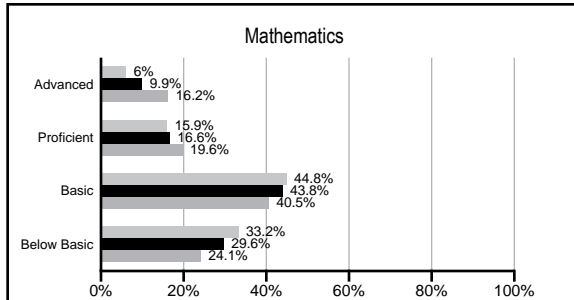
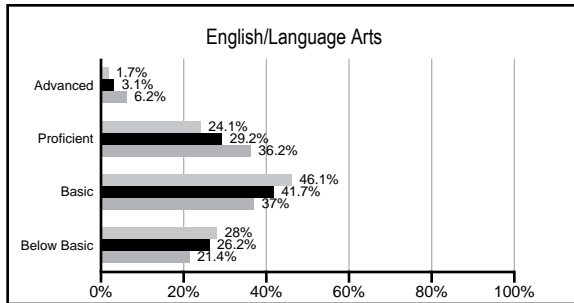
ABSOLUTE RATINGS OF ELEMENTARY SCHOOLS WITH STUDENTS LIKE OURS*

EXCELLENT	GOOD	AVERAGE	BELOW AVERAGE	AT-RISK
0	0	21	62	9

* Ratings are calculated with data available by 02/17/2009. Schools with Students like Ours are Elementary Schools with poverty indices of no more than 5% above or below the index for this school.

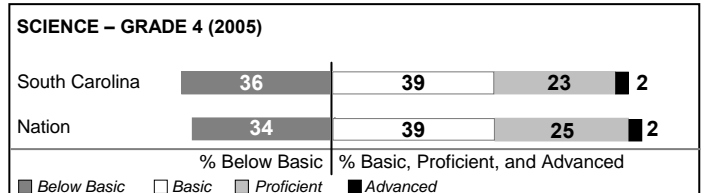
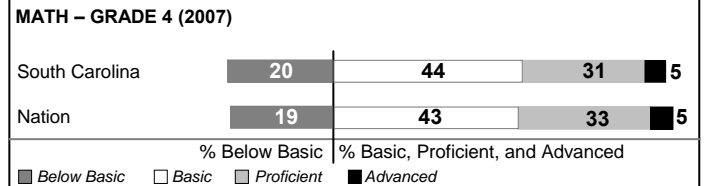
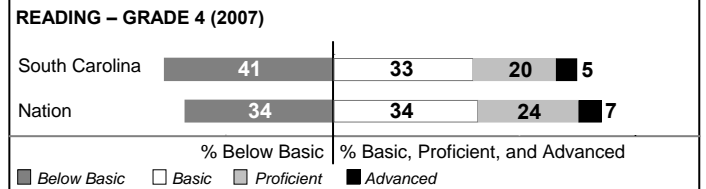
PACT PERFORMANCE

Our School
 Elementary Schools with Students Like Ours
 Elementary schools statewide



NAEP PERFORMANCE*

* Performance reported for SC and nation, data not available at school level. Percentages at NAEP Achievement Levels.



SC PERFORMANCE GOAL

2010 Goal:

By 2010, SC's student achievement will be ranked in the top half of the states nationally. To achieve this goal, we must become one of the fastest improving systems in the country.

2020 Goal: TBD

Abbreviations Key

N/A Not Applicable N/AV Not Available N/C Not Collected N/R Not Reported I/S Insufficient Sample TBD To be determined
NI Newly Identified CSI Continuing School Improvement CA Corrective Action RP Plan to Restructure R Restructure DELAY School Improvement Status HOLD School Improvement Status

McColl Elementary/Middle [Marlboro]

SCHOOL PROFILE

	Our School	Change from Last Year	Elementary Schools with Students Like Ours	Median Elementary School
Students (n=717)				
Retention rate	1.6%	Up from 1.4%	3.0%	2.3%
Attendance rate	95.6%	Up from 95.5%	96.0%	96.3%
Eligible for gifted and talented	3.3%	Down from 5.3%	6.3%	10.4%
With disabilities other than speech	13.8%	Up from 9.4%	8.5%	7.5%
Out-of-school suspensions or expulsions for violent &/or criminal offenses	0.1%	Down from 0.3%	0.0%	0.0%
Teachers (n=53)				
Teachers with advanced degrees	67.9%	Up from 66.7%	54.3%	56.7%
Continuing contract teachers	71.7%	Down from 86.3%	72.1%	77.3%
Teachers with emergency or provisional certificates	2.1%	Up from 0.0%	0.0%	0.0%
Teachers returning from previous year	86.3%	Down from 90.7%	85.1%	86.4%
Teacher attendance rate	95.4%	Up from 94.8%	94.8%	94.9%
Average teacher salary	\$42,058	Down 4.5%	\$44,314	\$45,345
Classes not taught by highly qualified teachers	11.1%	Down from 11.3%	0.0%	0.0%
School				
Principal's years at school	9.0	Up from 8.0	4.0	4.0
Student-teacher ratio in core subjects	18.2 to 1	Down from 18.5 to 1	17.6 to 1	18.5 to 1
Prime instructional time	89.5%	Up from 88.2%	88.9%	89.8%
Opportunities in the arts	Good	Up from Fair	Good	Good
SACS accreditation	Yes	No Change	Yes	Yes
Character development program	Below Average	No Change	Excellent	Excellent
Dollars spent per pupil*	\$6,895	Up 1.1%	\$7,583	\$7,052
Percent of expenditures for instruction*	66.7%	Down from 70.6%	69.1%	69.1%
Percent of expenditures for teacher salaries*	64.6%	Down from 66.0%	62.7%	64.2%
% of AYP objectives met	64.0%		76.5%	85.7%

* Prior year audited financial data available.

EVALUATION RESULTS

	Teachers	Students*	Parents*
Number of surveys returned	53	78	72
Percent satisfied with learning environment	92.3%	81.6%	83.1%
Percent satisfied with social and physical environment	98.1%	84.4%	83.1%
Percent satisfied with school-home relations	84.6%	90.9%	78.6%

*Only students at the highest elementary school grade level at this school and their parents were included.

REPORT OF PRINCIPAL AND SCHOOL IMPROVEMENT COUNCIL

The mission of McColl Elementary/Middle School is to create a learning community committed to developing life-long learners and school excellence. We are guided by seven beliefs: 1) Everyone has the potential to learn; 2) Human beings have worth; 3) Learning needs to be safe and positive experience; 4) Rights begin with respect and responsibility; 5) Education is a shared responsibility; 6) Excellence is worth the effort; 7) Progress requires change.

McColl School serves, through an extended school year calendar, approximately 742 students in grades Pre-K through 8 with a certified staff of 62.5 and 31 support personnel.

McColl School continues to focus on improving its instructional program. Focused instruction in the core subject areas, which incorporates best practices, remediation, and enhanced learning experiences, offers students opportunities to succeed. Instruction is based on the Anderson V curriculum, with a strong focus on reading improvement. Reading Recovery, Success Maker, and Waterford Programs supplement the regular curriculum. The Teacher Advancement Program, TAP, has provided many hours of staff development in best teaching practices, observations for instructional improvement, and Master Teachers for modeling and field testing. MAP testing in grades K-8 has provided teachers with data to identify students' strengths and weaknesses. General and Comprehensive remediation continues to be offered to students scoring below basic on PACT after school and during intercessions. PACT scores from the spring of 2007 indicate an overall improvement rate of 1.9%.

A strong Parent Involvement Program at McColl School provides an essential component to the instructional focus. Not only is it our goal that parents feel welcome, but also that they receive the necessary training and support to help their children succeed.

The school is fully accredited by the Southern Association of Colleges and Schools. The school continues to meet all instructional standards of the State Department of Education. The status of the school is an advised accreditation rating for 2007-08.

Macky Norton, Principal
Danielle Turner, SIC Chair

Comprehensive detail, including definitions of rating, performance criteria, and explanations of status, is available on www.ed.sc.gov and www.eoc.sc.gov as well as school and school district websites.

Printed versions are available from school districts upon request.

Abbreviations Key

N/A Not Applicable N/AV Not Available N/C Not Collected N/R Not Reported I/S Insufficient Sample TBD To be determined
NI Newly Identified CSI Continuing School Improvement CA Corrective Action RP Plan to Restructure R Restructure DELAY School Improvement Status HOLD School Improvement Status