



# SC Annual School Report Card Summary

Bennettsville Elementary

Marlboro

Grades: 3-5

Enrollment: 514

Principal: Parnell Miles

Superintendent: Miss Alisa Goodman

Board Chair: Mr. John McInnis

## PERFORMANCE

Comprehensive detail, including definitions of ratings, performance criteria, and explanations of status, is available on [www.ed.sc.gov](http://www.ed.sc.gov) and [www.eoc.sc.gov](http://www.eoc.sc.gov) as well as school and school district websites. Printed versions are available from school districts upon request.

YEAR	ABSOLUTE RATING	GROWTH RATING	PALMETTO GOLD/SILVER AWARD	AYP STATUS	NCLB IMPROVEMENT STATUS
2008	At-Risk	At-Risk	TBD	Not Met	R
2007	Below Average	At-Risk	N/A	Not Met	R
2006	Below Average	At-Risk	N/A	Not Met	RP

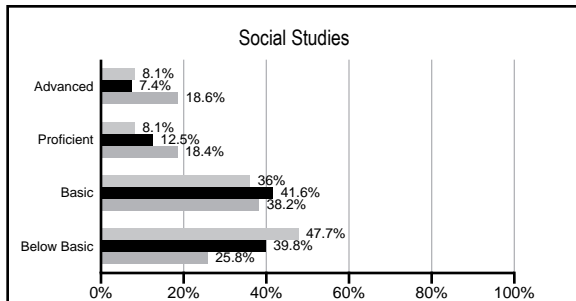
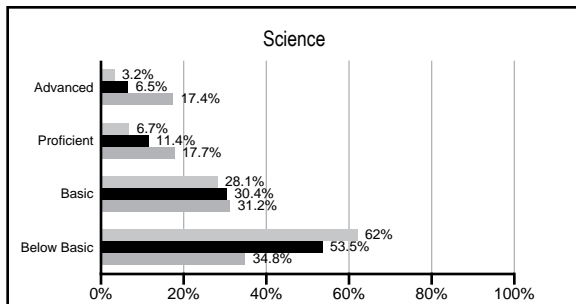
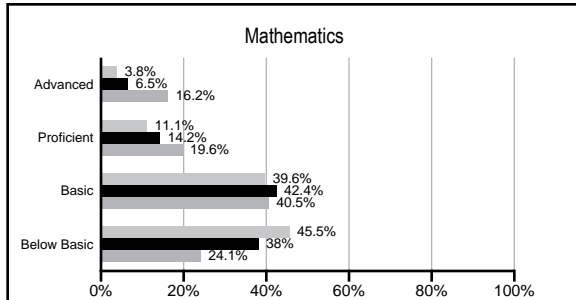
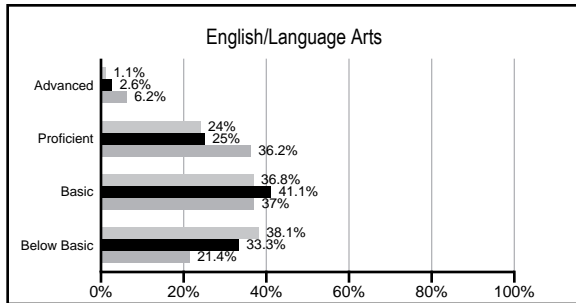
## ABSOLUTE RATINGS OF ELEMENTARY SCHOOLS WITH STUDENTS LIKE OURS\*

EXCELLENT	GOOD	AVERAGE	BELOW AVERAGE	AT-RISK
0	1	11	56	59

\* Ratings are calculated with data available by 02/17/2009. Schools with Students like Ours are Elementary Schools with poverty indices of no more than 5% above or below the index for this school.


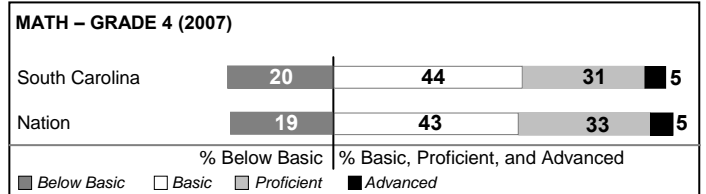
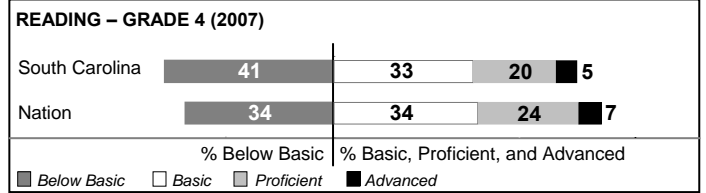
## PACT PERFORMANCE

Our School
  Elementary Schools with Students Like Ours
  Elementary schools statewide



## NAEP PERFORMANCE\*

\* Performance reported for SC and nation, data not available at school level. Percentages at NAEP Achievement Levels.



## SC PERFORMANCE GOAL

2010 Goal:

*By 2010, SC's student achievement will be ranked in the top half of the states nationally. To achieve this goal, we must become one of the fastest improving systems in the country.*

2020 Goal: TBD

### Abbreviations Key

N/A Not Applicable N/AV Not Available N/C Not Collected N/R Not Reported I/S Insufficient Sample TBD To be determined  
 NI Newly Identified CSI Continuing School Improvement CA Corrective Action RP Plan to Restructure R Restructure DELAY School Improvement Status HOLD School Improvement Status

# Bennettsville Elementary [Marlboro]

## SCHOOL PROFILE

	Our School	Change from Last Year	Elementary Schools with Students Like Ours	Median Elementary School
<b>Students (n=514)</b>				
Retention rate	2.2%	Down from 3.8%	3.0%	2.3%
Attendance rate	95.1%	Up from 94.9%	96.0%	96.3%
Eligible for gifted and talented	8.8%	No Change	3.6%	10.4%
With disabilities other than speech	16.0%	Up from 13.1%	7.9%	7.5%
Out-of-school suspensions or expulsions for violent &/or criminal offenses	0.0%	Down from 0.4%	0.0%	0.0%
<b>Teachers (n=36)</b>				
Teachers with advanced degrees	55.6%	Down from 60.5%	54.7%	56.7%
Continuing contract teachers	61.1%	Down from 86.8%	70.1%	77.3%
Teachers with emergency or provisional certificates	0.0%	Down from 2.9%	0.0%	0.0%
Teachers returning from previous year	89.0%	Down from 93.9%	83.4%	86.4%
Teacher attendance rate	93.3%	Down from 95.1%	95.0%	94.9%
Average teacher salary	\$42,878	Down 3.4%	\$43,988	\$45,345
Classes not taught by highly qualified teachers	14.7%	Up from 12.8%	0.8%	0.0%
<b>School</b>				
Principal's years at school	9.0	Up from 8.0	3.0	4.0
Student-teacher ratio in core subjects	19.7 to 1	Up from 18.1 to 1	16.8 to 1	18.5 to 1
Prime instructional time	86.7%	Down from 87.3%	89.3%	89.8%
Opportunities in the arts	Good	No Change	Good	Good
SACS accreditation	Yes	No Change	Yes	Yes
Character development program	Average	Up from Below Average	Excellent	Excellent
Dollars spent per pupil*	\$7,583	Up 3.7%	\$7,984	\$7,052
Percent of expenditures for instruction*	68.9%	No Change	69.0%	69.1%
Percent of expenditures for teacher salaries*	60.8%	Down from 61.8%	62.8%	64.2%
% of AYP objectives met	57.1%		71.4%	85.7%

\* Prior year audited financial data available.

## EVALUATION RESULTS

	Teachers	Students*	Parents*
Number of surveys returned	34	143	103
Percent satisfied with learning environment	61.8%	71.8%	71.0%
Percent satisfied with social and physical environment	52.9%	64.8%	59.4%
Percent satisfied with school-home relations	34.4%	80.1%	68.8%

\*Only students at the highest elementary school grade level at this school and their parents were included.

## REPORT OF PRINCIPAL AND SCHOOL IMPROVEMENT COUNCIL

Bennettsville Elementary School is a place where faculty and staff continue to work together to provide students with engaging academically challenging activities. We believe these activities will ultimately help students to become productive citizens in our community and nation as they use problem-solving strategies in real life.

We have shown gains on the Palmetto Achievement Challenge Test. However, we realize that we must show continued improvement in larger numbers. Our MAP results clearly show that students at each grade level are showing growth from one testing period to another. Our teachers are becoming very effective in using the data from all assessments to tailor their instruction. Through team collaboration, our teachers and paraprofessionals work together to develop the most appropriate, measurable best practices for our students. The implementation of the TAP (Teacher Advancement Program) has brought new focus and energy to our school. Teachers speak a common language when analyzing data and providing educational plans for ALL the students. No Child Left Behind has forced us to look at every subgroup in our school to ensure that the necessary instruction and support are in place for every child at BES.

In addition to providing our students with a structured, aligned, standard-based curriculum, we also have a strong incentive program that recognizes and rewards students for their successes. Each month, students are recognized as "Deserving Students" for their commitment in doing their best academically and displaying a positive attitude. We recognize our students who demonstrate an understanding of the character traits through their conduct. Our Science Fair continues to be a very popular activity for both students and parents. Students who show acceptable behavior the entire school year are recommended by their teachers to receive an invitation to the prom by the principal. All of the students who pass all portions of the PACT are recognized on PACT Night. Students who make their target growth on MAP are treated to a cookout. We also recognize the students who show growth, even if the target growth was not met.

Activities such as "Grandparents Day for Lunch," "Donuts for Dads," "Muffins for Moms," PTO activities, and School Improvement Council meetings are designed to include and involve parents in the academic and social activities at school. We will continue our efforts to keep parents well informed and involved in the education of their children. We need all of our stakeholders to make a commitment to give the very best of themselves to the students who depend on them for leadership and guidance.

Mrs. Gloria Dudley, Principal  
Mrs. Pamela Johnson, SIC Chair

Comprehensive detail, including definitions of rating, performance criteria, and explanations of status, is available on [www.ed.sc.gov](http://www.ed.sc.gov) and [www.eoc.sc.gov](http://www.eoc.sc.gov) as well as school and school district websites.

Printed versions are available from school districts upon request.

### Abbreviations Key

N/A Not Applicable N/AV Not Available N/C Not Collected N/R Not Reported I/S Insufficient Sample TBD To be determined  
NI Newly Identified CSI Continuing School Improvement CA Corrective Action RP Plan to Restructure R Restructure DELAY School Improvement Status HOLD School Improvement Status