



# SC Annual School Report Card Summary

Marion Intermediate

Marion 1

Grades: 3-5

Enrollment: 686

Principal: Tim Felder

Superintendent: Michael D. Lupo

Board Chair: James Smith

## PERFORMANCE

Comprehensive detail, including definitions of ratings, performance criteria, and explanations of status, is available on [www.ed.sc.gov](http://www.ed.sc.gov) and [www.eoc.sc.gov](http://www.eoc.sc.gov) as well as school and school district websites. Printed versions are available from school districts upon request.

YEAR	ABSOLUTE RATING	GROWTH RATING	PALMETTO GOLD/SILVER AWARD	AYP STATUS	NCLB IMPROVEMENT STATUS
2008	At-Risk	At-Risk	TBD	Not Met	CA
2007	At-Risk	Below Average	N/A	Not Met	CSI
2006	Below Average	At-Risk	N/A	Not Met	NI

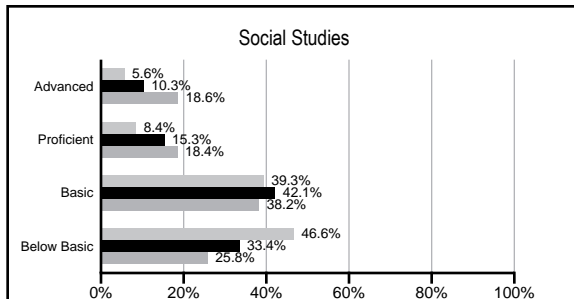
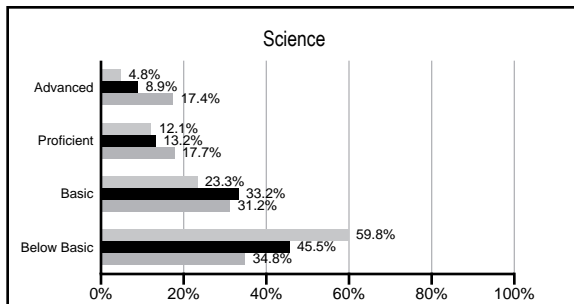
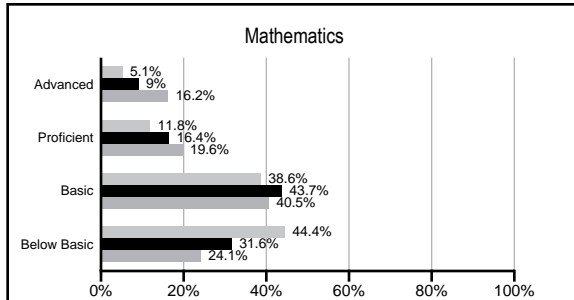
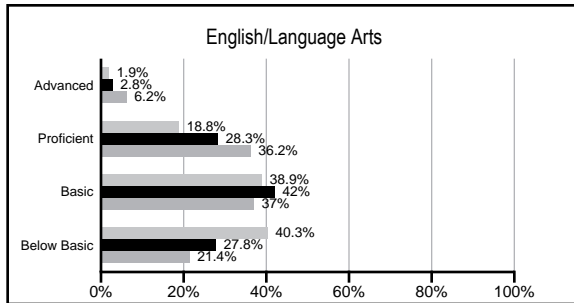
## ABSOLUTE RATINGS OF ELEMENTARY SCHOOLS WITH STUDENTS LIKE OURS\*

EXCELLENT	GOOD	AVERAGE	BELOW AVERAGE	AT-RISK
0	0	20	64	16

\* Ratings are calculated with data available by 02/17/2009. Schools with Students like Ours are Elementary Schools with poverty indices of no more than 5% above or below the index for this school.

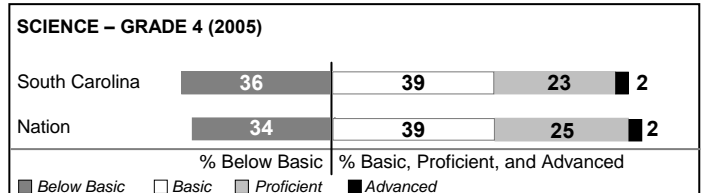
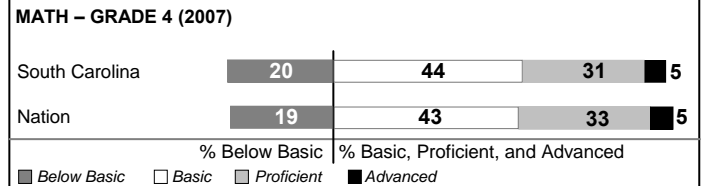
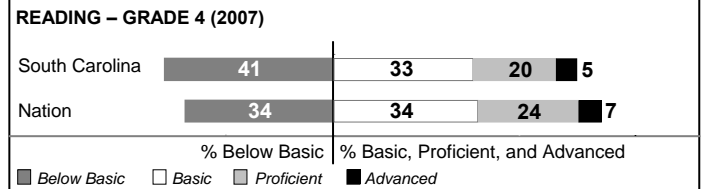
## PACT PERFORMANCE

Our School
  Elementary Schools with Students Like Ours
  Elementary schools statewide



## NAEP PERFORMANCE\*

\* Performance reported for SC and nation, data not available at school level. Percentages at NAEP Achievement Levels.



## SC PERFORMANCE GOAL

2010 Goal:

*By 2010, SC's student achievement will be ranked in the top half of the states nationally. To achieve this goal, we must become one of the fastest improving systems in the country.*

2020 Goal: TBD

### Abbreviations Key

N/A Not Applicable N/AV Not Available N/C Not Collected N/R Not Reported I/S Insufficient Sample TBD To be determined  
 NI Newly Identified CSI Continuing School Improvement CA Corrective Action RP Plan to Restructure R Restructure DELAY School Improvement Status HOLD School Improvement Status

# Marion Intermediate [Marion 1]

## SCHOOL PROFILE

	Our School	Change from Last Year	Elementary Schools with Students Like Ours	Median Elementary School
<b>Students (n=686)</b>				
Retention rate	2.6%	Down from 4.1%	2.9%	2.3%
Attendance rate	96.6%	Down from 96.7%	96.0%	96.3%
Eligible for gifted and talented	5.9%	Down from 7.3%	6.0%	10.4%
With disabilities other than speech	14.5%	Up from 11.3%	8.4%	7.5%
Out-of-school suspensions or expulsions for violent &/or criminal offenses	0.1%	Up from 0.0%	0.0%	0.0%
<b>Teachers (n=43)</b>				
Teachers with advanced degrees	51.2%	Down from 58.7%	54.3%	56.7%
Continuing contract teachers	72.1%	Down from 82.6%	71.8%	77.3%
Teachers with emergency or provisional certificates	2.9%	Up from 0.0%	0.0%	0.0%
Teachers returning from previous year	84.9%	Up from 84.1%	84.8%	86.4%
Teacher attendance rate	95.3%	Up from 93.3%	94.9%	94.9%
Average teacher salary	\$39,197	Up 2.1%	\$44,314	\$45,345
Classes not taught by highly qualified teachers	1.9%	Up from 0.0%	0.0%	0.0%
<b>School</b>				
Principal's years at school	1.0	No Change	3.8	4.0
Student-teacher ratio in core subjects	18.8 to 1	Down from 19.4 to 1	17.0 to 1	18.5 to 1
Prime instructional time	90.8%	Up from 90.5%	89.1%	89.8%
Opportunities in the arts	Good	No Change	Good	Good
SACS accreditation	Yes	No Change	Yes	Yes
Character development program	Excellent	No Change	Excellent	Excellent
Dollars spent per pupil*	\$7,031	Up 6.5%	\$7,781	\$7,052
Percent of expenditures for instruction*	63.2%	No Change	69.1%	69.1%
Percent of expenditures for teacher salaries*	58.7%	Up from 58.1%	62.5%	64.2%
% of AYP objectives met	61.9%		76.5%	85.7%

\* Prior year audited financial data available.

## EVALUATION RESULTS

	Teachers	Students*	Parents*
Number of surveys returned	49	190	91
Percent satisfied with learning environment	87.8%	79.4%	83.3%
Percent satisfied with social and physical environment	93.9%	82.8%	75.6%
Percent satisfied with school-home relations	64.6%	88.8%	80.2%

\*Only students at the highest elementary school grade level at this school and their parents were included.

## REPORT OF PRINCIPAL AND SCHOOL IMPROVEMENT COUNCIL

"We Have a Job to Do" is the motto that the students and staff at Marion Intermediate have adopted. We have aspired to create a safe, challenging, and nurturing environment where everyone can reach his/her full potential. During the 2007-08 school year, our students were challenged to fulfill their duties as Motivated, Inspired, and Successful students. Our goal was to provide students with tools of integrity, a strong work ethic, and the ability to get along with others to get the job done.

We are proud of our school and accomplishments. Accreditation by the Southern Association of Colleges and Schools and being a recipient of the Red Carpet Schools Award are among our top honors. The students at Marion Intermediate School are deeply involved in service learning and contributed over \$16,000 to charities, including the American Cancer Society, the American Heart Association, and the March of Dimes. They also recognized our service men and women, both past and present, with a ceremony on Veteran's Day, cards on various holidays, and care packages.

Our curriculum focus for the 2007-2008 school year was in the areas of literacy and math. Being aware of the correlation between improvements in Map scores and improvements in PACT scores, we initiated a program called "Academy." After the first round of MAP testing in the fall, students were placed in focus groups based on the scores on that test. Targeted skills were addressed. Following spring testing, gains were noted at all grade levels in both areas.

Marion Intermediate School will continue to strive for excellence and address the challenges we face daily. With an eye towards success, the stakeholders of MIS pledge to provide a safe and nurturing environment, a cutting-edge curriculum, quality instruction, encouragement, and support for the children in Marion School District One.

Sharron C. Crouner, Interim Principal  
Sandra Honaker, School Improvement Council Chair

Comprehensive detail, including definitions of rating, performance criteria, and explanations of status, is available on [www.ed.sc.gov](http://www.ed.sc.gov) and [www.eoc.sc.gov](http://www.eoc.sc.gov) as well as school and school district websites.

Printed versions are available from school districts upon request.

### Abbreviations Key

N/A Not Applicable N/AV Not Available N/C Not Collected N/R Not Reported I/S Insufficient Sample TBD To be determined

NI Newly Identified CSI Continuing School Improvement CA Corrective Action RP Plan to Restructure R Restructure DELAY School Improvement Status HOLD School Improvement Status