



SC Annual School Report Card Summary

McCormick Elementary

McCormick

Grades: PK-5

Enrollment: 428

Principal: Eleanor S. Rice

Superintendent: Sandra Calliham

Board Chair: Oscar New

PERFORMANCE

Comprehensive detail, including definitions of ratings, performance criteria, and explanations of status, is available on www.ed.sc.gov and www.eoc.sc.gov as well as school and school district websites. Printed versions are available from school districts upon request.

YEAR	ABSOLUTE RATING	GROWTH RATING	PALMETTO GOLD/SILVER AWARD	AYP STATUS	NCLB IMPROVEMENT STATUS
2008	Below Average	At-Risk	TBD	Not Met	NI
2007	Below Average	At-Risk	N/A	Not Met	N/A
2006	Average	At-Risk	N/A	Met	N/A

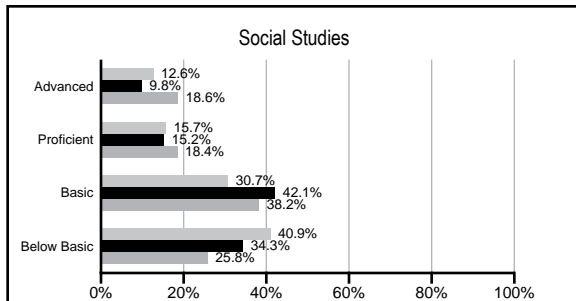
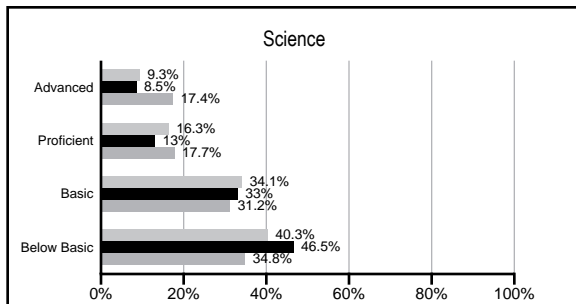
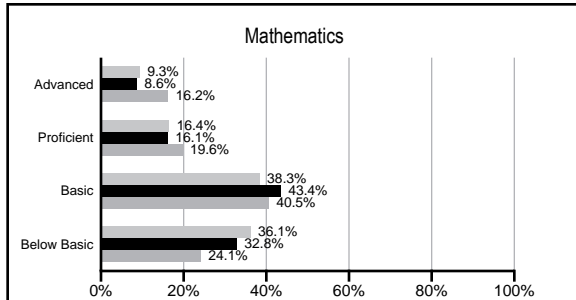
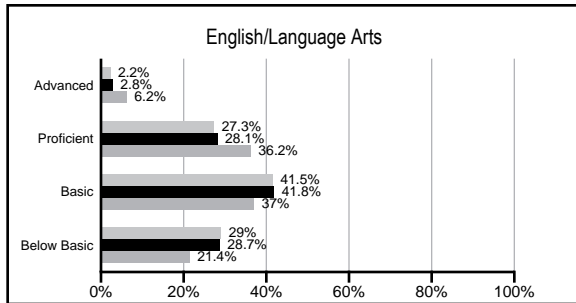
ABSOLUTE RATINGS OF ELEMENTARY SCHOOLS WITH STUDENTS LIKE OURS*

EXCELLENT	GOOD	AVERAGE	BELOW AVERAGE	AT-RISK
0	0	17	64	19

* Ratings are calculated with data available by 02/17/2009. Schools with Students like Ours are Elementary Schools with poverty indices of no more than 5% above or below the index for this school.


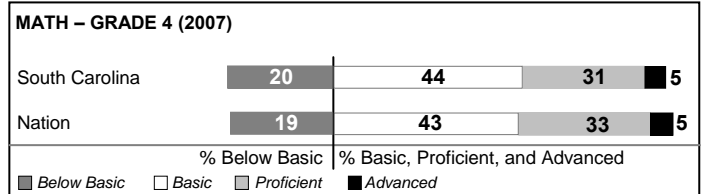
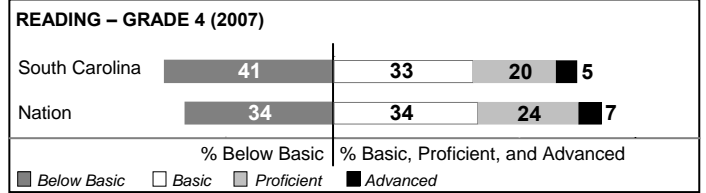
PACT PERFORMANCE

Our School
 Elementary Schools with Students Like Ours
 Elementary schools statewide



NAEP PERFORMANCE*

* Performance reported for SC and nation, data not available at school level. Percentages at NAEP Achievement Levels.



SC PERFORMANCE GOAL

2010 Goal:

By 2010, SC's student achievement will be ranked in the top half of the states nationally. To achieve this goal, we must become one of the fastest improving systems in the country.

2020 Goal: TBD

Abbreviations Key

N/A Not Applicable N/AV Not Available N/C Not Collected N/R Not Reported I/S Insufficient Sample TBD To be determined
 NI Newly Identified CSI Continuing School Improvement CA Corrective Action RP Plan to Restructure R Restructure DELAY School Improvement Status HOLD School Improvement Status

McCormick Elementary [McCormick]

SCHOOL PROFILE

	Our School	Change from Last Year	Elementary Schools with Students Like Ours	Median Elementary School
Students (n=428)				
Retention rate	1.7%	Up from 1.0%	3.0%	2.3%
Attendance rate	96.5%	Up from 96.1%	96.0%	96.3%
Eligible for gifted and talented	4.7%	Up from 2.9%	6.0%	10.4%
With disabilities other than speech	6.2%	Up from 6.1%	8.4%	7.5%
Out-of-school suspensions or expulsions for violent &/or criminal offenses	0.0%	No Change	0.0%	0.0%
Teachers (n=31)				
Teachers with advanced degrees	58.1%	No Change	54.2%	56.7%
Continuing contract teachers	87.1%	Up from 77.4%	71.7%	77.3%
Teachers with emergency or provisional certificates	0.0%	No Change	0.0%	0.0%
Teachers returning from previous year	87.5%	Up from 86.7%	84.8%	86.4%
Teacher attendance rate	95.1%	Down from 95.8%	94.9%	94.9%
Average teacher salary	\$44,662	Up 4.9%	\$44,236	\$45,345
Classes not taught by highly qualified teachers	8.4%	Up from 8.3%	0.0%	0.0%
School				
Principal's years at school	7.0	Up from 6.0	3.3	4.0
Student-teacher ratio in core subjects	16.8 to 1	Down from 16.9 to 1	17.0 to 1	18.5 to 1
Prime instructional time	90.2%	Down from 90.5%	89.1%	89.8%
Opportunities in the arts	Good	No Change	Good	Good
SACS accreditation	Yes	No Change	Yes	Yes
Character development program	Excellent	No Change	Excellent	Excellent
Dollars spent per pupil*	\$5,872	Up 8.1%	\$7,714	\$7,052
Percent of expenditures for instruction*	75.8%	Down from 79.6%	69.1%	69.1%
Percent of expenditures for teacher salaries*	72.8%	Up from 72.1%	62.5%	64.2%
% of AYP objectives met	61.5%		76.5%	85.7%

* Prior year audited financial data available.

EVALUATION RESULTS

	Teachers	Students*	Parents*
Number of surveys returned	34	55	40
Percent satisfied with learning environment	100.0%	90.7%	82.1%
Percent satisfied with social and physical environment	100.0%	89.1%	82.1%
Percent satisfied with school-home relations	87.9%	87.3%	78.9%

*Only students at the highest elementary school grade level at this school and their parents were included.

REPORT OF PRINCIPAL AND SCHOOL IMPROVEMENT COUNCIL

The 2007-2008 school year was an exceptional one for McCormick Elementary School. Our students and staff have worked very hard to be the best.

During this year, we have continued our emphasis on independent reading through our school-wide Accelerated Reader Program. All of our students got to meet a published author and learn about writing. Our weekly PACT Reviews have been a success, and all of the participating students earned T-shirts. Our third, fourth and fifth grades have also participated in the Mad Scientist Program.

Overall, student achievement is improving. The students are exposed to a variety of programs that will prepare them for the future. In addition, students in grades 3-5 had the opportunity to participate in an after-school program to help with their academic needs.

We are very fortunate to have many parent and community volunteers who support a variety of activities that contribute to our school's academic success and character development. We have a very active PTO and School Improvement Council that have worked diligently this year. They have sponsored fun, memorable events, and their efforts have benefited every child.

Our students have given back to the community by raising funds for the American Heart Association, the Humane Society, our local Helping Hands, and the American Cancer Society. Our Junior Beta Club visited the Senior Center and provided entertainment, fellowship, and distributed gifts. These projects have benefited both the community and our school.

Our school is a community made up of children, their families, and a caring staff who are all learners. It is in this community that our students feel free to explore their world and express themselves. They truly mean it when they say, "It's cool to be smart at McCormick Elementary School!"

Eleanor S. Rice, Principal
Wade Mather, SIC Chair

Comprehensive detail, including definitions of rating, performance criteria, and explanations of status, is available on www.ed.sc.gov and www.eoc.sc.gov as well as school and school district websites.

Printed versions are available from school districts upon request.

Abbreviations Key

N/A Not Applicable N/AV Not Available N/C Not Collected N/R Not Reported I/S Insufficient Sample TBD To be determined

NI Newly Identified CSI Continuing School Improvement CA Corrective Action RP Plan to Restructure R Restructure DELAY School Improvement Status HOLD School Improvement Status