



SC Annual School Report Card Summary

Oak Pointe Elementary
Lexington/Richland 5
Grades: PK-5 Enrollment: 627
Principal: James E. Stephens
Superintendent: Dr. Herbert Berg
Board Chair: Paula Hite

PERFORMANCE

Comprehensive detail, including definitions of ratings, performance criteria, and explanations of status, is available on www.ed.sc.gov and www.eoc.sc.gov as well as school and school district websites. Printed versions are available from school districts upon request.

YEAR	ABSOLUTE RATING	GROWTH RATING	PALMETTO GOLD/SILVER AWARD	AYP STATUS	NCLB IMPROVEMENT STATUS
2008	Good	Below Average	TBD	Not Met	N/A
2007	Good	Average	N/A	Met	N/A
2006	N/A	N/A	N/A	N/A	N/A

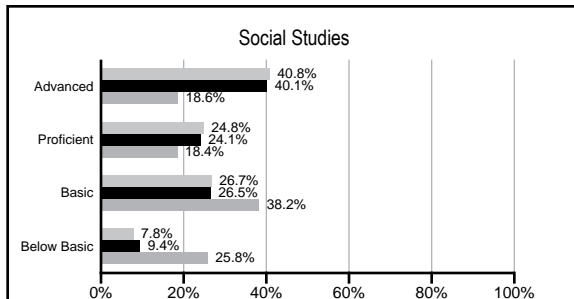
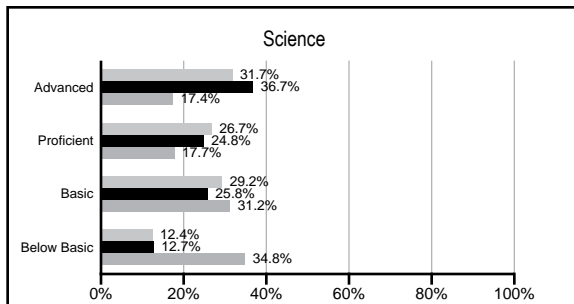
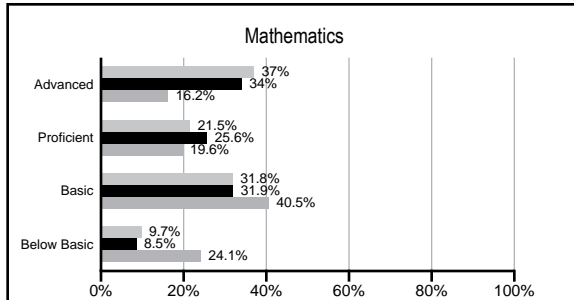
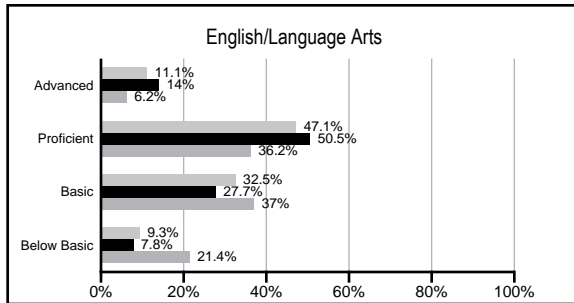
ABSOLUTE RATINGS OF ELEMENTARY SCHOOLS WITH STUDENTS LIKE OURS*

EXCELLENT	GOOD	AVERAGE	BELOW AVERAGE	AT-RISK
8	13	1	0	0

* Ratings are calculated with data available by 02/17/2009. Schools with Students like Ours are Elementary Schools with poverty indices of no more than 5% above or below the index for this school.

PACT PERFORMANCE

Our School
 Elementary Schools with Students Like Ours
 Elementary schools statewide



NAEP PERFORMANCE*

* Performance reported for SC and nation, data not available at school level. Percentages at NAEP Achievement Levels.



SC PERFORMANCE GOAL

2010 Goal:
By 2010, SC's student achievement will be ranked in the top half of the states nationally. To achieve this goal, we must become one of the fastest improving systems in the country.

2020 Goal: TBD

Abbreviations Key

N/A Not Applicable N/AV Not Available N/C Not Collected N/R Not Reported I/S Insufficient Sample TBD To be determined
 NI Newly Identified CSI Continuing School Improvement CA Corrective Action RP Plan to Restructure R Restructure DELAY School Improvement Status HOLD School Improvement Status

Oak Pointe Elementary [Lexington/Richland 5]

SCHOOL PROFILE

	Our School	Change from Last Year	Elementary Schools with Students Like Ours	Median Elementary School
Students (n=627)				
Retention rate	0.2%	Down from 0.7%	0.9%	2.3%
Attendance rate	97.0%	Up from 96.5%	97.0%	96.3%
Eligible for gifted and talented	29.4%	Down from 33.0%	25.8%	10.4%
With disabilities other than speech	8.3%	Up from 7.3%	5.9%	7.5%
Out-of-school suspensions or expulsions for violent &/or criminal offenses	0.0%	No Change	0.0%	0.0%
Teachers (n=48)				
Teachers with advanced degrees	45.8%	Down from 51.1%	59.2%	56.7%
Continuing contract teachers	83.3%	Up from 70.2%	81.5%	77.3%
Teachers with emergency or provisional certificates	2.6%	Down from 5.1%	0.0%	0.0%
Teachers returning from previous year	N/A	N/A	86.8%	86.4%
Teacher attendance rate	93.8%	Down from 96.2%	95.1%	94.9%
Average teacher salary	\$44,763	Up 0.6%	\$46,812	\$45,345
Classes not taught by highly qualified teachers	1.8%	Down from 2.8%	0.0%	0.0%
School				
Principal's years at school	2.5	Up from 1.5	2.5	4.0
Student-teacher ratio in core subjects	20.2 to 1	Up from 16.8 to 1	19.7 to 1	18.5 to 1
Prime instructional time	90.1%	Down from 92.1%	90.6%	89.8%
Opportunities in the arts	Good	No Change	Good	Good
SACS accreditation	Yes	No Change	Yes	Yes
Character development program	Excellent	No Change	Excellent	Excellent
Dollars spent per pupil*	\$8,750	N/A	\$6,436	\$7,052
Percent of expenditures for instruction*	64.0%	N/A	71.1%	69.1%
Percent of expenditures for teacher salaries*	62.1%	N/A	66.1%	64.2%
% of AYP objectives met	94.1%		89.5%	85.7%

* Prior year audited financial data available.

EVALUATION RESULTS

	Teachers	Students*	Parents*
Number of surveys returned	43	0	0
Percent satisfied with learning environment	100.0%	FORMS	FORMS
Percent satisfied with social and physical environment	100.0%	LOST IN	LOST IN
Percent satisfied with school-home relations	100.0%	SHIPMENT	SHIPMENT

*Only students at the highest elementary school grade level at this school and their parents were included.

REPORT OF PRINCIPAL AND SCHOOL IMPROVEMENT COUNCIL

Oak Pointe Elementary School (OPES) is a thriving school community committed to promoting excellence while ensuring academic, personal, physical, and social development for each child. OPES is focused on improving reading, writing, mathematics, science, and social studies. There are high expectations for academic achievement and character education standards with a school-wide emphasis on celebrating diversity through community-building, inclusion, and mainstreaming. At Oak Pointe, it is our students' mission to show love, kindness, and compassion to every single student at Oak Pointe. In keeping with their mission, students participated in activities to help the community around us. Pennies for Pasta supported the Leukemia and Lymphoma Society. Student Government participated in service projects for Autism Awareness Month and made a donation to the South Carolina Autism Society. Kindergarten participated in the Families Helping Families Christmas project. Students supported Muscular Dystrophy in partnership with ERA Wilder Realty of Irmo. The Pretty Blanket Campaign donated 105 blankets to Neonatal Intensive Care at Palmetto Baptist Hospital. Fifty blankets were shipped to the Eggleston Children's Hospital in Atlanta. Stockings were contributed to Salvation Army during the holidays. Oak Pointe artists helped create 1,800 cards for Troop 218 in Afghanistan. Students participated in Jump Rope for Heart to support the American Heart Association.

Oak Pointe received a Palmetto Silver Award, a "Closing the Achievement Gap" award, and met the NCLB Adequate Yearly Progress requirement. A kindergarten class was featured on the Ellen Show for recycling efforts by the students. Our Media Center volunteers were named the District Five Elementary Volunteer Group of the Year for organizing a shared reading library. Publix was named as our Business Partner of the Year for sponsoring Reading and Math Nights. Our Special Olympics Team won the Spirit Award at the area competition. Teachers received grants from Exxon-Mobile and Target. The Pioneers Target the Arts Grant showcased local artists and their talents.

Advancements in both the school's technology and staff development were made. Our website system was upgraded and is now hosted by School World. Teachers learned to integrate Photostory and Brainpop instructionally. In-depth study took place to use the SMART interactive whiteboard. Airliners and Senteo's were introduced to students to allow more dynamic interactivity. Third, fourth, and fifth graders used Study Island during computer lab and at home to prepare for testing. Seventeen certified teachers participated in the South Carolina Reading Initiative with the literacy coach to explore issues in balanced literacy. Additional science inquiry kits were purchased to use in our science lab. A local Eagle Scout constructed a nature trail. First and second-grade students received small group reading and writing instruction in our Literacy Lab staffed by Reading Recovery teachers, classroom teachers, and an instructional assistant. An extensive shared reading library was purchased for all grades through district funds. We appreciate the support provided by the Board of Trustees and the District Five administration. Our PTO, School Improvement Council, volunteers, and mentors are

Comprehensive detail, including definitions of rating, performance criteria, and explanations of status, is available on www.ed.sc.gov and www.eoc.sc.gov as well as school and school district websites.

Printed versions are available from school districts upon request.

Abbreviations Key

N/A Not Applicable N/AV Not Available N/C Not Collected N/R Not Reported I/S Insufficient Sample TBD To be determined
 NI Newly Identified CSI Continuing School Improvement CA Corrective Action RP Plan to Restructure R Restructure DELAY School Improvement Status HOLD School Improvement Status