



# SC Annual School Report Card Summary

**H E Corley Elementary**  
**Lexington/Richland 5**  
**Grades: PK-5**      **Enrollment: 558**  
**Principal: Dr. Judith Franchini**  
**Superintendent: Dr. Herbert Berg**  
**Board Chair: Paula Hite**

## PERFORMANCE

Comprehensive detail, including definitions of ratings, performance criteria, and explanations of status, is available on [www.ed.sc.gov](http://www.ed.sc.gov) and [www.eoc.sc.gov](http://www.eoc.sc.gov) as well as school and school district websites. Printed versions are available from school districts upon request.

YEAR	ABSOLUTE RATING	GROWTH RATING	PALMETTO GOLD/SILVER AWARD	AYP STATUS	NCLB IMPROVEMENT STATUS
2008	Average	Below Average	TBD	Not Met	N/A
2007	Average	At-Risk	Silver	Met	N/A
2006	Good	Good	N/A	Met	N/A

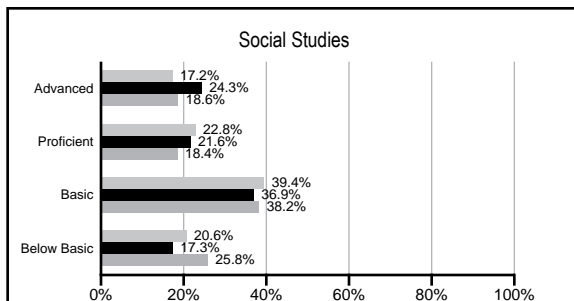
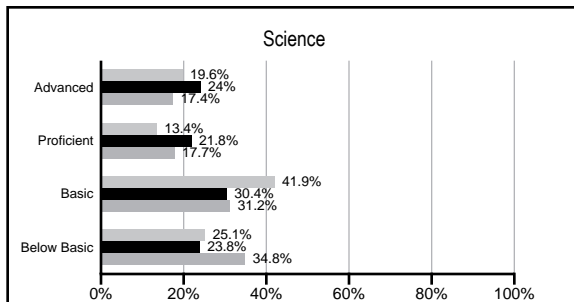
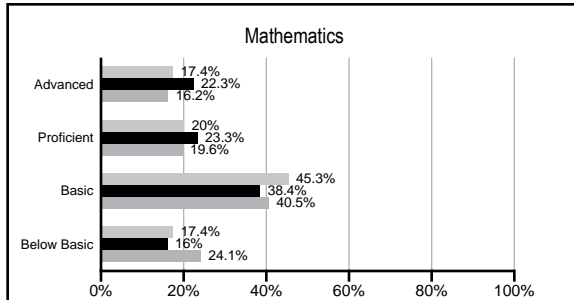
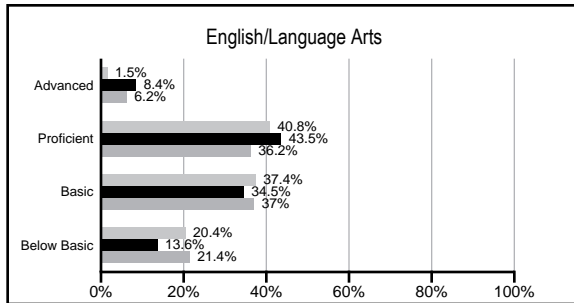
## ABSOLUTE RATINGS OF ELEMENTARY SCHOOLS WITH STUDENTS LIKE OURS\*

EXCELLENT	GOOD	AVERAGE	BELOW AVERAGE	AT-RISK
4	34	55	3	0

\* Ratings are calculated with data available by 02/17/2009. Schools with Students like Ours are Elementary Schools with poverty indices of no more than 5% above or below the index for this school.


## PACT PERFORMANCE

Our School     
  Elementary Schools with Students Like Ours     
  Elementary schools statewide



## NAEP PERFORMANCE\*

\* Performance reported for SC and nation, data not available at school level. Percentages at NAEP Achievement Levels.



## SC PERFORMANCE GOAL

2010 Goal:  
*By 2010, SC's student achievement will be ranked in the top half of the states nationally. To achieve this goal, we must become one of the fastest improving systems in the country.*

2020 Goal: TBD

### Abbreviations Key

N/A Not Applicable N/AV Not Available N/C Not Collected N/R Not Reported I/S Insufficient Sample TBD To be determined  
 NI Newly Identified CSI Continuing School Improvement CA Corrective Action RP Plan to Restructure R Restructure DELAY School Improvement Status HOLD School Improvement Status

# H E Corley Elementary [Lexington/Richland 5]

## SCHOOL PROFILE

	Our School	Change from Last Year	Elementary Schools with Students Like Ours	Median Elementary School
<b>Students (n=558)</b>				
Retention rate	0.6%	Up from 0.3%	2.0%	2.3%
Attendance rate	96.8%	Up from 96.5%	96.4%	96.3%
Eligible for gifted and talented	14.3%	Down from 14.7%	15.4%	10.4%
With disabilities other than speech	5.4%	Up from 4.7%	6.8%	7.5%
Out-of-school suspensions or expulsions for violent &/or criminal offenses	0.0%	No Change	0.0%	0.0%
<b>Teachers (n=61)</b>				
Teachers with advanced degrees	67.2%	Up from 60.4%	59.8%	56.7%
Continuing contract teachers	70.5%	Down from 86.8%	80.2%	77.3%
Teachers with emergency or provisional certificates	1.9%	Down from 2.0%	0.0%	0.0%
Teachers returning from previous year	82.9%	Down from 87.7%	89.4%	86.4%
Teacher attendance rate	95.0%	Up from 94.4%	94.8%	94.9%
Average teacher salary	\$48,816	Up 2.7%	\$46,464	\$45,345
Classes not taught by highly qualified teachers	5.8%	Up from 4.5%	0.0%	0.0%
<b>School</b>				
Principal's years at school	2.0	Up from 1.0	5.0	4.0
Student-teacher ratio in core subjects	14.9 to 1	Down from 16.1 to 1	19.4 to 1	18.5 to 1
Prime instructional time	90.5%	Up from 89.2%	90.1%	89.8%
Opportunities in the arts	Good	No Change	Good	Good
SACS accreditation	Yes	No Change	Yes	Yes
Character development program	Excellent	No Change	Excellent	Excellent
Dollars spent per pupil*	\$9,258	Up 1.7%	\$6,427	\$7,052
Percent of expenditures for instruction*	65.3%	Down from 67.1%	69.7%	69.1%
Percent of expenditures for teacher salaries*	63.5%	Down from 65.4%	65.4%	64.2%
% of AYP objectives met	76.5%		92.3%	85.7%

\* Prior year audited financial data available.

## EVALUATION RESULTS

	Teachers	Students*	Parents*
Number of surveys returned	52	92	47
Percent satisfied with learning environment	69.2%	87.0%	93.5%
Percent satisfied with social and physical environment	90.4%	85.9%	89.4%
Percent satisfied with school-home relations	90.2%	91.3%	78.7%

\*Only students at the highest elementary school grade level at this school and their parents were included.

## REPORT OF PRINCIPAL AND SCHOOL IMPROVEMENT COUNCIL

The mission of H.E. Corley Elementary School, in collaboration with parents and the community, is to empower students in a safe, nurturing, and stimulating environment to become lifelong CHAMPS, embracing our five essential traits: strong Character, Healthy living, high Achievement, good Manners, Positive thinking, and community Service. During the 2007-08 school year, H.E. Corley Elementary continued to meet Adequate Yearly Progress as outlined by the federal No Child Left Behind Act.

The top priority at HEC continues to be student achievement. Our staff believes that professional development is the key to student success. Through the South Carolina Reading Initiative and our literacy coach, we are making great strides to implement a balanced literacy approach. Grade levels, coaches, and administration met for extended planning times for in-depth study of instructional strategies and best practices. Teachers attended local and state conferences and returned to share new, innovative ideas with colleagues. School-based professional development included a first look at how to include six Read Alouds per day, using data to determine instructional practices, and analyzing the books included in our classroom libraries.

We have increased the rigor of our instruction through the analysis of Measures of Academic Progress (MAP) test data, which is collected three times during the school year. Teachers used the data to form targeted teaching groups within their classes. Use of this data to make instructional decisions now plays a large role in teacher planning. Creating assessments that directly reflect sound instruction, utilize open-ended questions, and parallel high-quality student thinking was a goal for our math meetings. Summer planning will play a strong role in creating community among teachers and setting the stage for a strong school year. Our emphasis for 2008-09 will be to seek ways to close achievement differences between the varieties of student groups.

Building a safe and nurturing learning environment continues to be a focus at HEC. The School Improvement Council focused on serving healthy foods. We now have salads and fresh fruit available for students every day. Our Corley CHAMPS program continues to recognize children for the development of strong positive character traits. Reduced numbers of student office referrals is a direct result of this program. Our school received two awards for our recycling efforts. One from Lexington County for reducing waste and the other from Keep the Midlands Beautiful (\$300). Our fourth and fifth graders served as news correspondents and live TV news anchors each morning when they presented the Corley News Network (CNN). HEC commends and thanks our PTO for their generous efforts toward school improvement. Their wonderful support has made a difference to our school family. Their donations allowed the school to invest in classroom tables, meet the needs of specific grade levels, and assist students who could otherwise not afford fieldtrips. Their wonderful support, both physical and financial, has made a difference for our school family.

Judith A. Franchini, Principal

Comprehensive detail, including definitions of rating, performance criteria, and explanations of status, is available on [www.ed.sc.gov](http://www.ed.sc.gov) and [www.eoc.sc.gov](http://www.eoc.sc.gov) as well as school and school district websites.

Printed versions are available from school districts upon request.

### Abbreviations Key

N/A Not Applicable N/AV Not Available N/C Not Collected N/R Not Reported I/S Insufficient Sample TBD To be determined  
 NI Newly Identified CSI Continuing School Improvement CA Corrective Action RP Plan to Restructure R Restructure DELAY School Improvement Status HOLD School Improvement Status