



# SC Annual School Report Card Summary

**Harbison West Elementary**  
**Lexington/Richland 5**  
**Grades: PK-5**      **Enrollment: 447**  
**Principal: Franklin L. Foster**  
**Superintendent: Dr. Herbert Berg**  
**Board Chair: Paula Hite**

## PERFORMANCE

Comprehensive detail, including definitions of ratings, performance criteria, and explanations of status, is available on [www.ed.sc.gov](http://www.ed.sc.gov) and [www.eoc.sc.gov](http://www.eoc.sc.gov) as well as school and school district websites. Printed versions are available from school districts upon request.

YEAR	ABSOLUTE RATING	GROWTH RATING	PALMETTO GOLD/SILVER AWARD	AYP STATUS	NCLB IMPROVEMENT STATUS
2008	Below Average	Good	TBD	Not Met	CSI
2007	Below Average	Below Average	N/A	Not Met	NI
2006	Average	At-Risk	N/A	Not Met	N/A

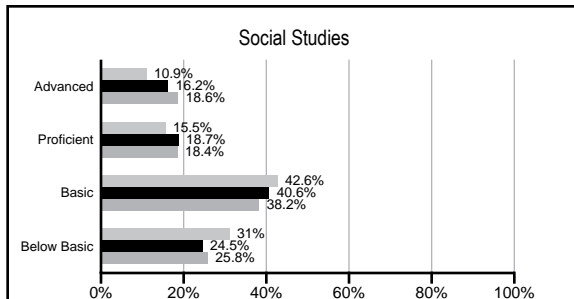
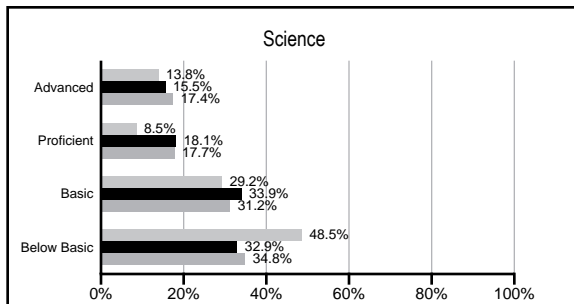
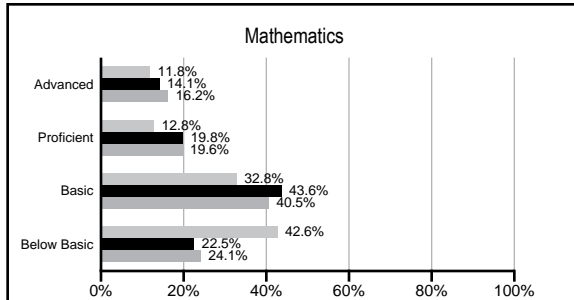
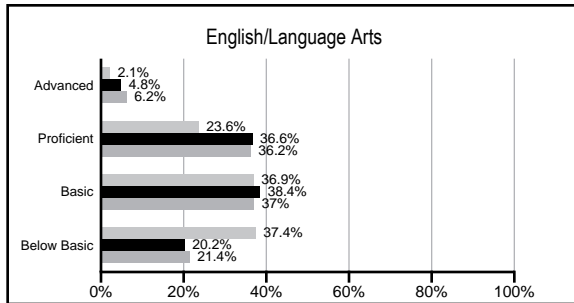
## ABSOLUTE RATINGS OF ELEMENTARY SCHOOLS WITH STUDENTS LIKE OURS\*

EXCELLENT	GOOD	AVERAGE	BELOW AVERAGE	AT-RISK
0	7	54	30	0

\* Ratings are calculated with data available by 02/17/2009. Schools with Students like Ours are Elementary Schools with poverty indices of no more than 5% above or below the index for this school.

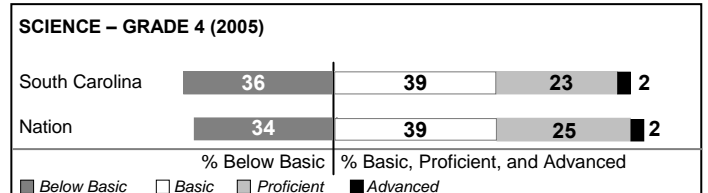
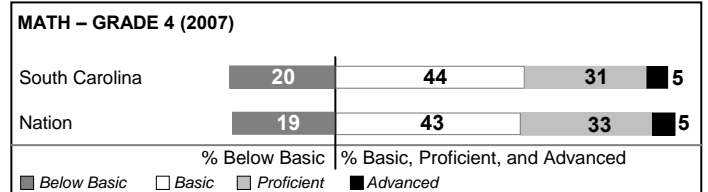
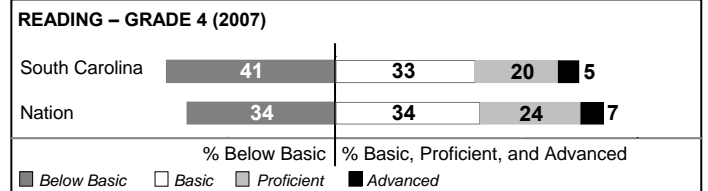
## PACT PERFORMANCE

Our School     
  Elementary Schools with Students Like Ours     
  Elementary schools statewide



## NAEP PERFORMANCE\*

\* Performance reported for SC and nation, data not available at school level. Percentages at NAEP Achievement Levels.



## SC PERFORMANCE GOAL

**2010 Goal:**  
*By 2010, SC's student achievement will be ranked in the top half of the states nationally. To achieve this goal, we must become one of the fastest improving systems in the country.*

**2020 Goal:** TBD

### Abbreviations Key

N/A Not Applicable N/AV Not Available NIC Not Collected N/R Not Reported I/S Insufficient Sample TBD To be determined  
 NI Newly Identified CSI Continuing School Improvement CA Corrective Action RP Plan to Restructure R Restructure DELAY School Improvement Status HOLD School Improvement Status

# Harbison West Elementary [Lexington/Richland 5]

## SCHOOL PROFILE

	Our School	Change from Last Year	Elementary Schools with Students Like Ours	Median Elementary School
<b>Students (n=447)</b>				
Retention rate	0.5%	Down from 1.6%	2.3%	2.3%
Attendance rate	96.3%	Down from 96.4%	96.3%	96.3%
Eligible for gifted and talented	10.8%	Up from 9.1%	10.7%	10.4%
With disabilities other than speech	15.3%	Up from 8.2%	8.5%	7.5%
Out-of-school suspensions or expulsions for violent &/or criminal offenses	0.0%	No Change	0.0%	0.0%
<b>Teachers (n=53)</b>				
Teachers with advanced degrees	64.2%	Down from 67.3%	56.7%	56.7%
Continuing contract teachers	66.0%	Down from 73.1%	80.0%	77.3%
Teachers with emergency or provisional certificates	0.0%	No Change	0.0%	0.0%
Teachers returning from previous year	75.3%	Down from 77.3%	87.8%	86.4%
Teacher attendance rate	95.3%	Up from 94.2%	95.0%	94.9%
Average teacher salary	\$47,009	Up 0.6%	\$45,126	\$45,345
Classes not taught by highly qualified teachers	6.3%	Up from 5.1%	0.0%	0.0%
<b>School</b>				
Principal's years at school	3.0	Up from 2.0	4.0	4.0
Student-teacher ratio in core subjects	15.4 to 1	Down from 17.6 to 1	18.6 to 1	18.5 to 1
Prime instructional time	89.5%	Up from 89.0%	89.8%	89.8%
Opportunities in the arts	Good	No Change	Good	Good
SACS accreditation	Yes	No Change	Yes	Yes
Character development program	Excellent	No Change	Excellent	Excellent
Dollars spent per pupil*	\$11,840	Up 21.1%	\$6,779	\$7,052
Percent of expenditures for instruction*	65.4%	Up from 64.8%	68.8%	69.1%
Percent of expenditures for teacher salaries*	60.2%	Down from 62.1%	65.0%	64.2%
% of AYP objectives met	61.9%		88.2%	85.7%

\* Prior year audited financial data available.

## EVALUATION RESULTS

	Teachers	Students*	Parents*
Number of surveys returned	43	71	25
Percent satisfied with learning environment	81.0%	83.1%	92.0%
Percent satisfied with social and physical environment	86.0%	78.9%	84.0%
Percent satisfied with school-home relations	48.8%	94.4%	87.5%

\*Only students at the highest elementary school grade level at this school and their parents were included.

## REPORT OF PRINCIPAL AND SCHOOL IMPROVEMENT COUNCIL

There were many new and wonderful initiatives at Harbison West Elementary School in the 2007-08 school year. Our faculty and staff were energized and excited as we carried out our slogan, "Building a Brighter Future, One Child at a Time."

Our top priorities continue to be teaching and learning. This year we began implementation of the Responsive Classroom Approach. This approach promoted safe, challenging, and joyful classrooms in our school in order for all students to be successful. We were fortunate to have the support of a Literacy Coach, Math/Science Coach, and a Technology Integration Specialist who assisted, modeled, and trained teachers in the use and best practices in teaching.

As we continued an emphasis to meet each child's individual needs, students in kindergarten through third grade worked on their specific literacy needs during Literacy Lab. A Reading Interventionist provided intense literacy instruction for students that needed additional support, and a math GEMS teacher worked with second through fifth graders to provide extra help with mathematics. The "RIT RUMBLE" was a special time to accelerate the students' math skills through targeted small groups, based on each student's Measures of Academic Performance score.

We provided our students with many leadership opportunities through participation in the HWES Morning News Team, Newspaper Staff, Student Town Council, Safety Patrol, Super Recyclers, Book Buddies, performance during PTO programs, and strings and chorus performances within the school and community.

Harbison West Elementary continued to make family involvement a priority. Parents were invited to participate in the Back-to-School Expo, Family Curriculum Nights, and Family Movie Night. We also invited and encouraged families to volunteer in the classroom, chaperone fieldtrips, and participate in the Birthday Book Lunch.

The SIC and PTO worked hard to provide exciting events for the school and families. Our PTO sponsored several family events that included Harbison West Has Talent and a Spring Fling. Money raised through fundraisers supported many student activities, the purchase of instructional materials, books for classroom libraries, and staff appreciation events. Our SIC served in an advisory capacity to the principal, as decisions were made to enhance teaching and learning.

The 2008-2009 school year is going to be even better, as our staff works to meet the needs of our students and we continue "Building a Brighter Future, One Child at a Time."

Gail Jabber, Esq., SIC Chair  
Franklin L. Foster, Principal

Comprehensive detail, including definitions of rating, performance criteria, and explanations of status, is available on [www.ed.sc.gov](http://www.ed.sc.gov) and [www.eoc.sc.gov](http://www.eoc.sc.gov) as well as school and school district websites.

Printed versions are available from school districts upon request.

### Abbreviations Key

N/A Not Applicable N/AV Not Available N/C Not Collected N/R Not Reported I/S Insufficient Sample TBD To be determined

NI Newly Identified CSI Continuing School Improvement CA Corrective Action RP Plan to Restructure R Restructure DELAY School Improvement Status HOLD School Improvement Status