



SC Annual School Report Card Summary

Nursery Road Elementary
Lexington/Richland 5

Grades: PK-5

Enrollment: 621

Principal: Christina S. Melton

Superintendent: Dr. Herbert Berg

Board Chair: Paula Hite

PERFORMANCE

Comprehensive detail, including definitions of ratings, performance criteria, and explanations of status, is available on www.ed.sc.gov and www.eoc.sc.gov as well as school and school district websites. Printed versions are available from school districts upon request.

YEAR	ABSOLUTE RATING	GROWTH RATING	PALMETTO GOLD/SILVER AWARD	AYP STATUS	NCLB IMPROVEMENT STATUS
2008	Average	At-Risk	TBD	Not Met	CSI
2007	Good	Below Average	Silver	Met	NI-DELAY
2006	Good	Average	N/A	Not Met	NI

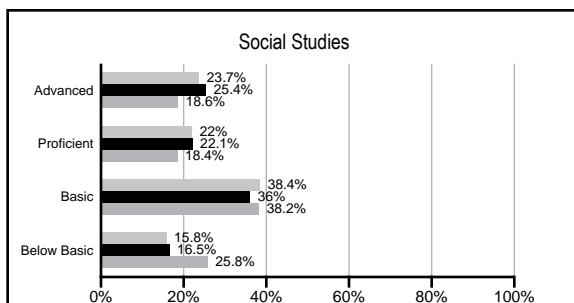
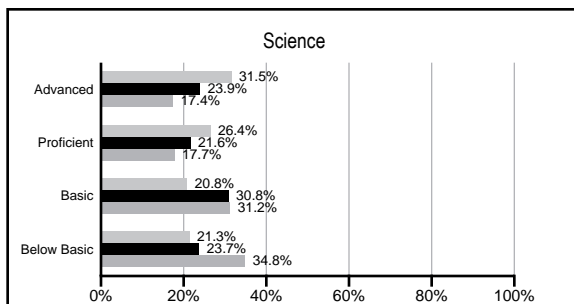
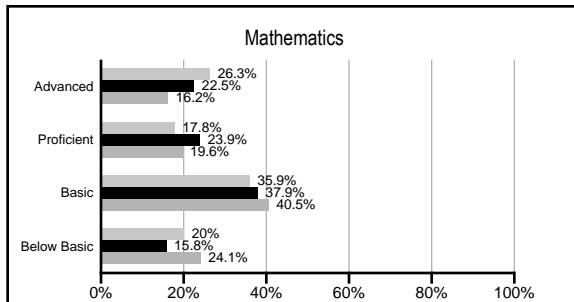
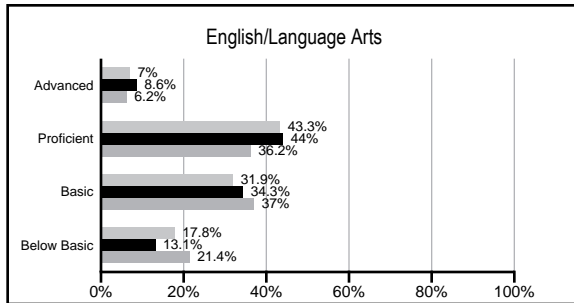
ABSOLUTE RATINGS OF ELEMENTARY SCHOOLS WITH STUDENTS LIKE OURS*

EXCELLENT	GOOD	AVERAGE	BELOW AVERAGE	AT-RISK
4	27	44	1	0

* Ratings are calculated with data available by 02/17/2009. Schools with Students like Ours are Elementary Schools with poverty indices of no more than 5% above or below the index for this school.

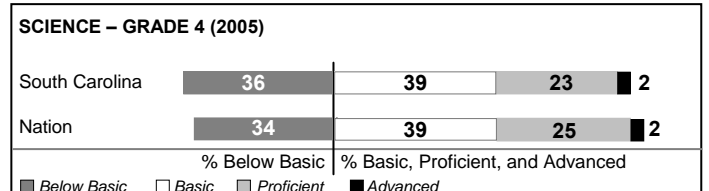
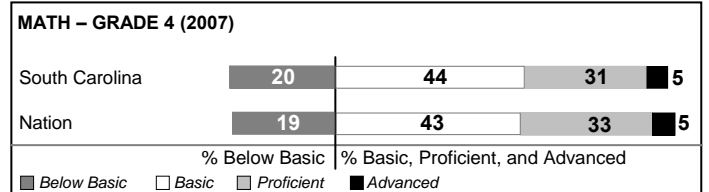
PACT PERFORMANCE

Our School
 Elementary Schools with Students Like Ours
 Elementary schools statewide



NAEP PERFORMANCE*

* Performance reported for SC and nation, data not available at school level. Percentages at NAEP Achievement Levels.



SC PERFORMANCE GOAL

2010 Goal:

By 2010, SC's student achievement will be ranked in the top half of the states nationally. To achieve this goal, we must become one of the fastest improving systems in the country.

2020 Goal: TBD

Abbreviations Key

N/A Not Applicable N/AV Not Available N/C Not Collected N/R Not Reported I/S Insufficient Sample TBD To be determined
NI Newly Identified CSI Continuing School Improvement CA Corrective Action RP Plan to Restructure R Restructure DELAY School Improvement Status HOLD School Improvement Status

Nursery Road Elementary [Lexington/Richland 5]

SCHOOL PROFILE

	Our School	Change from Last Year	Elementary Schools with Students Like Ours	Median Elementary School
Students (n=621)				
Retention rate	1.4%	No Change	1.6%	2.3%
Attendance rate	96.0%	No Change	96.7%	96.3%
Eligible for gifted and talented	19.5%	Down from 20.8%	18.4%	10.4%
With disabilities other than speech	10.7%	Up from 10.1%	6.4%	7.5%
Out-of-school suspensions or expulsions for violent &/or criminal offenses	0.0%	Down from 0.2%	0.0%	0.0%
Teachers (n=62)				
Teachers with advanced degrees	56.5%	Up from 54.2%	60.7%	56.7%
Continuing contract teachers	77.4%	Down from 84.7%	79.6%	77.3%
Teachers with emergency or provisional certificates	0.0%	No Change	0.0%	0.0%
Teachers returning from previous year	88.6%	Up from 88.0%	87.0%	86.4%
Teacher attendance rate	95.4%	Down from 95.8%	94.9%	94.9%
Average teacher salary	\$50,095	Up 3.7%	\$47,069	\$45,345
Classes not taught by highly qualified teachers	1.5%	Down from 19.1%	0.0%	0.0%
School				
Principal's years at school	1.0	Down from 21.0	3.0	4.0
Student-teacher ratio in core subjects	15.2 to 1	Down from 17.1 to 1	20.2 to 1	18.5 to 1
Prime instructional time	89.9%	Down from 90.2%	90.3%	89.8%
Opportunities in the arts	Good	No Change	Good	Good
SACS accreditation	Yes	No Change	Yes	Yes
Character development program	Excellent	Up from Good	Excellent	Excellent
Dollars spent per pupil*	\$9,227	Up 10.9%	\$6,689	\$7,052
Percent of expenditures for instruction*	65.4%	Down from 67.1%	70.6%	69.1%
Percent of expenditures for teacher salaries*	63.8%	Down from 65.7%	66.8%	64.2%
% of AYP objectives met	90.5%		92.0%	85.7%

* Prior year audited financial data available.

EVALUATION RESULTS

	Teachers	Students*	Parents*
Number of surveys returned	54	103	42
Percent satisfied with learning environment	94.4%	88.0%	87.8%
Percent satisfied with social and physical environment	96.3%	84.0%	85.4%
Percent satisfied with school-home relations	96.2%	91.1%	95.1%

*Only students at the highest elementary school grade level at this school and their parents were included.

REPORT OF PRINCIPAL AND SCHOOL IMPROVEMENT COUNCIL

"A team with heart, that's what sets us apart" was the mantra of Nursery Road Elementary School during the 2007-2008 school year. The Nursery Road Elementary School team consists of many players: faculty, staff, families, the community—but most importantly—our Champion students.

Throughout the school year, a concentrated focus on purpose and vision permeated the conversations of all stakeholders. The School Improvement Council created and implemented two surveys to gauge the perceptive data of families at Nursery Road. The Parent Teacher Association boasted a banner year of connecting community resources with school programs and led successful fundraising initiatives to support various goals and programs of the school. An active SIC and PTA continue to gain support and stretch into new arenas.

Professional learning teams were implemented to promote vertical and horizontal conversations regarding instructional practices and to evaluate program effectiveness. Extended planning periods once per month for each grade level allowed teachers an opportunity to analyze data through focused conversations regarding strategies and research. The use of SMART goals allowed teams to monitor their progress to ensure that student achievement was being improved. In addition to professional learning teams, the faculty of Nursery Road received extensive training throughout the year in the areas of technology and assessment tools, such as Dominie and MAP (Measures of Academic Progress). Progress monitoring training continued for our special education teachers with the ongoing support of a consultant.

Nursery Road Elementary added 41 SMARTBoards and 50 laptops as technology resources. Flexible scheduling of two computer labs promoted a natural integration of available software and internet activities.

Our Nursery Road Champions continue to excel and serve. Participation in various events at the school, local, and state levels offered opportunities for our students to highlight their skills and talents. Our Champions participated in events, such as Special Olympics, Pennies for Pasta, and various art and writing competitions. PreGame, a before-school program, offered our fourth and fifth-grade students an opportunity to select clubs of their interest in order to support their academic, social, and physical growth. Each quarter, our Champions celebrated their accomplishments through the implementation of pinning ceremonies sponsored by our PTA. Students received pins for academics, attendance, behavior, and service.

As we anticipate the 2008–2009 school year, our focus will remain on professional learning and application of knowledge. In addition to professional engagement through inquiry, a continuation of data analysis and collaboration will drive our efforts in order for us to pursue the mission of NRES: to Nurture, Respect, Experience, and Succeed for all Champions—students, staff, families, and our community.

Comprehensive detail, including definitions of rating, performance criteria, and explanations of status, is available on www.ed.sc.gov and www.eoc.sc.gov as well as school and school district websites.

Printed versions are available from school districts upon request.

Abbreviations Key

N/A Not Applicable N/AV Not Available N/C Not Collected N/R Not Reported I/S Insufficient Sample TBD To be determined
 NI Newly Identified CSI Continuing School Improvement CA Corrective Action RP Plan to Restructure R Restructure DELAY School Improvement Status HOLD School Improvement Status