



# SC Annual School Report Card Summary

Seven Oaks Elementary  
 Lexington/Richland 5  
 Grades: PK-5  
 Principal: Ann M. Copelan  
 Superintendent: Dr. Herbert Berg  
 Board Chair: Paula Hite

Enrollment: 538

## PERFORMANCE

Comprehensive detail, including definitions of ratings, performance criteria, and explanations of status, is available on [www.ed.sc.gov](http://www.ed.sc.gov) and [www.eoc.sc.gov](http://www.eoc.sc.gov) as well as school and school district websites. Printed versions are available from school districts upon request.

YEAR	ABSOLUTE RATING	GROWTH RATING	PALMETTO GOLD/SILVER AWARD	AYP STATUS	NCLB IMPROVEMENT STATUS
2008	Good	Below Average	TBD	Met	N/A
2007	Average	Below Average	N/A	Met	N/A
2006	Good	At-Risk	Gold	Met	N/A

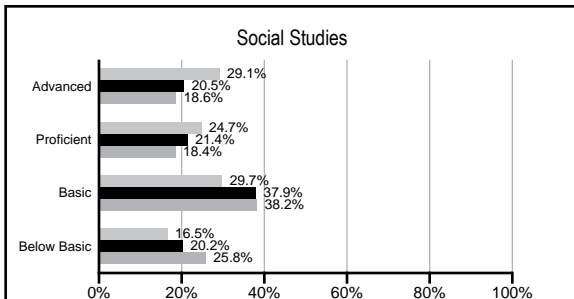
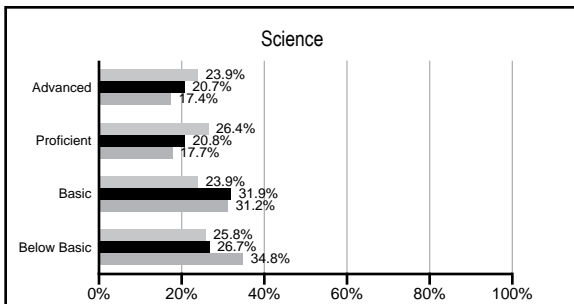
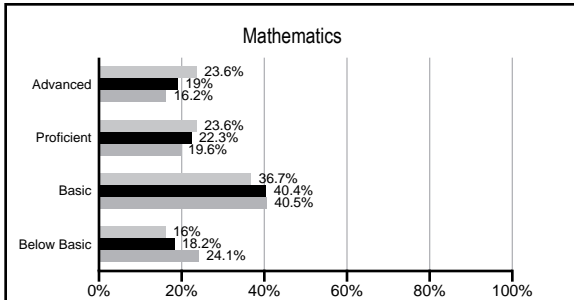
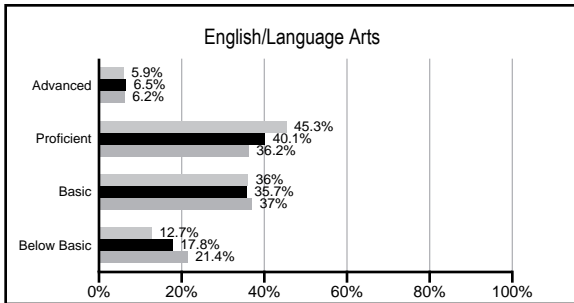
## ABSOLUTE RATINGS OF ELEMENTARY SCHOOLS WITH STUDENTS LIKE OURS\*

EXCELLENT	GOOD	AVERAGE	BELOW AVERAGE	AT-RISK
0	18	63	4	1

\* Ratings are calculated with data available by 02/17/2009. Schools with Students like Ours are Elementary Schools with poverty indices of no more than 5% above or below the index for this school.

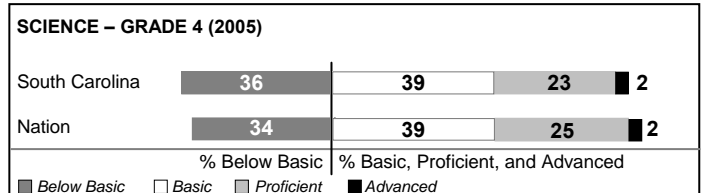

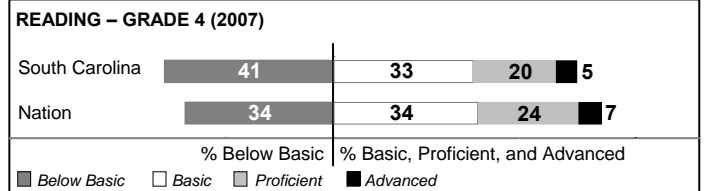
## PACT PERFORMANCE

Our School  
 Elementary Schools with Students Like Ours  
 Elementary schools statewide



## NAEP PERFORMANCE\*

\* Performance reported for SC and nation, data not available at school level. Percentages at NAEP Achievement Levels.



## SC PERFORMANCE GOAL

2010 Goal:

*By 2010, SC's student achievement will be ranked in the top half of the states nationally. To achieve this goal, we must become one of the fastest improving systems in the country.*

2020 Goal: TBD

### Abbreviations Key

N/A Not Applicable N/AV Not Available N/C Not Collected N/R Not Reported I/S Insufficient Sample TBD To be determined  
 NI Newly Identified CSI Continuing School Improvement CA Corrective Action RP Plan to Restructure R Restructure DELAY School Improvement Status HOLD School Improvement Status

# Seven Oaks Elementary [Lexington/Richland 5]

## SCHOOL PROFILE

	Our School	Change from Last Year	Elementary Schools with Students Like Ours	Median Elementary School
<b>Students (n=538)</b>				
Retention rate	0.0%	Down from 0.4%	2.2%	2.3%
Attendance rate	96.1%	Up from 95.7%	96.3%	96.3%
Eligible for gifted and talented	15.5%	Down from 18.8%	12.3%	10.4%
With disabilities other than speech	3.2%	No Change	7.8%	7.5%
Out-of-school suspensions or expulsions for violent &/or criminal offenses	2.4%	Up from 0.0%	0.0%	0.0%
<b>Teachers (n=47)</b>				
Teachers with advanced degrees	51.1%	Down from 66.7%	56.0%	56.7%
Continuing contract teachers	57.4%	Down from 80.0%	78.3%	77.3%
Teachers with emergency or provisional certificates	0.0%	No Change	0.0%	0.0%
Teachers returning from previous year	80.1%	Down from 88.1%	88.2%	86.4%
Teacher attendance rate	95.6%	Up from 94.8%	95.0%	94.9%
Average teacher salary	\$47,498	Down 4.9%	\$45,264	\$45,345
Classes not taught by highly qualified teachers	0.0%	Down from 4.4%	0.0%	0.0%
<b>School</b>				
Principal's years at school	1.0	No Change	3.0	4.0
Student-teacher ratio in core subjects	16.7 to 1	Down from 20.4 to 1	19.0 to 1	18.5 to 1
Prime instructional time	90.7%	Up from 89.4%	90.4%	89.8%
Opportunities in the arts	Good	No Change	Good	Good
SACS accreditation	Yes	No Change	Yes	Yes
Character development program	Good	Down from Excellent	Excellent	Excellent
Dollars spent per pupil*	\$7,863	Up 8.0%	\$6,420	\$7,052
Percent of expenditures for instruction*	65.7%	Up from 65.5%	69.9%	69.1%
Percent of expenditures for teacher salaries*	64.2%	Up from 63.3%	65.2%	64.2%
% of AYP objectives met	100.0%		89.5%	85.7%

\* Prior year audited financial data available.

## EVALUATION RESULTS

	Teachers	Students*	Parents*
Number of surveys returned	49	74	47
Percent satisfied with learning environment	100.0%	77.8%	89.4%
Percent satisfied with social and physical environment	98.0%	63.0%	87.2%
Percent satisfied with school-home relations	89.8%	83.6%	84.1%

\*Only students at the highest elementary school grade level at this school and their parents were included.

## REPORT OF PRINCIPAL AND SCHOOL IMPROVEMENT COUNCIL

Seven Oaks Elementary School (SOES) has maintained a tradition of excellence to teaching and learning over its span of 41 years. In the fall of 2007, SOES learned that it met the requirements for Adequate Yearly Progress (AYP) in all categories! Florida Caulder was named Teacher of the Year, Kathy Faust was named our Distinguished Teacher of Reading, and Cindy Carroll was named Support Employee of the Year.

In the 2007-2008 school year, SOES continued along its path of academic success and advancements in balanced literacy. The use of "Dominie Assessments" extended from Kindergarten and 1st grades into 2nd and 3rd grades. This not only allowed us to measure growth in each of those grade levels, but to track student growth across grade levels each year. It also allowed teachers to identify areas for instruction, which fostered a need for collaborative planning for strategic intervention. Seven Oaks is also on the path to integrating technology into the classrooms. All classrooms are equipped with SmartBoard technology, and each teacher has a webpage to assist with communication between school and home.

Community involvement is a key component to Seven Oaks, and this year there were many events, people, and businesses to celebrate. Our 13th Annual Festival of Races was held in October, involving students and a health fair for families; our faculty and staff participated in the First Lady's Walk for Life; the Seven Oaks Boys and Girls Club collected the most canned goods of all Midland's schools for the Harvest Hope Food Bank; and ESOL Family Nights involved ESOL students and families district-wide and were led by Becky Krantz, ESOL teacher at Seven Oaks.

The people and businesses in our community are vital to our success. This year's Volunteer of the Year was Barry Stutts, who has served as an officer on the PTA Board, the Spring Carnival Committee, and has directed fundraisers. The Business Partner of the Year was Subway, and they generously provided food for our staff throughout the year. And the Volunteer Organization of the Year was Columbia Crossroads Church, which provided an after-school homework center, volunteers for our garden project, and lunch for our staff.

In celebrating the success of our students, Seven Oaks had a fifth-grade student who was recognized by the Office of the Governor for her drawing in the Safe Kids Calendar Contest, and two students were selected to perform with the South Carolina Elementary Honors Choir.

Our PTA continues to be the thread of continued support that is so important to our school. This year's PTA fundraising campaigns have raised money for guidance projects, media center books, agendas, courtyard beautification projects, grade-level needs, and special projects.

Ann Copelan, Principal  
Cathy Seawright, SIC Chair

Comprehensive detail, including definitions of rating, performance criteria, and explanations of status, is available on [www.ed.sc.gov](http://www.ed.sc.gov) and [www.eoc.sc.gov](http://www.eoc.sc.gov) as well as school and school district websites.

Printed versions are available from school districts upon request.

### Abbreviations Key

N/A Not Applicable N/AV Not Available N/C Not Collected N/R Not Reported I/S Insufficient Sample TBD To be determined  
NI Newly Identified CSI Continuing School Improvement CA Corrective Action RP Plan to Restructure R Restructure DELAY School Improvement Status HOLD School Improvement Status