



SC Annual School Report Card Summary

Leaphart Elementary
 Lexington/Richland 5
 Grades: PK-5 Enrollment: 515
 Principal: Rebecca McKenzie-Appling
 Superintendent: Dr. Herbert Berg
 Board Chair: Paula Hite

PERFORMANCE

Comprehensive detail, including definitions of ratings, performance criteria, and explanations of status, is available on www.ed.sc.gov and www.eoc.sc.gov as well as school and school district websites. Printed versions are available from school districts upon request.

YEAR	ABSOLUTE RATING	GROWTH RATING	PALMETTO GOLD/SILVER AWARD	AYP STATUS	NCLB IMPROVEMENT STATUS
2008	Average	At-Risk	TBD	Not Met	NI
2007	Average	At-Risk	N/A	Not Met	N/A
2006	Average	At-Risk	N/A	Met	N/A

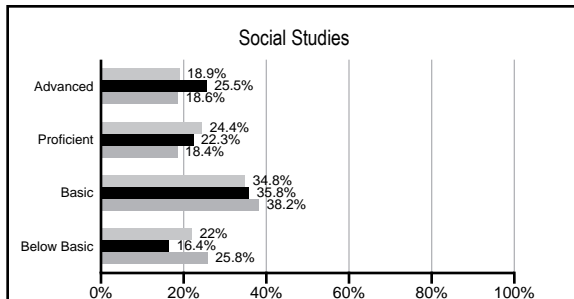
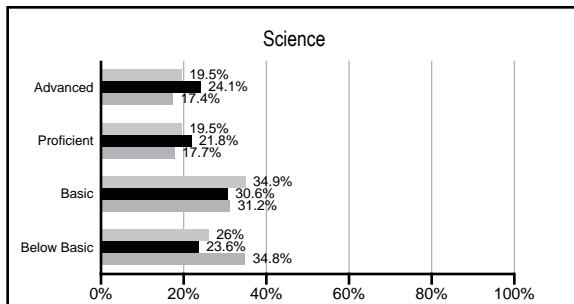
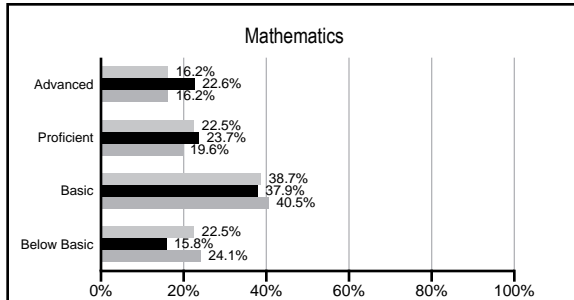
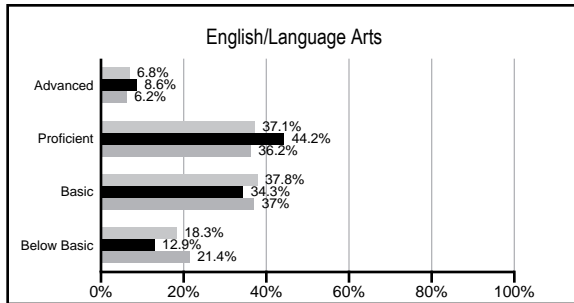
ABSOLUTE RATINGS OF ELEMENTARY SCHOOLS WITH STUDENTS LIKE OURS*

EXCELLENT	GOOD	AVERAGE	BELOW AVERAGE	AT-RISK
4	26	40	1	0

* Ratings are calculated with data available by 02/17/2009. Schools with Students like Ours are Elementary Schools with poverty indices of no more than 5% above or below the index for this school.

PACT PERFORMANCE

Our School Elementary Schools with Students Like Ours Elementary schools statewide



NAEP PERFORMANCE*

* Performance reported for SC and nation, data not available at school level. Percentages at NAEP Achievement Levels.



SC PERFORMANCE GOAL

2010 Goal:

By 2010, SC's student achievement will be ranked in the top half of the states nationally. To achieve this goal, we must become one of the fastest improving systems in the country.

2020 Goal: TBD

Abbreviations Key

N/A Not Applicable N/AV Not Available N/C Not Collected N/R Not Reported I/S Insufficient Sample TBD To be determined
 NI Newly Identified CSI Continuing School Improvement CA Corrective Action RP Plan to Restructure R Restructure DELAY School Improvement Status HOLD School Improvement Status

Leaphart Elementary [Lexington/Richland 5]

SCHOOL PROFILE

	Our School	Change from Last Year	Elementary Schools with Students Like Ours	Median Elementary School
Students (n=515)				
Retention rate	0.8%	Up from 0.5%	1.8%	2.3%
Attendance rate	96.8%	Down from 96.9%	96.5%	96.3%
Eligible for gifted and talented	16.5%	Down from 19.0%	17.0%	10.4%
With disabilities other than speech	2.0%	Down from 5.4%	6.9%	7.5%
Out-of-school suspensions or expulsions for violent &/or criminal offenses	0.0%	No Change	0.0%	0.0%
Teachers (n=48)				
Teachers with advanced degrees	60.4%	Up from 55.1%	60.7%	56.7%
Continuing contract teachers	64.6%	Down from 75.5%	80.8%	77.3%
Teachers with emergency or provisional certificates	0.0%	No Change	0.0%	0.0%
Teachers returning from previous year	81.8%	Down from 81.9%	88.0%	86.4%
Teacher attendance rate	93.3%	Down from 94.5%	94.8%	94.9%
Average teacher salary	\$47,605	Up 5.8%	\$46,744	\$45,345
Classes not taught by highly qualified teachers	0.0%	Down from 4.8%	0.0%	0.0%
School				
Principal's years at school	2.0	Up from 1.0	4.0	4.0
Student-teacher ratio in core subjects	17.9 to 1	Down from 18.1 to 1	19.4 to 1	18.5 to 1
Prime instructional time	88.5%	Down from 90.2%	90.2%	89.8%
Opportunities in the arts	Good	No Change	Good	Good
SACS accreditation	Yes	No Change	Yes	Yes
Character development program	Excellent	No Change	Excellent	Excellent
Dollars spent per pupil*	\$8,278	Up 7.8%	\$6,578	\$7,052
Percent of expenditures for instruction*	64.5%	Down from 66.0%	69.9%	69.1%
Percent of expenditures for teacher salaries*	63.1%	Down from 64.3%	66.7%	64.2%
% of AYP objectives met	76.5%		90.5%	85.7%

* Prior year audited financial data available.

EVALUATION RESULTS

	Teachers	Students*	Parents*
Number of surveys returned	44	77	30
Percent satisfied with learning environment	75.0%	61.8%	82.1%
Percent satisfied with social and physical environment	47.7%	67.1%	65.5%
Percent satisfied with school-home relations	88.6%	90.7%	85.7%

*Only students at the highest elementary school grade level at this school and their parents were included.

REPORT OF PRINCIPAL AND SCHOOL IMPROVEMENT COUNCIL

Leaphart Elementary School is looking to the future, as we move forward with the mantra of "Learning Equals Success." Our future holds many exciting things: the renovation of our building and the addition of a primary wing are slated to begin in early 2009. In addition, we envision our conversion to a magnet school for mathematics, science, and engineering for the 2009-2010 school year.

Student achievement continues to be our number-one priority. An emphasis on the use of read alouds, independent reading, shared reading, and guided reading instruction as part of a balanced literacy approach has continued. An infusion of approximately \$100,000 to purchase big books for shared reading and six-packs of leveled texts for guided reading provides the resources needed by the classroom teacher to ensure best practices in literacy instruction are implemented. Monies to improve individual classroom libraries were also included. A Literacy Lab, used to support guided reading instruction, was provided for every first and second-grade student. In addition, Early Intervening Services for some struggling readers from grades 2 through 5 were available. Student progress was formally monitored through the use of Dominie Assessment and MAP (Measures of Academic Progress) testing.

Student achievement in the area of mathematics, science, and social studies is equally important. Students in grades 3-5 were involved in "Math Mania," which was an opportunity to use MAP information to assess individual students' strengths and weaknesses. This focused math instruction was provided in a hands-on, game-like setting supplemental to Everyday Math. The GEMS program continued to be available for 2nd through 5th-grade students who needed more math intervention. Providing instruction through hands-on experiences in science is crucial to the deep understanding that students need to develop conceptual knowledge in this subject area. Two lab areas were created this year for these opportunities and the support of a part-time science coach was available for the first time in approximately four years. Lastly, primary sources and numerous read alouds were purchased for classroom use to enhance social studies instruction.

Technology is the key to the future, and all students need this exposure. Expansion of technology was achieved by the use of three laptop carts, flip videos, Senteo systems, voice recorders, and document cameras. A part-time technology integration coach assisted teachers in developing their technology skills to enhance instruction.

Teaching lifelong skills to develop positive character traits in all students is highlighted daily. Our positive behavior system supports the noticing and naming of these behaviors by students and staff. Implementation of a "Responsive Classroom" approach began this year.

The future is bright. This journey of improvement and change is challenging but exciting. We hope you will take the trip with us!

Phyllis Johns, School Improvement Council Chair

Comprehensive detail, including definitions of rating, performance criteria, and explanations of status, is available on www.ed.sc.gov and www.eoc.sc.gov as well as school and school district websites.

Printed versions are available from school districts upon request.

Abbreviations Key

N/A Not Applicable N/AV Not Available N/C Not Collected N/R Not Reported I/S Insufficient Sample TBD To be determined

NI Newly Identified CSI Continuing School Improvement CA Corrective Action RP Plan to Restructure R Restructure DELAY School Improvement Status HOLD School Improvement Status