



SC Annual School Report Card Summary

Dutch Fork Elementary
 Lexington/Richland 5
 Grades: PK-5 Enrollment: 578
 Principal: June Lominack
 Superintendent: Dr. Herbert Berg
 Board Chair: Paula Hite

PERFORMANCE

Comprehensive detail, including definitions of ratings, performance criteria, and explanations of status, is available on www.ed.sc.gov and www.eoc.sc.gov as well as school and school district websites. Printed versions are available from school districts upon request.

YEAR	ABSOLUTE RATING	GROWTH RATING	PALMETTO GOLD/SILVER AWARD	AYP STATUS	NCLB IMPROVEMENT STATUS
2008	Good	Average	TBD	Not Met	N/A
2007	Good	At-Risk	N/A	Met	N/A
2006	Good	Average	Gold	Met	N/A

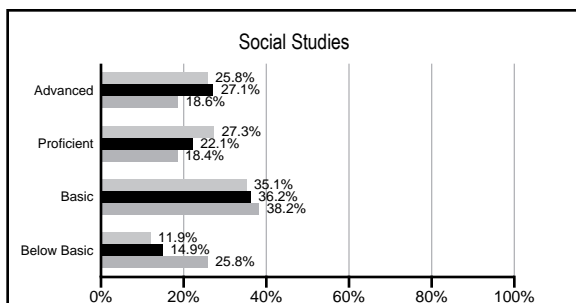
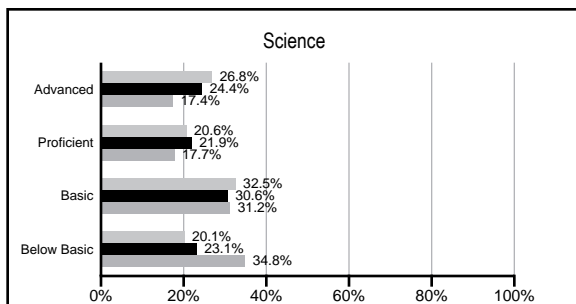
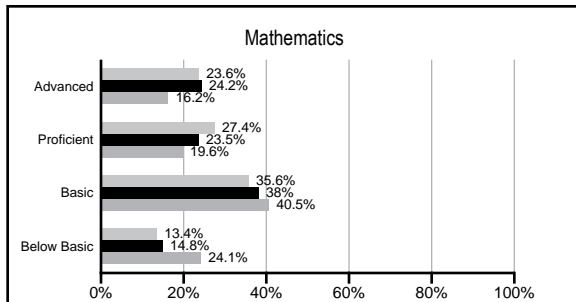
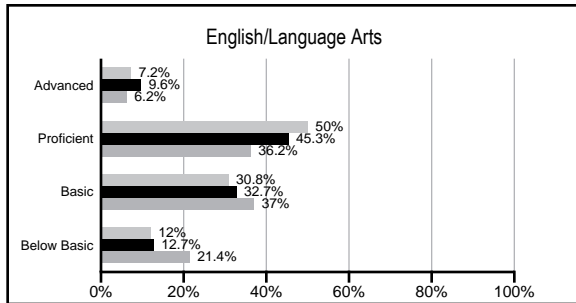
ABSOLUTE RATINGS OF ELEMENTARY SCHOOLS WITH STUDENTS LIKE OURS*

EXCELLENT	GOOD	AVERAGE	BELOW AVERAGE	AT-RISK
5	19	22	2	0

* Ratings are calculated with data available by 02/17/2009. Schools with Students like Ours are Elementary Schools with poverty indices of no more than 5% above or below the index for this school.

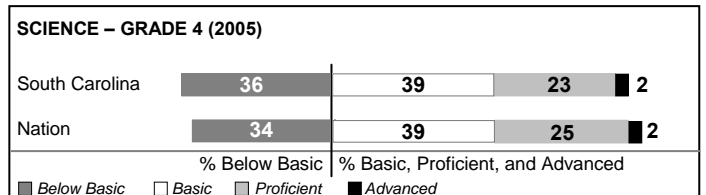

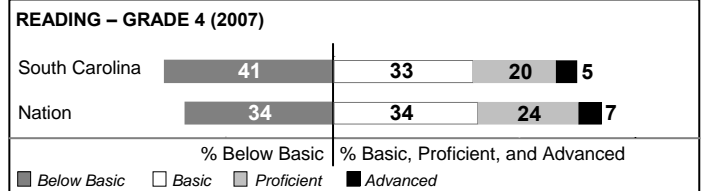
PACT PERFORMANCE

Our School
 Elementary Schools with Students Like Ours
 Elementary schools statewide



NAEP PERFORMANCE*

* Performance reported for SC and nation, data not available at school level. Percentages at NAEP Achievement Levels.



SC PERFORMANCE GOAL

2010 Goal:

By 2010, SC's student achievement will be ranked in the top half of the states nationally. To achieve this goal, we must become one of the fastest improving systems in the country.

2020 Goal: TBD

Abbreviations Key

N/A Not Applicable N/AV Not Available N/C Not Collected N/R Not Reported I/S Insufficient Sample TBD To be determined
 NI Newly Identified CSI Continuing School Improvement CA Corrective Action RP Plan to Restructure R Restructure DELAY School Improvement Status HOLD School Improvement Status

Dutch Fork Elementary [Lexington/Richland 5]

SCHOOL PROFILE

	Our School	Change from Last Year	Elementary Schools with Students Like Ours	Median Elementary School
Students (n=578)				
Retention rate	0.0%	Down from 0.4%	1.6%	2.3%
Attendance rate	97.0%	Up from 96.9%	96.7%	96.3%
Eligible for gifted and talented	24.7%	Down from 24.9%	17.9%	10.4%
With disabilities other than speech	4.7%	Down from 5.8%	6.5%	7.5%
Out-of-school suspensions or expulsions for violent &/or criminal offenses	0.0%	No Change	0.0%	0.0%
Teachers (n=49)				
Teachers with advanced degrees	65.3%	Up from 61.9%	60.8%	56.7%
Continuing contract teachers	79.6%	Down from 81.0%	79.2%	77.3%
Teachers with emergency or provisional certificates	0.0%	No Change	0.0%	0.0%
Teachers returning from previous year	86.3%	Up from 81.6%	87.0%	86.4%
Teacher attendance rate	93.1%	Up from 91.2%	94.9%	94.9%
Average teacher salary	\$46,664	Up 4.3%	\$46,965	\$45,345
Classes not taught by highly qualified teachers	0.5%	Down from 3.6%	0.0%	0.0%
School				
Principal's years at school	6.0	Up from 5.0	3.0	4.0
Student-teacher ratio in core subjects	17.5 to 1	Down from 18.8 to 1	19.8 to 1	18.5 to 1
Prime instructional time	88.8%	Up from 86.4%	90.3%	89.8%
Opportunities in the arts	Good	No Change	Good	Good
SACS accreditation	Yes	No Change	Yes	Yes
Character development program	Excellent	No Change	Excellent	Excellent
Dollars spent per pupil*	\$7,966	Up 11.6%	\$6,643	\$7,052
Percent of expenditures for instruction*	61.7%	Down from 62.2%	70.5%	69.1%
Percent of expenditures for teacher salaries*	60.2%	Down from 60.4%	66.8%	64.2%
% of AYP objectives met	90.5%		90.9%	85.7%

* Prior year audited financial data available.

EVALUATION RESULTS

	Teachers	Students*	Parents*
Number of surveys returned	47	100	62
Percent satisfied with learning environment	95.7%	83.8%	90.3%
Percent satisfied with social and physical environment	95.7%	88.8%	88.7%
Percent satisfied with school-home relations	100.0%	85.0%	85.5%

*Only students at the highest elementary school grade level at this school and their parents were included.

REPORT OF PRINCIPAL AND SCHOOL IMPROVEMENT COUNCIL

Our theme, "We are Family," continues to echo throughout the hallways of Dutch Fork Elementary School (DFES). We strive for excellence in teaching and learning in an environment that affirms, values, and provides meaningful and rigorous academic experiences. The faculty, staff, students, parents, PTO, and School Improvement Council all work closely together to provide a warm, nurturing atmosphere.

Again this year, DFES received recognition for "Closing the Achievement Gap." For the sixth consecutive year, we met all 19 standards for "Adequate Yearly Progress," which are a part of the No Child Left Behind federal legislation requirements. More students met their academic goals on MAP math and reading than in 2006-2007.

DFES continues to strive for improvement in the education and development of our children. We added Compass Learning, a research-based curriculum, that is aligned to state and national standards. This web-based program provides diagnostic-prescriptive assessments based on the students' Map scores. Our SIC realized its goal of establishing an on-site, after-school program, Kit Klub. We enrolled approximately 120 students who participated in dance, physical education, homework and social sessions, computer lab, and cooking classes.

We also continued many of the programs from previous years, including Terrific Kids, Students of Distinction, Radical Recyclers, Chess Club, PE Intramurals, Holiday Store, Fun Day, GEMS, Student Council, talent shows, art displays, Spanish school store, Readers' Theater, Bingo Night, Fall Fest, Cici's Night, and Wendy's Night. Author Jarrett J. Krosoczka visited in April, and Fode Camara, an African drummer, was our Artist-In-Education this year. Our very supportive PTO helped raise money to erect a rock-wall in our gymnasium.

We are proud of our school, students, parents, staff, and community. We expect to grow and improve as we continue the rigorous level of education that we provide. We invite you to visit our school family and be a participant in all of the exciting activities that we have to share with you.

Janet Bowen, School Improvement Council Chair
June Lominack, Principal

Comprehensive detail, including definitions of rating, performance criteria, and explanations of status, is available on www.ed.sc.gov and www.eoc.sc.gov as well as school and school district websites.

Printed versions are available from school districts upon request.

Abbreviations Key

N/A Not Applicable N/AV Not Available N/C Not Collected N/R Not Reported I/S Insufficient Sample TBD To be determined
NI Newly Identified CSI Continuing School Improvement CA Corrective Action RP Plan to Restructure R Restructure DELAY School Improvement Status HOLD School Improvement Status