



# SC Annual School Report Card Summary

Chapin Elementary  
 Lexington/Richland 5  
 Grades: PK-5 Enrollment: 791  
 Principal: Harriet B. Wilson  
 Superintendent: Dr. Herbert Berg  
 Board Chair: Paula Hite

## PERFORMANCE

Comprehensive detail, including definitions of ratings, performance criteria, and explanations of status, is available on [www.ed.sc.gov](http://www.ed.sc.gov) and [www.eoc.sc.gov](http://www.eoc.sc.gov) as well as school and school district websites. Printed versions are available from school districts upon request.

YEAR	ABSOLUTE RATING	GROWTH RATING	PALMETTO GOLD/SILVER AWARD	AYP STATUS	NCLB IMPROVEMENT STATUS
2008	Good	Below Average	TBD	Not Met	N/A
2007	Good	Below Average	N/A	Not Met	N/A
2006	Good	Below Average	Gold	Met	N/A

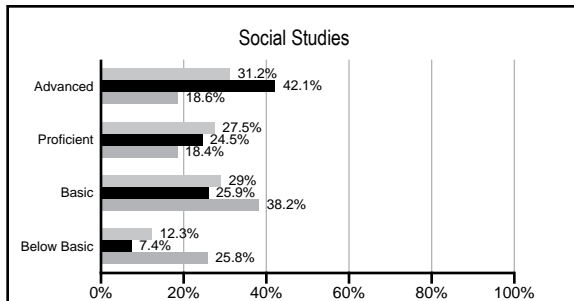
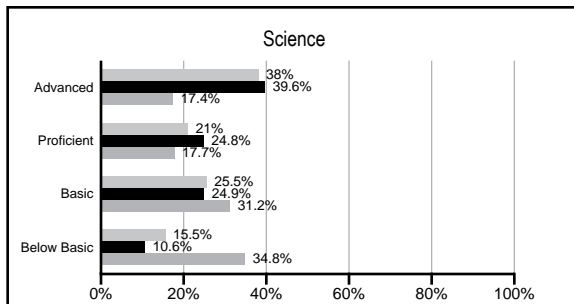
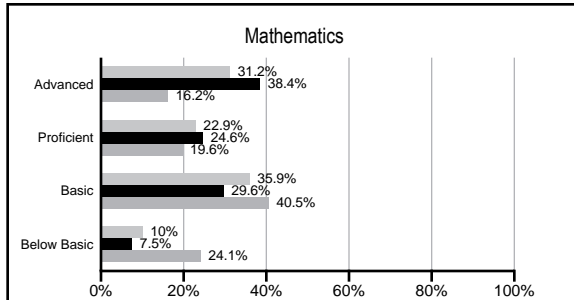
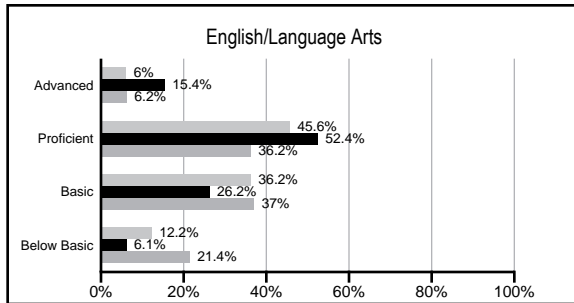
## ABSOLUTE RATINGS OF ELEMENTARY SCHOOLS WITH STUDENTS LIKE OURS\*

EXCELLENT	GOOD	AVERAGE	BELOW AVERAGE	AT-RISK
9	8	0	0	0

\* Ratings are calculated with data available by 02/17/2009. Schools with Students like Ours are Elementary Schools with poverty indices of no more than 5% above or below the index for this school.

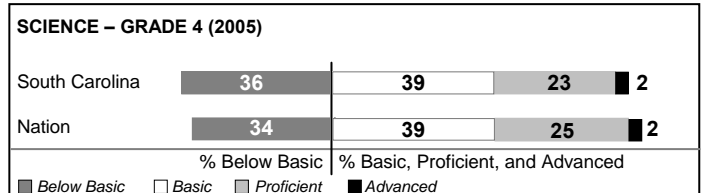
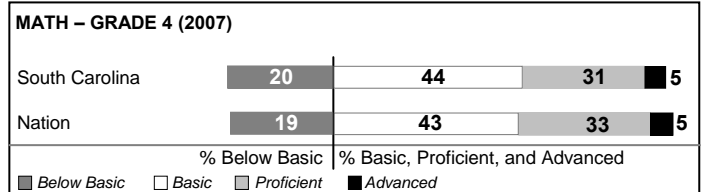
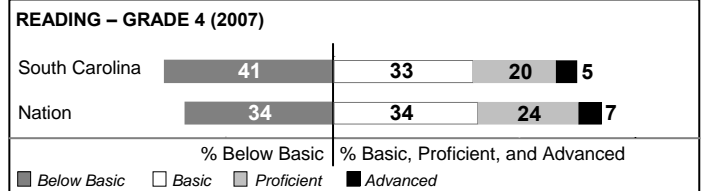
## PACT PERFORMANCE

Our School  
 Elementary Schools with Students Like Ours  
 Elementary schools statewide



## NAEP PERFORMANCE\*

\* Performance reported for SC and nation, data not available at school level. Percentages at NAEP Achievement Levels.



## SC PERFORMANCE GOAL

2010 Goal:

*By 2010, SC's student achievement will be ranked in the top half of the states nationally. To achieve this goal, we must become one of the fastest improving systems in the country.*

2020 Goal: TBD

### Abbreviations Key

N/A Not Applicable N/AV Not Available N/C Not Collected N/R Not Reported I/S Insufficient Sample TBD To be determined  
 NI Newly Identified CSI Continuing School Improvement CA Corrective Action RP Plan to Restructure R Restructure DELAY School Improvement Status HOLD School Improvement Status

# Chapin Elementary [Lexington/Richland 5]

## SCHOOL PROFILE

	Our School	Change from Last Year	Elementary Schools with Students Like Ours	Median Elementary School
<b>Students (n=791)</b>				
Retention rate	0.3%	No Change	1.1%	2.3%
Attendance rate	97.0%	Up from 96.3%	97.0%	96.3%
Eligible for gifted and talented	25.8%	Down from 27.6%	28.0%	10.4%
With disabilities other than speech	5.1%	Up from 3.8%	5.1%	7.5%
Out-of-school suspensions or expulsions for violent &/or criminal offenses	0.0%	No Change	0.0%	0.0%
<b>Teachers (n=54)</b>				
Teachers with advanced degrees	68.5%	Up from 63.8%	65.8%	56.7%
Continuing contract teachers	81.5%	Down from 91.5%	83.3%	77.3%
Teachers with emergency or provisional certificates	0.0%	No Change	0.0%	0.0%
Teachers returning from previous year	78.2%	Down from 81.9%	86.3%	86.4%
Teacher attendance rate	94.8%	Down from 95.3%	94.9%	94.9%
Average teacher salary	\$49,594	Up 3.5%	\$47,888	\$45,345
Classes not taught by highly qualified teachers	1.8%	Down from 4.9%	0.0%	0.0%
<b>School</b>				
Principal's years at school	2.0	Up from 1.0	3.0	4.0
Student-teacher ratio in core subjects	16.8 to 1	Down from 21.9 to 1	19.8 to 1	18.5 to 1
Prime instructional time	90.5%	No Change	90.6%	89.8%
Opportunities in the arts	Good	No Change	Good	Good
SACS accreditation	Yes	No Change	Yes	Yes
Character development program	Excellent	No Change	Excellent	Excellent
Dollars spent per pupil*	\$7,176	Up 1.1%	\$6,296	\$7,052
Percent of expenditures for instruction*	63.6%	Down from 63.8%	71.1%	69.1%
Percent of expenditures for teacher salaries*	62.2%	Down from 62.3%	62.4%	64.2%
% of AYP objectives met	82.4%		95.2%	85.7%

\* Prior year audited financial data available.

## EVALUATION RESULTS

	Teachers	Students*	Parents*
Number of surveys returned	59	127	113
Percent satisfied with learning environment	86.4%	84.3%	79.3%
Percent satisfied with social and physical environment	84.7%	85.7%	80.4%
Percent satisfied with school-home relations	94.9%	89.0%	80.7%

\*Only students at the highest elementary school grade level at this school and their parents were included.

## REPORT OF PRINCIPAL AND SCHOOL IMPROVEMENT COUNCIL

The top priority at CES is academic achievement. Our goal is to move each and every student to advanced levels of learning. In grades kindergarten, first, second, and third, our teachers use the results of the Dominion Assessment to make instructional decisions to help our students reach their highest potential and ensure success. In grades four and five, our teachers use Measures of Academic Progress (MAP) to identify the strengths and weaknesses of each child and plan individual learning opportunities.

A full-time Literacy Coach supports our teachers in training and implementing best practice in a balanced literacy approach to reading and writing. A full-time Math Coach works closely with teachers in implementing hands-on instruction and enhancing the Everyday Math curriculum. Reading Recovery supplements the regular classroom curriculum. A Reading Interventionist works with small groups of students daily on reading strategies.

Our school was awarded the Red Carpet Award from the State Department of Education. This is the third time that Chapin Elementary School has been awarded this honor. This award focuses on schools that create family-friendly school environments and provide excellent customer service.

CES continues to emphasize character development for every child. Chapin "PRIDE" was instituted as the lifelong procedures that focus on how to conduct ourselves on a daily basis. Students are recognized for doing good deeds and making quality decisions through "Gotcha Cards" and monthly "Stars of Good Character." Our students also participated in several service projects, such as Pennies for Patients, collecting food items for a local food bank, collecting for GoodWorks, and collecting over 700,000 can tabs for the Ronald McDonald House. Our students make a difference when it comes to making responsible, moral choices. We believe and promote that the natural outcome of living by Chapin "PRIDE" is self-esteem.

The Chapin PTO, as well as community members and businesses, provides unlimited support for CES. Local businesses generously donate money, items, and time to ensure the continued success of our school. The PTO provided money to the media center to update the collection and worked closely to meet the needs of our school.

The mission of Chapin Elementary School (CES), in partnership with parents and community, is to prepare each child for the challenges of a rapidly changing world by accentuating the strengths of each individual, instilling respect for self and others, and fostering the love of learning in a stimulating environment. Through strong collaborative commitment and dedication of this community, our students will continue to experience success! Thank you for your support and for sharing the responsibility of the accomplishments of our students, our school, and our community.

Harriet B. Wilson, Principal  
Rich Sweet, SIC Chair

Comprehensive detail, including definitions of rating, performance criteria, and explanations of status, is available on [www.ed.sc.gov](http://www.ed.sc.gov) and [www.eoc.sc.gov](http://www.eoc.sc.gov) as well as school and school district websites.

Printed versions are available from school districts upon request.

### Abbreviations Key

N/A Not Applicable N/AV Not Available N/C Not Collected N/R Not Reported I/S Insufficient Sample TBD To be determined  
NI Newly Identified CSI Continuing School Improvement CA Corrective Action RP Plan to Restructure R Restructure DELAY School Improvement Status HOLD School Improvement Status