



SC Annual School Report Card Summary

Sandhills Intermediate

Lexington 4

Grades: 5-6

Enrollment: 531

Principal: Ms. Sara Ankrapp

Superintendent: Dr. Linda Hawkins

Board Chair: Mr. Jim St. Clair

PERFORMANCE

Comprehensive detail, including definitions of ratings, performance criteria, and explanations of status, is available on www.ed.sc.gov and www.eoc.sc.gov as well as school and school district websites. Printed versions are available from school districts upon request.

YEAR	ABSOLUTE RATING	GROWTH RATING	PALMETTO GOLD/SILVER AWARD	AYP STATUS	NCLB IMPROVEMENT STATUS
2008	Below Average	At-Risk	TBD	Not Met	N/A
2007	Average	Average	N/A	Not Met	N/A
2006	Below Average	Below Average	N/A	Not Met	N/A

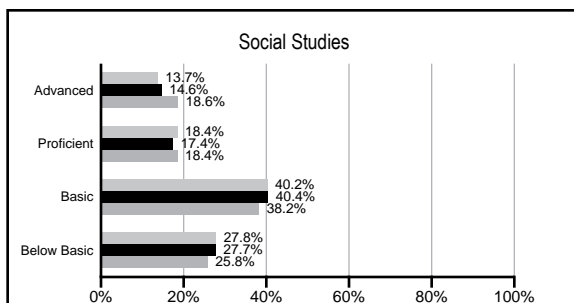
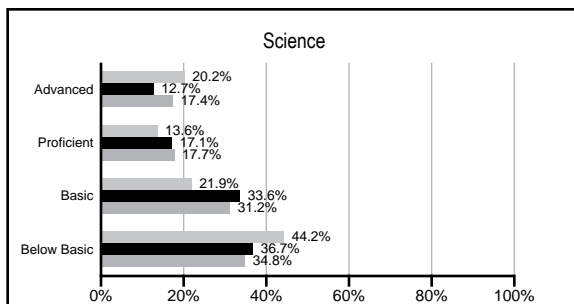
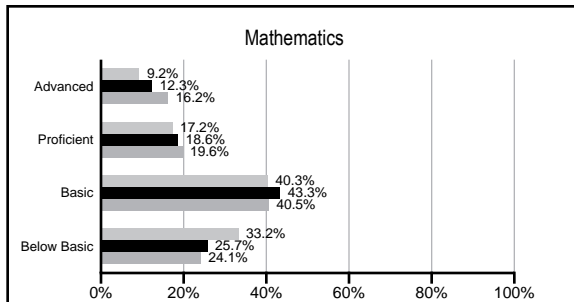
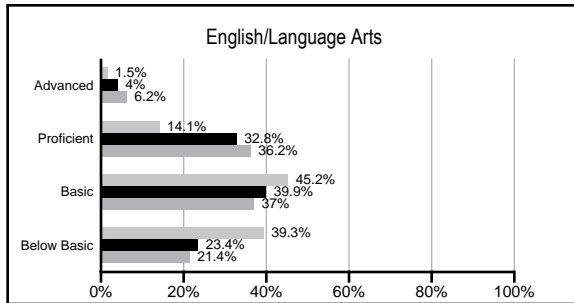
ABSOLUTE RATINGS OF ELEMENTARY SCHOOLS WITH STUDENTS LIKE OURS*

EXCELLENT	GOOD	AVERAGE	BELOW AVERAGE	AT-RISK
0	3	35	43	1

* Ratings are calculated with data available by 02/17/2009. Schools with Students like Ours are Elementary Schools with poverty indices of no more than 5% above or below the index for this school.


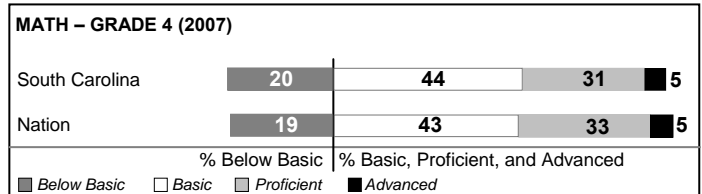
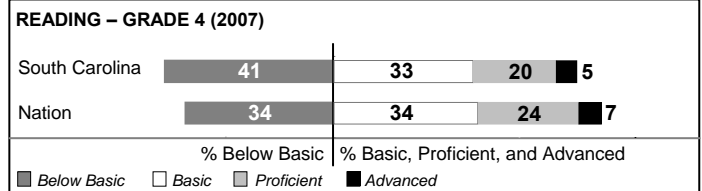
PACT PERFORMANCE

Our School
 Elementary Schools with Students Like Ours
 Elementary schools statewide



NAEP PERFORMANCE*

* Performance reported for SC and nation, data not available at school level. Percentages at NAEP Achievement Levels.



SC PERFORMANCE GOAL

2010 Goal:

By 2010, SC's student achievement will be ranked in the top half of the states nationally. To achieve this goal, we must become one of the fastest improving systems in the country.

2020 Goal: TBD

Abbreviations Key

N/A Not Applicable N/AV Not Available N/C Not Collected N/R Not Reported I/S Insufficient Sample TBD To be determined
 NI Newly Identified CSI Continuing School Improvement CA Corrective Action RP Plan to Restructure R Restructure DELAY School Improvement Status HOLD School Improvement Status

Sandhills Intermediate [Lexington 4]

SCHOOL PROFILE

	Our School	Change from Last Year	Elementary Schools with Students Like Ours	Median Elementary School
Students (n=531)				
Retention rate	0.4%	Down from 1.4%	2.8%	2.3%
Attendance rate	95.1%	Down from 95.4%	96.1%	96.3%
Eligible for gifted and talented	11.6%	Down from 13.4%	8.9%	10.4%
With disabilities other than speech	17.0%	Up from 15.5%	9.2%	7.5%
Out-of-school suspensions or expulsions for violent &/or criminal offenses	0.2%	Down from 0.5%	0.0%	0.0%
Teachers (n=36)				
Teachers with advanced degrees	55.6%	Up from 47.2%	54.7%	56.7%
Continuing contract teachers	63.9%	Down from 72.2%	78.7%	77.3%
Teachers with emergency or provisional certificates	8.3%	Up from 8.0%	0.0%	0.0%
Teachers returning from previous year	79.6%	Up from 75.2%	86.6%	86.4%
Teacher attendance rate	94.2%	Up from 94.1%	94.8%	94.9%
Average teacher salary	\$40,892	Up 1.0%	\$45,119	\$45,345
Classes not taught by highly qualified teachers	2.5%	Down from 3.1%	0.0%	0.0%
School				
Principal's years at school	1.0	Down from 4.0	4.0	4.0
Student-teacher ratio in core subjects	19.5 to 1	Down from 22.2 to 1	18.5 to 1	18.5 to 1
Prime instructional time	87.4%	Down from 88.5%	89.1%	89.8%
Opportunities in the arts	Good	No Change	Good	Good
SACS accreditation	Yes	No Change	Yes	Yes
Character development program	Good	Down from Excellent	Excellent	Excellent
Dollars spent per pupil*	\$6,959	Up 0.7%	\$7,280	\$7,052
Percent of expenditures for instruction*	61.9%	Up from 61.7%	68.2%	69.1%
Percent of expenditures for teacher salaries*	53.1%	Down from 53.5%	62.7%	64.2%
% of AYP objectives met	52.4%		82.4%	85.7%

* Prior year audited financial data available.

EVALUATION RESULTS

	Teachers	Students*	Parents*
Number of surveys returned	34	228	99
Percent satisfied with learning environment	93.9%	73.0%	72.9%
Percent satisfied with social and physical environment	97.1%	76.1%	77.7%
Percent satisfied with school-home relations	82.4%	79.6%	71.6%

*Only students at the highest elementary school grade level at this school and their parents were included.

REPORT OF PRINCIPAL AND SCHOOL IMPROVEMENT COUNCIL

Sandhills Intermediate School's mission is to "Ensure Every Student's Success" by making the learning needs of students the primary focus of all decisions. During the 2007-2008 school year, our instructional team developed standards-based curriculum and assessments using "essential questions" that were articulated across grades. In addition, each grade-level team developed common diagnostic, formative, and summative assessments to facilitate programmatic improvement. Content-area teams then met weekly to analyze student data to drive instruction. The entire faculty implemented a "Supporting Student Literacy" intervention program during enrichment periods.

Teacher and administrator quality was enhanced by utilizing the instructional coaching model to assist staff with best-practice teaching techniques in literacy and technology. Literacy team meetings were held monthly to enhance the teaching of literacy. The E2T2 grant was awarded to Sandhills Intermediate to fund training for teachers, summer camps for students, and integrative technology across the language arts curriculum for sixth-grade students. In addition, Sandhills Intermediate was awarded a state grant to fund a math coach for the 2008-2009 school year. Ninety-eight percent of our teachers were highly-qualified in 2007-2008 as defined by "No Child Left Behind."

Sandhills Intermediate faculty, staff, and students participated in various initiatives to enhance school climate. These included collaboratively implementing a behavior management system, Positive Behavior Intervention Supports (PBIS), that established common expectations for all students. Active parents established a parent/teacher organization and have plans for involving more families next year. In addition, Sandhills Intermediate students demonstrated their Crocodile Pride by donating over \$5,000 to the Leukemia Society's Pennies for Patients Campaign placing us #12 among all participating schools.

As we move into the 2008-2009 school year, Sandhills Intermediate is committed to continuing to ensure the success of each of our students. Our future goals include utilizing a Response to Intervention model to improve our assistance of at-risk students, utilizing PBIS to enhance school climate and student behavior, and continuing to integrate technology into the curriculum.

Leslie Hightower, Principal
Shannon Maddox, School Improvement Council Chair

Comprehensive detail, including definitions of rating, performance criteria, and explanations of status, is available on www.ed.sc.gov and www.eoc.sc.gov as well as school and school district websites.

Printed versions are available from school districts upon request.

Abbreviations Key

N/A Not Applicable N/AV Not Available N/C Not Collected N/R Not Reported I/S Insufficient Sample TBD To be determined

NI Newly Identified CSI Continuing School Improvement CA Corrective Action RP Plan to Restructure R Restructure DELAY School Improvement Status HOLD School Improvement Status