



# SC Annual School Report Card Summary

Sandhills Elementary

Lexington 4

Grades: 3-4

Enrollment: 474

Principal: Lisa Evans

Superintendent: Dr. Linda Hawkins

Board Chair: Mr. Jim St. Clair

## PERFORMANCE

Comprehensive detail, including definitions of ratings, performance criteria, and explanations of status, is available on [www.ed.sc.gov](http://www.ed.sc.gov) and [www.eoc.sc.gov](http://www.eoc.sc.gov) as well as school and school district websites. Printed versions are available from school districts upon request.

YEAR	ABSOLUTE RATING	GROWTH RATING	PALMETTO GOLD/SILVER AWARD	AYP STATUS	NCLB IMPROVEMENT STATUS
2008	Below Average	Average	TBD	Not Met	N/A
2007	Average	Good	Silver	Not Met	N/A
2006	Average	Good	N/A	Not Met	N/A

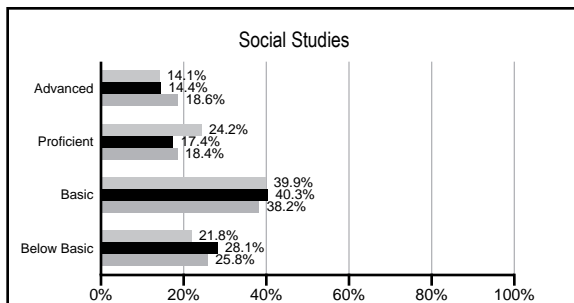
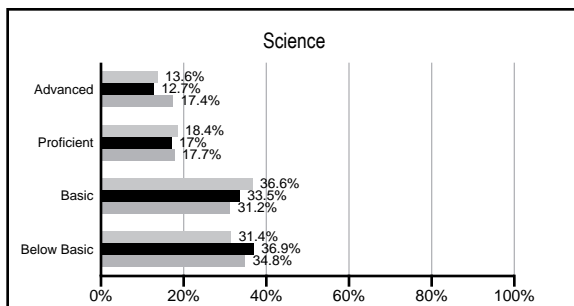
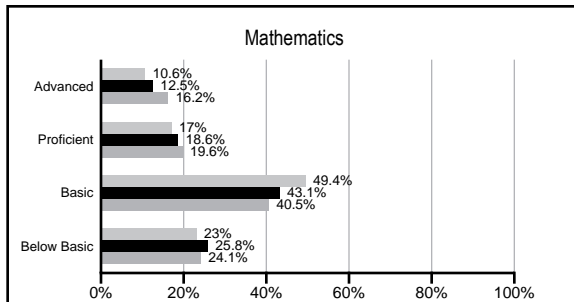
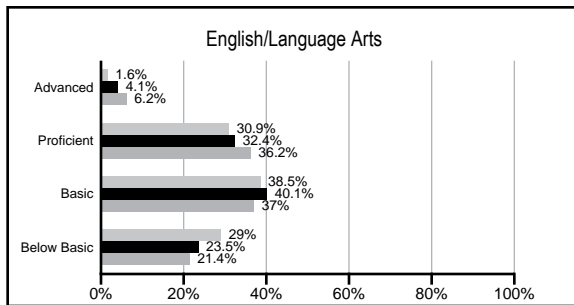
## ABSOLUTE RATINGS OF ELEMENTARY SCHOOLS WITH STUDENTS LIKE OURS\*

EXCELLENT	GOOD	AVERAGE	BELOW AVERAGE	AT-RISK
0	2	37	45	1

\* Ratings are calculated with data available by 02/17/2009. Schools with Students like Ours are Elementary Schools with poverty indices of no more than 5% above or below the index for this school.

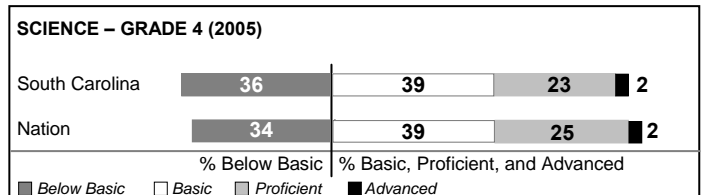
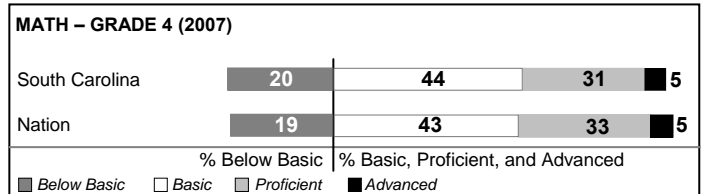
## PACT PERFORMANCE

Our School
  Elementary Schools with Students Like Ours
  Elementary schools statewide



## NAEP PERFORMANCE\*

\* Performance reported for SC and nation, data not available at school level. Percentages at NAEP Achievement Levels.



## SC PERFORMANCE GOAL

2010 Goal:

*By 2010, SC's student achievement will be ranked in the top half of the states nationally. To achieve this goal, we must become one of the fastest improving systems in the country.*

2020 Goal: TBD

### Abbreviations Key

N/A Not Applicable N/AV Not Available N/C Not Collected N/R Not Reported I/S Insufficient Sample TBD To be determined  
 NI Newly Identified CSI Continuing School Improvement CA Corrective Action RP Plan to Restructure R Restructure DELAY School Improvement Status HOLD School Improvement Status

# Sandhills Elementary [Lexington 4]

## SCHOOL PROFILE

	Our School	Change from Last Year	Elementary Schools with Students Like Ours	Median Elementary School
<b>Students (n=474)</b>				
Retention rate	0.0%	Down from 1.3%	2.8%	2.3%
Attendance rate	95.8%	Down from 96.0%	96.0%	96.3%
Eligible for gifted and talented	6.3%	Up from 4.7%	6.5%	10.4%
With disabilities other than speech	15.4%	Up from 15.0%	8.7%	7.5%
Out-of-school suspensions or expulsions for violent &/or criminal offenses	0.0%	No Change	0.0%	0.0%
<b>Teachers (n=31)</b>				
Teachers with advanced degrees	54.8%	Up from 53.1%	52.9%	56.7%
Continuing contract teachers	51.6%	Down from 75.0%	75.8%	77.3%
Teachers with emergency or provisional certificates	0.0%	No Change	0.0%	0.0%
Teachers returning from previous year	85.0%	Down from 86.2%	85.8%	86.4%
Teacher attendance rate	95.2%	Up from 93.5%	94.7%	94.9%
Average teacher salary	\$40,320	Up 2.4%	\$44,466	\$45,345
Classes not taught by highly qualified teachers	0.0%	Down from 4.0%	0.0%	0.0%
<b>School</b>				
Principal's years at school	2.0	Up from 1.0	4.0	4.0
Student-teacher ratio in core subjects	19.8 to 1	Down from 20.7 to 1	18.2 to 1	18.5 to 1
Prime instructional time	88.1%	Up from 87.6%	88.9%	89.8%
Opportunities in the arts	Good	No Change	Good	Good
SACS accreditation	Yes	No Change	Yes	Yes
Character development program	Excellent	Up from Good	Excellent	Excellent
Dollars spent per pupil*	\$6,468	Up 3.3%	\$7,363	\$7,052
Percent of expenditures for instruction*	60.8%	Down from 64.3%	69.1%	69.1%
Percent of expenditures for teacher salaries*	56.6%	Up from 56.0%	63.8%	64.2%
% of AYP objectives met	66.7%		76.9%	85.7%

\* Prior year audited financial data available.

## EVALUATION RESULTS

	Teachers	Students*	Parents*
Number of surveys returned	33	185	120
Percent satisfied with learning environment	97.0%	87.0%	85.7%
Percent satisfied with social and physical environment	100.0%	90.8%	77.5%
Percent satisfied with school-home relations	78.8%	88.6%	82.4%

\*Only students at the highest elementary school grade level at this school and their parents were included.

## REPORT OF PRINCIPAL AND SCHOOL IMPROVEMENT COUNCIL

Sandhills Elementary School serves approximately 470 students in grades three and four. In order to meet the needs of all students, we offer special education, academic, and artistically gifted and talented classes, as well as academic assistance computer labs, and targeted interventions for students. Instructional programs include looping and special education inclusion.

"Shaping Every Student for Success" is our motto and drives our mission to establish high standards by creating a learning environment that ensures students perform at the highest level.

As we continue to create professional learning communities within our school, we have collaboratively created curriculum maps and common assessments in all content areas. Teams of teachers meet weekly to discuss curriculum and to analyze student data.

Through a State Improvement grant, our school will be in our third year of Positive Behavior Intervention and Support (PBIS). We have established school-wide procedures and use respect rings, Bearcat Bucks, and the school store to recognize positive student behavior. Sandhills Bearcats respect learning, themselves, their school, and others.

Our efforts to involve parents, community, and all stakeholders in our school included providing Lunch 'n Learn in areas of reading, math, and assessment; an expanded Career Week; and a Parent Resource room available for meetings, internet use, and parenting information/books.

Our school received the Palmetto Silver Award from the State Department of Education for the second year based on an increase in schoolwide PACT scores and high teacher and student attendance rates. To focus on literacy and technology, the award will be used for SMARTBoards and instructional materials for reading.

Challenges and priorities ahead for our school community include providing students with academic support through appropriate interventions; increasing use of technology; and providing expanded opportunities for parent involvement through our I Care program. We will continue to target literacy and to provide opportunities for authentic reading and writing in all areas.

The Sandhills Elementary staff and School Improvement Council look forward to working with students, parents, and the community to make our school the very best that it can be.

Shelley Spires, School Improvement Council Chair  
Lisa Evans, Principal

Comprehensive detail, including definitions of rating, performance criteria, and explanations of status, is available on [www.ed.sc.gov](http://www.ed.sc.gov) and [www.eoc.sc.gov](http://www.eoc.sc.gov) as well as school and school district websites.

Printed versions are available from school districts upon request.

### Abbreviations Key

N/A Not Applicable N/AV Not Available N/C Not Collected N/R Not Reported I/S Insufficient Sample TBD To be determined

NI Newly Identified CSI Continuing School Improvement CA Corrective Action RP Plan to Restructure R Restructure DELAY School Improvement Status HOLD School Improvement Status