



SC Annual School Report Card Summary

Batesburg-Leesville Elementary
Lexington 3
Grades: 3-5 Enrollment: 446
Principal: Dr. Darlene Stephens
Superintendent: Dr. William M. Gummerson
Board Chair: Billy Berry

PERFORMANCE

Comprehensive detail, including definitions of ratings, performance criteria, and explanations of status, is available on www.ed.sc.gov and www.eoc.sc.gov as well as school and school district websites. Printed versions are available from school districts upon request.

YEAR	ABSOLUTE RATING	GROWTH RATING	PALMETTO GOLD/SILVER AWARD	AYP STATUS	NCLB IMPROVEMENT STATUS
2008	Below Average	Below Average	TBD	Not Met	R
2007	Below Average	At-Risk	N/A	Not Met	RP
2006	Average	At-Risk	N/A	Not Met	CA

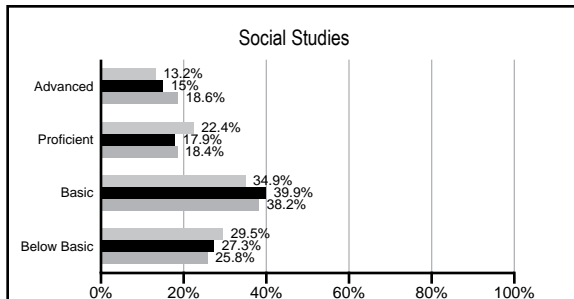
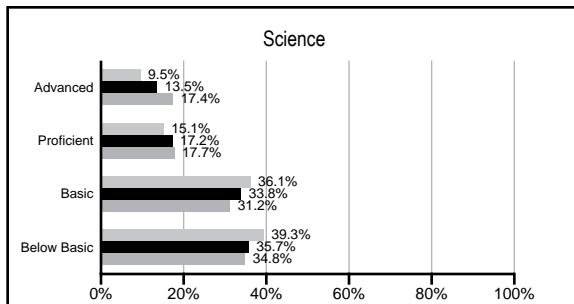
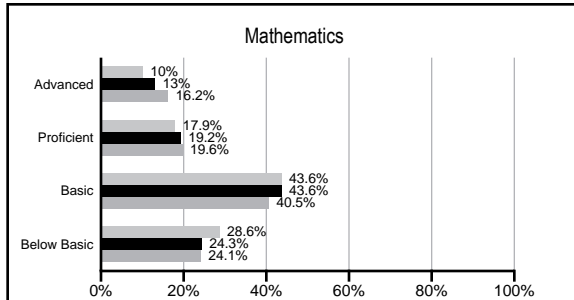
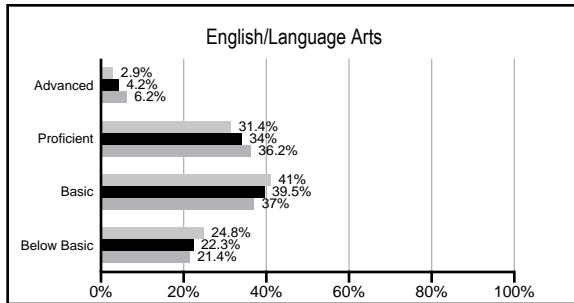
ABSOLUTE RATINGS OF ELEMENTARY SCHOOLS WITH STUDENTS LIKE OURS*

EXCELLENT	GOOD	AVERAGE	BELOW AVERAGE	AT-RISK
0	4	44	41	1

* Ratings are calculated with data available by 02/17/2009. Schools with Students like Ours are Elementary Schools with poverty indices of no more than 5% above or below the index for this school.



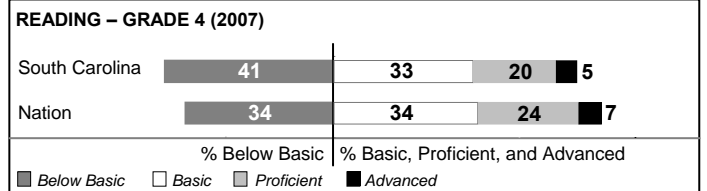
PACT PERFORMANCE

Our School
 Elementary Schools with Students Like Ours
 Elementary schools statewide



NAEP PERFORMANCE*

* Performance reported for SC and nation, data not available at school level. Percentages at NAEP Achievement Levels.



SC PERFORMANCE GOAL

2010 Goal:

By 2010, SC's student achievement will be ranked in the top half of the states nationally. To achieve this goal, we must become one of the fastest improving systems in the country.

2020 Goal: TBD

Abbreviations Key

N/A Not Applicable N/AV Not Available N/C Not Collected N/R Not Reported I/S Insufficient Sample TBD To be determined
 NI Newly Identified CSI Continuing School Improvement CA Corrective Action RP Plan to Restructure R Restructure DELAY School Improvement Status HOLD School Improvement Status

Batesburg-Leesville Elementary [Lexington 3]

SCHOOL PROFILE

	Our School	Change from Last Year	Elementary Schools with Students Like Ours	Median Elementary School
Students (n=446)				
Retention rate	1.8%	Down from 2.8%	2.7%	2.3%
Attendance rate	96.2%	Down from 96.4%	96.1%	96.3%
Eligible for gifted and talented	12.6%	No Change	9.2%	10.4%
With disabilities other than speech	11.7%	Up from 7.8%	8.7%	7.5%
Out-of-school suspensions or expulsions for violent &/or criminal offenses	0.0%	Down from 0.2%	0.0%	0.0%
Teachers (n=33)				
Teachers with advanced degrees	57.6%	Up from 45.7%	56.5%	56.7%
Continuing contract teachers	90.9%	Down from 91.4%	80.0%	77.3%
Teachers with emergency or provisional certificates	0.0%	No Change	0.0%	0.0%
Teachers returning from previous year	95.3%	Up from 93.4%	87.0%	86.4%
Teacher attendance rate	95.3%	Down from 96.1%	94.8%	94.9%
Average teacher salary	\$47,012	Up 5.4%	\$45,266	\$45,345
Classes not taught by highly qualified teachers	0.0%	No Change	0.0%	0.0%
School				
Principal's years at school	4.0	Up from 3.0	4.0	4.0
Student-teacher ratio in core subjects	18.4 to 1	Up from 15.4 to 1	18.5 to 1	18.5 to 1
Prime instructional time	90.1%	Down from 90.7%	89.4%	89.8%
Opportunities in the arts	Good	No Change	Good	Good
SACS accreditation	Yes	No Change	Yes	Yes
Character development program	Good	Down from Excellent	Excellent	Excellent
Dollars spent per pupil*	\$8,409	Up 10.7%	\$6,959	\$7,052
Percent of expenditures for instruction*	64.0%	Up from 63.2%	68.7%	69.1%
Percent of expenditures for teacher salaries*	52.1%	Down from 61.4%	64.7%	64.2%
% of AYP objectives met	66.7%		85.7%	85.7%

* Prior year audited financial data available.

EVALUATION RESULTS

	Teachers	Students*	Parents*
Number of surveys returned	34	124	76
Percent satisfied with learning environment	70.6%	83.9%	72.4%
Percent satisfied with social and physical environment	88.2%	82.1%	76.0%
Percent satisfied with school-home relations	85.3%	89.5%	77.0%

*Only students at the highest elementary school grade level at this school and their parents were included.

REPORT OF PRINCIPAL AND SCHOOL IMPROVEMENT COUNCIL

It has been a successful school year at Batesburg-Leesville Elementary (BLES). The BLES learning community continues its efforts to prepare students to be productive citizens and lifelong learners.

This year, students, teachers, staff, and the greater community focused on a positive character trait of the month and recognized students who exhibited good character. The USDA awarded BLES the HealthierUS Silver Award for our special attention on proper nutrition and exercise. We strengthened our environmental dedication through recycling and "clean-up" activities. We began a South Carolina Butterfly Garden with vermin composting area. In addition to being named a "Take Pride in America" school, Lexington County Soil and Water Conservation District named two of our teachers Conservation Teacher of the Year for Lexington County.

Academically, we continue to use Measures of Academic Progress (MAP) to gage our instruction and adjust it for improvement throughout the year. BLES students made significant gains on MAP this year. We attribute this to our teachers and students becoming more experienced and knowledgeable of differentiated instruction. Our PTO worked with the school's administration to provide rewards for students who achieved academic success throughout the school year. In science, our teachers increased time spent on hands-on lab experiments. Many of our students participated in the USC Regional Science Fair, where six won awards. In English Language Arts, our teachers focused on the study of Balanced Literacy and implemented Thinking Maps in all classes. We set aside time for an enrichment block to focus on students' weaknesses in reading. In math, teachers visited other schools to learn more about hands-on differentiated instruction and plan to implement much of what we learned in our math classes in the coming school year.

The school continues to improve its relationship with parents and the greater community through business partnerships, School Improvement Council, PTO, the mentoring program, and reading buddies. This year, BLES has improved its commitment to prepare students to contribute through both service and academics to our world.

Dr. Darlene Stephens, Principal
Mrs. Janice Kneee, School Improvement Council Chairperson

Comprehensive detail, including definitions of rating, performance criteria, and explanations of status, is available on www.ed.sc.gov and www.eoc.sc.gov as well as school and school district websites.

Printed versions are available from school districts upon request.

Abbreviations Key

N/A Not Applicable N/AV Not Available N/C Not Collected N/R Not Reported I/S Insufficient Sample TBD To be determined
NI Newly Identified CSI Continuing School Improvement CA Corrective Action RP Plan to Restructure R Restructure DELAY School Improvement Status HOLD School Improvement Status