



SC Annual School Report Card Summary

Herbert A Wood Elementary
Lexington 2
Grades: 2-5 Enrollment: 519
Principal: Vicki J. Trauffer, Ph.D.
Superintendent: Dr. Venus Holland
Board Chair: Beth Branham

PERFORMANCE

Comprehensive detail, including definitions of ratings, performance criteria, and explanations of status, is available on www.ed.sc.gov and www.eoc.sc.gov as well as school and school district websites. Printed versions are available from school districts upon request.

YEAR	ABSOLUTE RATING	GROWTH RATING	PALMETTO GOLD/SILVER AWARD	AYP STATUS	NCLB IMPROVEMENT STATUS
2008	Average	Below Average	TBD	Not Met	CA
2007	Average	Good	Silver	Not Met	CSI
2006	Average	Good	N/A	Not Met	NI

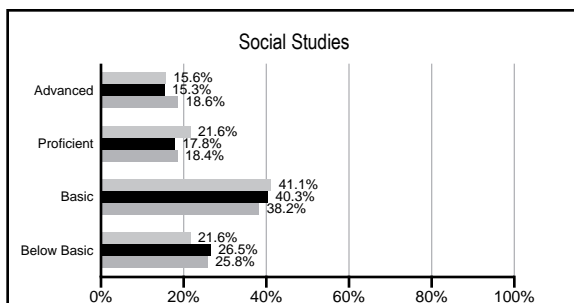
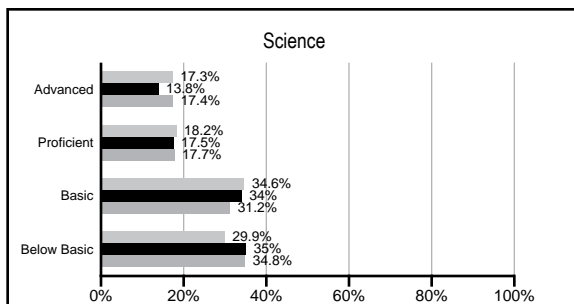
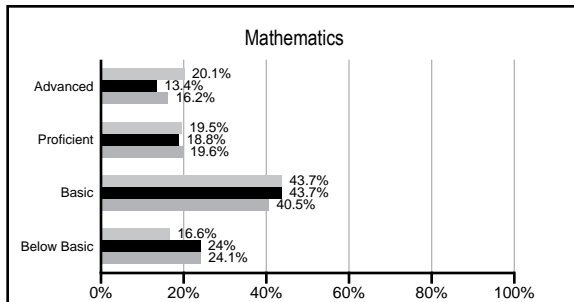
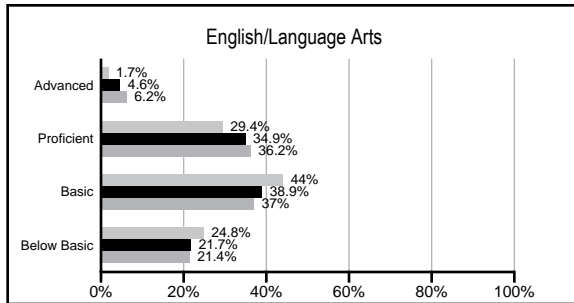
ABSOLUTE RATINGS OF ELEMENTARY SCHOOLS WITH STUDENTS LIKE OURS*

EXCELLENT	GOOD	AVERAGE	BELOW AVERAGE	AT-RISK
0	3	50	35	1

* Ratings are calculated with data available by 02/17/2009. Schools with Students like Ours are Elementary Schools with poverty indices of no more than 5% above or below the index for this school.


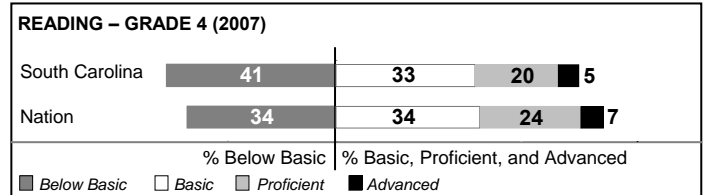
PACT PERFORMANCE

Our School
 Elementary Schools with Students Like Ours
 Elementary schools statewide



NAEP PERFORMANCE*

* Performance reported for SC and nation, data not available at school level. Percentages at NAEP Achievement Levels.



SC PERFORMANCE GOAL

2010 Goal:

By 2010, SC's student achievement will be ranked in the top half of the states nationally. To achieve this goal, we must become one of the fastest improving systems in the country.

2020 Goal: TBD

Abbreviations Key

N/A Not Applicable N/AV Not Available N/C Not Collected N/R Not Reported I/S Insufficient Sample TBD To be determined
 NI Newly Identified CSI Continuing School Improvement CA Corrective Action RP Plan to Restructure R Restructure DELAY School Improvement Status HOLD School Improvement Status

Herbert A Wood Elementary [Lexington 2]

SCHOOL PROFILE

	Our School	Change from Last Year	Elementary Schools with Students Like Ours	Median Elementary School
Students (n=519)				
Retention rate	1.4%	No Change	2.8%	2.3%
Attendance rate	96.4%	Up from 96.2%	96.1%	96.3%
Eligible for gifted and talented	15.8%	Up from 13.2%	9.4%	10.4%
With disabilities other than speech	6.1%	Down from 7.6%	8.7%	7.5%
Out-of-school suspensions or expulsions for violent &/or criminal offenses	0.2%	Up from 0.0%	0.0%	0.0%
Teachers (n=35)				
Teachers with advanced degrees	54.3%	Up from 48.6%	57.4%	56.7%
Continuing contract teachers	74.3%	Up from 68.6%	80.3%	77.3%
Teachers with emergency or provisional certificates	0.0%	No Change	0.0%	0.0%
Teachers returning from previous year	75.4%	Down from 80.1%	86.7%	86.4%
Teacher attendance rate	95.8%	Up from 94.6%	94.7%	94.9%
Average teacher salary	\$41,325	Up 6.0%	\$45,332	\$45,345
Classes not taught by highly qualified teachers	0.0%	Down from 3.9%	0.0%	0.0%
School				
Principal's years at school	4.0	Up from 3.0	4.0	4.0
Student-teacher ratio in core subjects	20.2 to 1	Up from 19.6 to 1	18.5 to 1	18.5 to 1
Prime instructional time	91.1%	Up from 90.3%	89.4%	89.8%
Opportunities in the arts	Good	No Change	Good	Good
SACS accreditation	Yes	No Change	Yes	Yes
Character development program	Excellent	No Change	Excellent	Excellent
Dollars spent per pupil*	\$6,140	Up 13.3%	\$6,897	\$7,052
Percent of expenditures for instruction*	73.3%	Down from 76.0%	68.9%	69.1%
Percent of expenditures for teacher salaries*	68.5%	Down from 70.0%	65.0%	64.2%
% of AYP objectives met	89.5%		86.7%	85.7%

* Prior year audited financial data available.

EVALUATION RESULTS

	Teachers	Students*	Parents*
Number of surveys returned	38	105	97
Percent satisfied with learning environment	92.1%	85.4%	92.7%
Percent satisfied with social and physical environment	86.8%	88.5%	91.6%
Percent satisfied with school-home relations	76.3%	85.7%	91.7%

*Only students at the highest elementary school grade level at this school and their parents were included.

REPORT OF PRINCIPAL AND SCHOOL IMPROVEMENT COUNCIL

Herbert A. Wood Elementary continued to provide exceptional programs and opportunities to enable all students to experience success throughout the 2007–2008 school year. Because of the efforts of our staff, parents, and students, Wood Elementary received the Palmetto Silver Award for the second consecutive year. We are proud of the academic growth our students have made.

During the 2007-2008 school year, we implemented several school-wide programs to enhance our academic instruction. Teachers and teacher assistants provided differentiated instruction to small groups of students in our T.E.A.M. (Time room using the responsive teaching cycle). Our partnerships with the University of South Carolina and Midlands Technical College offered valuable opportunities to work with practicum students. Mad Science of Columbia provided after-school programs throughout the year and an Exploration Day, filled with standards-based, fun, and hands-on science activities for every student at Wood. Wood Elementary has been recognized by Columbia Mayor Bob Coble as the first school in South Carolina to form a school-wide partnership with Caroline Bennett, author of Charley's Columbia Backyard. Our students have the unique opportunity to complete "Charley's Checklist" through participation in field trips and experiences that the school provides. Our third-grade students were Math Pen Pals with students at USC throughout the school year. The students wrote math problems for one another to solve. This experience was beneficial for the students at Wood Elementary and USC. Our students understand the importance of taking care of our environment through a recycling grant from DHEC this year. Our fifth-grade students participated in our very first Science Fair.

Our parent involvement program continues to be an essential part of our school. Parents and grandparents participated in activities such as Books and Breakfast, Grandparents Breakfast, Reading Prize Patrol, Math Prize Patrol, "Parenting Now" classes, Kaleidoscope of the Arts, Holiday Shop, Career Day, Mad Science activities, and Field Day. Wood Elementary, along with three other elementary schools in Lexington Two, hosted an informative workshop for parents and educators presented by Jim Trelease, author of The Read-Aloud Handbook.

Our teachers participated in several staff development opportunities, including two book studies, data-analysis days, and weekly collaborative planning around student data with the math and literacy coaches. We worked to establish positive relationships with students as a basis for meeting their educational needs. As a Professional Learning Community, we are committed to learn and grow together, as we work toward our school mission to equip students with the knowledge, strength of character, and desire for learning in order to embrace the past, achieve in the present, and build for the future.

Shara Freeman, School Improvement Council Chair
Vicki J. Trauffer, Ph.D., Principal

Comprehensive detail, including definitions of rating, performance criteria, and explanations of status, is available on www.ed.sc.gov and www.eoc.sc.gov as well as school and school district websites.

Printed versions are available from school districts upon request.

Abbreviations Key

N/A Not Applicable N/AV Not Available N/C Not Collected N/R Not Reported I/S Insufficient Sample TBD To be determined
NI Newly Identified CSI Continuing School Improvement CA Corrective Action RP Plan to Restructure R Restructure DELAY School Improvement Status HOLD School Improvement Status