



SC Annual School Report Card Summary

Claude A Taylor Elementary
Lexington 2
Grades: PK-5 Enrollment: 392
Principal: Dr. Tracy Johnson
Superintendent: Dr. Venus Holland
Board Chair: Beth Branham

PERFORMANCE

Comprehensive detail, including definitions of ratings, performance criteria, and explanations of status, is available on www.ed.sc.gov and www.eoc.sc.gov as well as school and school district websites. Printed versions are available from school districts upon request.

YEAR	ABSOLUTE RATING	GROWTH RATING	PALMETTO GOLD/SILVER AWARD	AYP STATUS	NCLB IMPROVEMENT STATUS
2008	Average	Average	TBD	Not Met	N/A
2007	Average	Good	Gold	Met	N/A
2006	Average	Excellent	N/A	Met	N/A

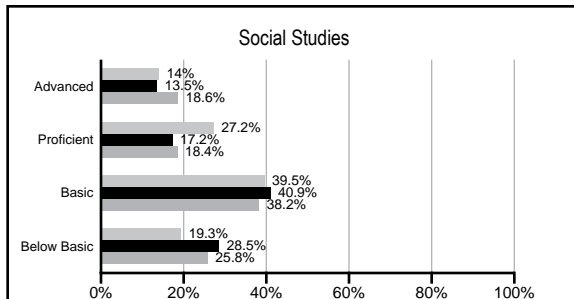
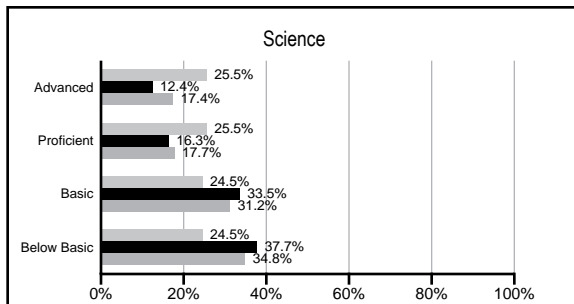
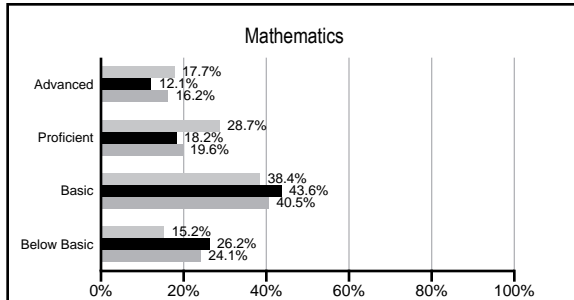
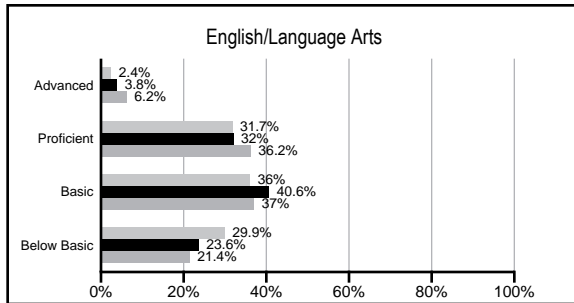
ABSOLUTE RATINGS OF ELEMENTARY SCHOOLS WITH STUDENTS LIKE OURS*

EXCELLENT	GOOD	AVERAGE	BELOW AVERAGE	AT-RISK
0	2	34	49	2

* Ratings are calculated with data available by 02/17/2009. Schools with Students like Ours are Elementary Schools with poverty indices of no more than 5% above or below the index for this school.

PACT PERFORMANCE

Our School
 Elementary Schools with Students Like Ours
 Elementary schools statewide



NAEP PERFORMANCE*

* Performance reported for SC and nation, data not available at school level. Percentages at NAEP Achievement Levels.



SC PERFORMANCE GOAL

2010 Goal:

By 2010, SC's student achievement will be ranked in the top half of the states nationally. To achieve this goal, we must become one of the fastest improving systems in the country.

2020 Goal: TBD

Abbreviations Key

N/A Not Applicable N/AV Not Available N/C Not Collected N/R Not Reported I/S Insufficient Sample TBD To be determined
 NI Newly Identified CSI Continuing School Improvement CA Corrective Action RP Plan to Restructure R Restructure DELAY School Improvement Status HOLD School Improvement Status

Claude A Taylor Elementary [Lexington 2]

SCHOOL PROFILE

	Our School	Change from Last Year	Elementary Schools with Students Like Ours	Median Elementary School
Students (n=392)				
Retention rate	4.0%	Up from 2.1%	2.8%	2.3%
Attendance rate	96.0%	Down from 96.2%	96.0%	96.3%
Eligible for gifted and talented	13.8%	Up from 10.5%	6.5%	10.4%
With disabilities other than speech	7.3%	Up from 4.6%	8.8%	7.5%
Out-of-school suspensions or expulsions for violent &/or criminal offenses	1.3%	Down from 2.1%	0.0%	0.0%
Teachers (n=31)				
Teachers with advanced degrees	74.2%	Up from 67.7%	54.1%	56.7%
Continuing contract teachers	90.3%	Up from 87.1%	75.0%	77.3%
Teachers with emergency or provisional certificates	0.0%	No Change	0.0%	0.0%
Teachers returning from previous year	87.5%	Up from 85.2%	85.7%	86.4%
Teacher attendance rate	95.1%	Down from 96.9%	94.7%	94.9%
Average teacher salary	\$47,392	Up 6.6%	\$44,473	\$45,345
Classes not taught by highly qualified teachers	0.0%	No Change	0.0%	0.0%
School				
Principal's years at school	4.0	Up from 3.0	4.0	4.0
Student-teacher ratio in core subjects	16.1 to 1	Down from 17.4 to 1	18.1 to 1	18.5 to 1
Prime instructional time	89.8%	Down from 92.2%	88.9%	89.8%
Opportunities in the arts	Good	No Change	Good	Good
SACS accreditation	Yes	No Change	Yes	Yes
Character development program	Excellent	No Change	Excellent	Excellent
Dollars spent per pupil*	\$8,074	Up 10.0%	\$7,309	\$7,052
Percent of expenditures for instruction*	72.7%	Down from 74.8%	69.1%	69.1%
Percent of expenditures for teacher salaries*	70.3%	Down from 72.4%	63.9%	64.2%
% of AYP objectives met	88.2%		76.9%	85.7%

* Prior year audited financial data available.

EVALUATION RESULTS

	Teachers	Students*	Parents*
Number of surveys returned	31	58	46
Percent satisfied with learning environment	100.0%	77.6%	95.5%
Percent satisfied with social and physical environment	100.0%	77.6%	86.7%
Percent satisfied with school-home relations	86.7%	84.5%	91.3%

*Only students at the highest elementary school grade level at this school and their parents were included.

REPORT OF PRINCIPAL AND SCHOOL IMPROVEMENT COUNCIL

It is the mission of C.A. Taylor Elementary School to grow Palmetto's Finest, one student at a time. The Taylor school and community family wholeheartedly embraced this mission during the 2007–2008 school year. As a result, the year was marked with a plethora of academic successes.

Like the past three years, the school year began with the SDE commissioning Taylor Elementary as one of only five Lexington Two schools to satisfactorily meet all 17 of its AYP performance and participation testing objectives. Taylor Elementary also claimed victory in the District's Fourth Grade Math Bowl competition. Additionally, a fifth-grade student at Taylor won the Lieutenant Governors' Writing Contest. A monumental accolade came in November 2007 when the chief officers of the SDE named C.A. Taylor a Palmetto Silver School for its exemplary achievement in successfully working with historically underachieving groups of students to include minority students and those who qualify for free/reduced lunch fees. Finally, for the first time ever, Taylor was recognized by the Education Oversight Committee for closing the Achievement Gap in Mathematics in April 2008. The Taylor stakeholders continue to attribute these accomplishments to its steadfast commitment to using an abundance of data to make informed instructional decisions, setting SMART goals, and working effectively as teams, while also working as a true Professional Learning Community.

New initiatives for the 2007–2008 school year include: (1) Implementing a primary Science Lab; (2) debuting a third grade SMART (Start Making A Reader Today) Room to continue to foster reading; (3) mounting LCD projectors in classrooms to continue to assist with conveying curriculum via technology; (4) continuing to enhance the media collection for CD4 and 5K students, implementing a flexible schedule, and unveiling the BioCheck check out system in the Media Center; (5) providing families with subscriptions to The State newspaper in an effort to increase print in the homes; (6) enhancing and reorganizing PACT CAMP with the assistance of three PACT Coaches to help prepare our students for the 2008 PACT; (7) unveiling our Outdoor Fitness Complex; (8) hosting an intermediate Game Club and Etiquette Club; (9) establishing a partnership with the USC Spanish House; (10) and implementing a Math Monday Club and a Masters of Mathematics Club.

The SIC and P.T.A. continue to support and provide meaningful activities to foster the Taylor learning community. Both school governance organizations supported a well-attended community carnival, family circus, and family math and science nights. Additionally, the SIC sponsored an Etiquette Club for 4th and 5th-grade students in an effort to increase self-confidence and awareness. The P.T.A. continues to honor its commitment to reading by purchasing an abundance of nonfiction, leveled texts to support the third-grade curriculum in science and social studies.

As we look toward the future, we are excited to be piloting a No Excuse Words concept for Spelling in the 2008–2009 school year to enhance writing-across-the-curriculum.

M. Heyward-Evans, Principal
J. Millard, SIC Chair

Comprehensive detail, including definitions of rating, performance criteria, and explanations of status, is available on www.ed.sc.gov and www.eoc.sc.gov as well as school and school district websites.

Printed versions are available from school districts upon request.

Abbreviations Key

N/A Not Applicable N/AV Not Available N/C Not Collected N/R Not Reported I/S Insufficient Sample TBD To be determined

NI Newly Identified CSI Continuing School Improvement CA Corrective Action RP Plan to Restructure R Restructure DELAY School Improvement Status HOLD School Improvement Status