



SC Annual School Report Card Summary

Pineview Elementary
Lexington 2
Grades: K-5 Enrollment: 526
Principal: Mrs. Cynthia Stiltner
Superintendent: Dr. Venus Holland
Board Chair: Beth Branham

PERFORMANCE

Comprehensive detail, including definitions of ratings, performance criteria, and explanations of status, is available on www.ed.sc.gov and www.eoc.sc.gov as well as school and school district websites. Printed versions are available from school districts upon request.

YEAR	ABSOLUTE RATING	GROWTH RATING	PALMETTO GOLD/SILVER AWARD	AYP STATUS	NCLB IMPROVEMENT STATUS
2008	Good	At-Risk	TBD	Not Met	N/A
2007	Good	Below Average	N/A	Met	N/A
2006	Good	Below Average	N/A	Not Met	N/A

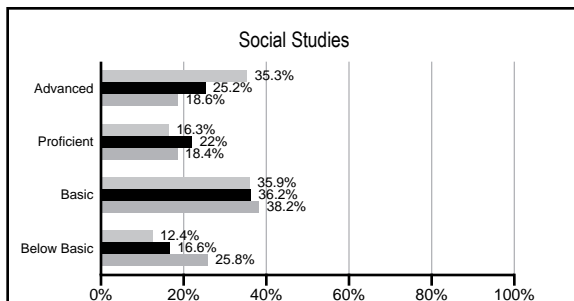
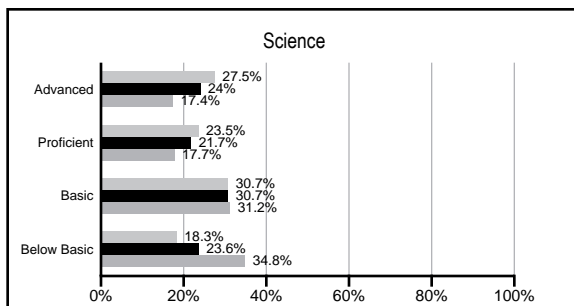
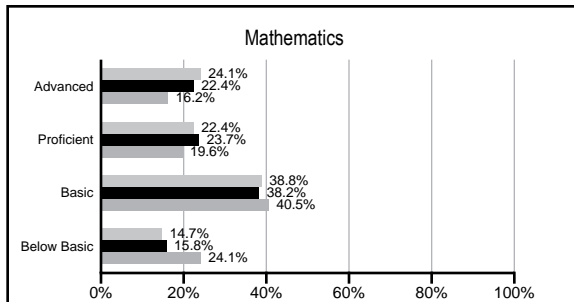
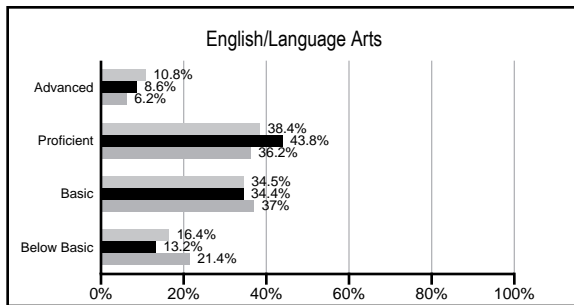
ABSOLUTE RATINGS OF ELEMENTARY SCHOOLS WITH STUDENTS LIKE OURS*

EXCELLENT	GOOD	AVERAGE	BELOW AVERAGE	AT-RISK
4	30	49	1	0

* Ratings are calculated with data available by 02/17/2009. Schools with Students like Ours are Elementary Schools with poverty indices of no more than 5% above or below the index for this school.


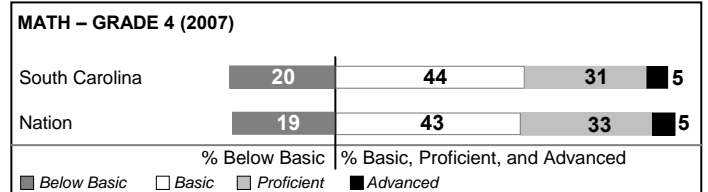
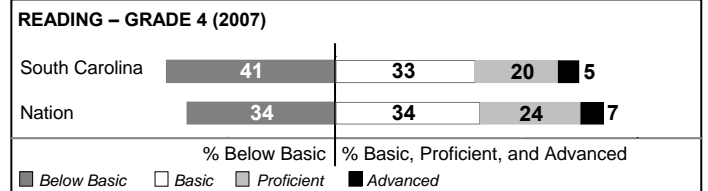
PACT PERFORMANCE

Our School
 Elementary Schools with Students Like Ours
 Elementary schools statewide



NAEP PERFORMANCE*

* Performance reported for SC and nation, data not available at school level. Percentages at NAEP Achievement Levels.



SC PERFORMANCE GOAL

2010 Goal:

By 2010, SC's student achievement will be ranked in the top half of the states nationally. To achieve this goal, we must become one of the fastest improving systems in the country.

2020 Goal: TBD

Abbreviations Key

N/A Not Applicable N/AV Not Available N/C Not Collected N/R Not Reported I/S Insufficient Sample TBD To be determined
 NI Newly Identified CSI Continuing School Improvement CA Corrective Action RP Plan to Restructure R Restructure DELAY School Improvement Status HOLD School Improvement Status

Pineview Elementary [Lexington 2]

SCHOOL PROFILE

	Our School	Change from Last Year	Elementary Schools with Students Like Ours	Median Elementary School
Students (n=526)				
Retention rate	0.9%	Down from 2.2%	1.7%	2.3%
Attendance rate	96.1%	Down from 96.3%	96.7%	96.3%
Eligible for gifted and talented	28.9%	Up from 24.6%	18.3%	10.4%
With disabilities other than speech	6.3%	Down from 6.4%	6.4%	7.5%
Out-of-school suspensions or expulsions for violent &/or criminal offenses	0.0%	Down from 1.3%	0.0%	0.0%
Teachers (n=33)				
Teachers with advanced degrees	60.6%	Down from 64.7%	60.7%	56.7%
Continuing contract teachers	97.0%	Up from 88.2%	78.9%	77.3%
Teachers with emergency or provisional certificates	0.0%	No Change	0.0%	0.0%
Teachers returning from previous year	87.8%	Down from 91.7%	87.6%	86.4%
Teacher attendance rate	93.6%	Down from 95.7%	95.0%	94.9%
Average teacher salary	\$49,458	Up 5.9%	\$46,415	\$45,345
Classes not taught by highly qualified teachers	0.0%	Down from 1.3%	0.0%	0.0%
School				
Principal's years at school	1.0	No Change	3.0	4.0
Student-teacher ratio in core subjects	21.4 to 1	Up from 19.0 to 1	19.7 to 1	18.5 to 1
Prime instructional time	88.9%	Down from 90.9%	90.3%	89.8%
Opportunities in the arts	Good	No Change	Good	Good
SACS accreditation	Yes	No Change	Yes	Yes
Character development program	Good	Down from Excellent	Excellent	Excellent
Dollars spent per pupil*	\$6,402	Down 4.0%	\$6,469	\$7,052
Percent of expenditures for instruction*	72.3%	Up from 72.2%	70.6%	69.1%
Percent of expenditures for teacher salaries*	70.1%	Down from 70.3%	66.9%	64.2%
% of AYP objectives met	88.2%		90.5%	85.7%

* Prior year audited financial data available.

EVALUATION RESULTS

	Teachers	Students*	Parents*
Number of surveys returned	31	74	34
Percent satisfied with learning environment	93.5%	89.0%	96.9%
Percent satisfied with social and physical environment	90.3%	87.8%	91.2%
Percent satisfied with school-home relations	96.6%	85.1%	91.2%

*Only students at the highest elementary school grade level at this school and their parents were included.

REPORT OF PRINCIPAL AND SCHOOL IMPROVEMENT COUNCIL

Pineview Elementary experienced a busy school year during 2007-2008. The new initiatives that were begun in 2006-2007 continued with much success. Panther Roar continued with great parent and staff support as we celebrated student achievement at the end of each nine-week period. Two reading initiatives encouraged daily reading with several incentives for students who met their goal. Celebration Days rewarded classes for attendance. The summer of 2007 was the first year for the Summer Reading Caravan, which took new books to our neighborhoods for students to read during the summer. This allowed our staff to greet new families to our school community and keep in touch with returning students. Community outreach programs included our Halloween Hike, Walk with Your Child to School, Jump Rope for Heart, Veteran's Day program, Spring Fling, and "Puttin on the Hits". These events invited community members to participate in the school community as an invited guest.

For the second year in a row, the Pineview School Improvement Council was a Riley Award Finalist. The Riley Award recognizes the work of exemplary School Improvement Councils. As part of the application, the SIC provided evidence of work to encourage student recognition, healthy learners, and community outreach. Pineview was one of five finalists.

Pineview Elementary was also recognized by the S.C. Education Oversight Committee for closing the Achievement Gap for historically underachieving students on the 2007 PACT. Our school was one of 141 out of 920 schools across the state eligible for this recognition. We are pleased that Pineview met each AYP objective for 2006-07. AYP is a national measure legislated from No Child Left Behind.

As we celebrate this year of accomplishments, we continue to seek new ways to provide instruction to a wide range of learning styles and ability levels. Classroom teachers have increasingly worked as a team to assess student learning and try various methods to reach each student's instructional needs. A Compass Learning lab was started for specific students to target individual academic weaknesses. Students attended the lab during the "before school time" in the morning. Many students also worked on Compass Learning during their scheduled computer time during the school day. The PAW Club provided after school tutoring for grade-five students. Literacy groups and other methods of small group instruction were used in most classrooms.

We would certainly be remiss if we did not thank the dedicated teachers and parents who work closely together to ensure that each student at Pineview does his or her best. It is through their efforts that Pineview continues to achieve success.

Miley H. Rhodes, Interim Principal
Tim Fitzgerald, SIC Chairperson

Comprehensive detail, including definitions of rating, performance criteria, and explanations of status, is available on www.ed.sc.gov and www.eoc.sc.gov as well as school and school district websites.

Printed versions are available from school districts upon request.

Abbreviations Key

N/A Not Applicable N/AV Not Available N/C Not Collected N/R Not Reported I/S Insufficient Sample TBD To be determined

NI Newly Identified CSI Continuing School Improvement CA Corrective Action RP Plan to Restructure R Restructure DELAY School Improvement Status HOLD School Improvement Status