



SC Annual School Report Card Summary

George I Pair Elementary
 Lexington 2
 Grades: PK-5
 Principal: Gale Whitfield
 Superintendent: Dr. Venus Holland
 Board Chair: Beth Branham

Enrollment: 383

PERFORMANCE

Comprehensive detail, including definitions of ratings, performance criteria, and explanations of status, is available on www.ed.sc.gov and www.eoc.sc.gov as well as school and school district websites. Printed versions are available from school districts upon request.

YEAR	ABSOLUTE RATING	GROWTH RATING	PALMETTO GOLD/SILVER AWARD	AYP STATUS	NCLB IMPROVEMENT STATUS
2008	Below Average	At-Risk	TBD	Not Met	CSI
2007	Below Average	Below Average	N/A	Not Met	NI
2006	Below Average	At-Risk	N/A	Not Met	N/A

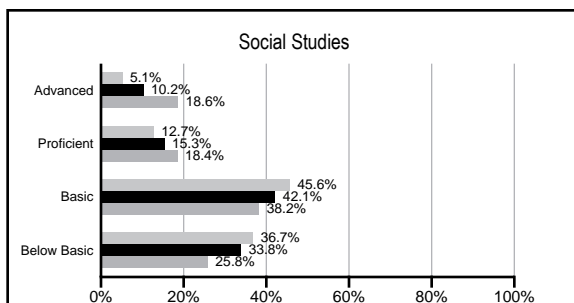
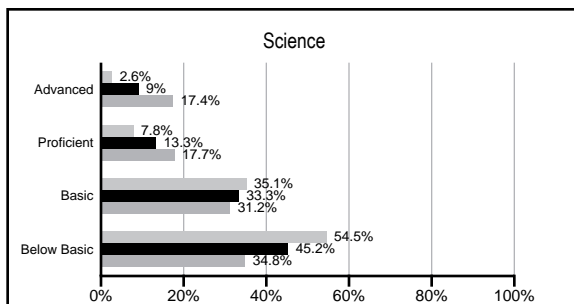
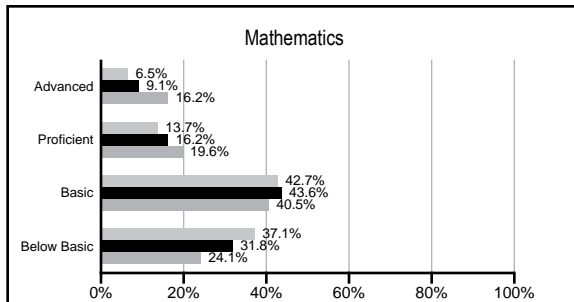
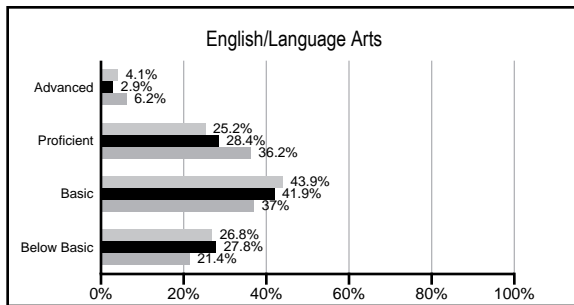
ABSOLUTE RATINGS OF ELEMENTARY SCHOOLS WITH STUDENTS LIKE OURS*

EXCELLENT	GOOD	AVERAGE	BELOW AVERAGE	AT-RISK
0	0	18	61	14

* Ratings are calculated with data available by 02/17/2009. Schools with Students like Ours are Elementary Schools with poverty indices of no more than 5% above or below the index for this school.

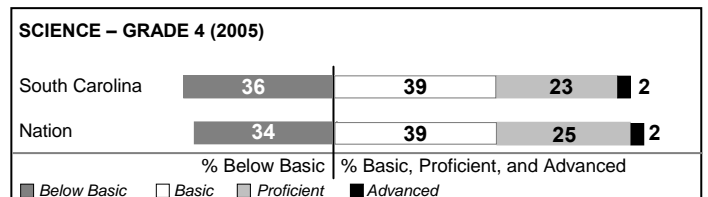
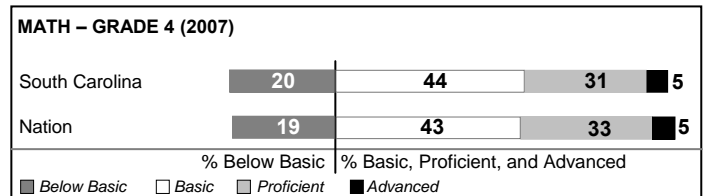

PACT PERFORMANCE

Our School
 Elementary Schools with Students Like Ours
 Elementary schools statewide



NAEP PERFORMANCE*

* Performance reported for SC and nation, data not available at school level. Percentages at NAEP Achievement Levels.



SC PERFORMANCE GOAL

2010 Goal:

By 2010, SC's student achievement will be ranked in the top half of the states nationally. To achieve this goal, we must become one of the fastest improving systems in the country.

2020 Goal: TBD

Abbreviations Key

N/A Not Applicable N/AV Not Available N/C Not Collected N/R Not Reported I/S Insufficient Sample TBD To be determined
 NI Newly Identified CSI Continuing School Improvement CA Corrective Action RP Plan to Restructure R Restructure DELAY School Improvement Status HOLD School Improvement Status

George I Pair Elementary [Lexington 2]

SCHOOL PROFILE

	Our School	Change from Last Year	Elementary Schools with Students Like Ours	Median Elementary School
Students (n=383)				
Retention rate	1.5%	Down from 3.2%	2.9%	2.3%
Attendance rate	95.5%	No Change	96.0%	96.3%
Eligible for gifted and talented	10.6%	Up from 9.2%	6.3%	10.4%
With disabilities other than speech	6.6%	Up from 6.0%	8.9%	7.5%
Out-of-school suspensions or expulsions for violent &/or criminal offenses	0.8%	Up from 0.0%	0.0%	0.0%
Teachers (n=30)				
Teachers with advanced degrees	63.3%	Up from 62.5%	54.5%	56.7%
Continuing contract teachers	73.3%	Up from 71.9%	73.3%	77.3%
Teachers with emergency or provisional certificates	0.0%	No Change	0.0%	0.0%
Teachers returning from previous year	86.0%	Down from 90.0%	85.4%	86.4%
Teacher attendance rate	94.0%	Down from 94.2%	94.9%	94.9%
Average teacher salary	\$44,347	Down 0.6%	\$44,314	\$45,345
Classes not taught by highly qualified teachers	0.0%	Down from 6.4%	0.0%	0.0%
School				
Principal's years at school	1.0	Down from 8.0	3.0	4.0
Student-teacher ratio in core subjects	14.7 to 1	Down from 17.5 to 1	18.0 to 1	18.5 to 1
Prime instructional time	88.3%	Down from 88.8%	89.1%	89.8%
Opportunities in the arts	Good	No Change	Good	Good
SACS accreditation	Yes	No Change	Yes	Yes
Character development program	Excellent	Up from Good	Excellent	Excellent
Dollars spent per pupil*	\$8,142	Up 9.2%	\$7,513	\$7,052
Percent of expenditures for instruction*	73.7%	Down from 73.8%	69.1%	69.1%
Percent of expenditures for teacher salaries*	71.0%	Up from 70.5%	63.9%	64.2%
% of AYP objectives met	73.7%		76.9%	85.7%

* Prior year audited financial data available.

EVALUATION RESULTS

	Teachers	Students*	Parents*
Number of surveys returned	25	39	37
Percent satisfied with learning environment	80.0%	74.4%	86.5%
Percent satisfied with social and physical environment	92.0%	82.1%	85.3%
Percent satisfied with school-home relations	68.0%	87.2%	87.9%

*Only students at the highest elementary school grade level at this school and their parents were included.

REPORT OF PRINCIPAL AND SCHOOL IMPROVEMENT COUNCIL

George I. Pair, Jr. Elementary School had an exciting and productive 2007–2008 school year. The successes that were achieved are due to the commitment based on our theme to “ride the waves to success.” We provided all the students with a comprehensive curriculum that met their needs and improved all student achievement. Parents, community members, students, and the Pair faculty and staff worked together to provide a safe, supportive, and positive environment that empowered all students to learn.

Our school is equipped with a wonderful faculty and staff that work tirelessly to provide an innovative and challenging educational experience for our students. Through professional book studies and staff development opportunities, our faculty continually strives to learn and grow in order to meet the needs of our students and create the best possible learning climate.

Our students are given many opportunities to develop leadership skills through their participation in student council, Pair Patrol, flag helpers, The Morning News Show, Student Council, Service Learning Projects, Jump Rope for Heart, Pennies for Presents, Breakfast in the Classroom, Fellow Christian Athletics Program, Pair Chorus, and Recycling Committee.

Family involvement is a priority at Pair. Parents’ participation in our Community Picnic/Open House, ESOL Orientation, Date with Dad, Muffins with Mom, Grandparents lunch, Skate Night, PTO performance night, Math/Science Night, volunteering in classrooms, and chaperoning field trips have improved the partnership between family and school.

Our focus for the 2008-2009 school year is to improve student learning through continued implementation of reading intervention through our SMART room approach, provide opportunities for more hands-on instruction in math and science for K-5 students, and to continue using our data to help drive instruction in all content areas as we differentiate instruction for our students.

As we continue to grow and celebrate our successes, we look forward to the 2008-2009 school year with much enthusiasm as we remain with the school’s goals to provide the best educational opportunities, environment, and growing experiences for each individual child who attends our school.

Gale Whitfield, Ed.S, Principal
Kathy Taylor, School Improvement Council Chairperson

Comprehensive detail, including definitions of rating, performance criteria, and explanations of status, is available on www.ed.sc.gov and www.eoc.sc.gov as well as school and school district websites.

Printed versions are available from school districts upon request.

Abbreviations Key

N/A Not Applicable N/AV Not Available N/C Not Collected N/R Not Reported I/S Insufficient Sample TBD To be determined

NI Newly Identified CSI Continuing School Improvement CA Corrective Action RP Plan to Restructure R Restructure DELAY School Improvement Status HOLD School Improvement Status