



SC Annual School Report Card Summary

Carolina Springs Elementary
Lexington 1
Grades: K-5 Enrollment: 700
Principal: Dr. W. Darrell Barringer
Superintendent: Dr. Karen C. Woodward
Board Chair: G. Edwin Harmon, Ph.D.

PERFORMANCE

Comprehensive detail, including definitions of ratings, performance criteria, and explanations of status, is available on www.ed.sc.gov and www.eoc.sc.gov as well as school and school district websites. Printed versions are available from school districts upon request.

YEAR	ABSOLUTE RATING	GROWTH RATING	PALMETTO GOLD/SILVER AWARD	AYP STATUS	NCLB IMPROVEMENT STATUS
2008	Average	Below Average	TBD	Not Met	N/A
2007	N/A	N/A	N/A	N/A	N/A
2006	N/A	N/A	N/A	N/A	N/A

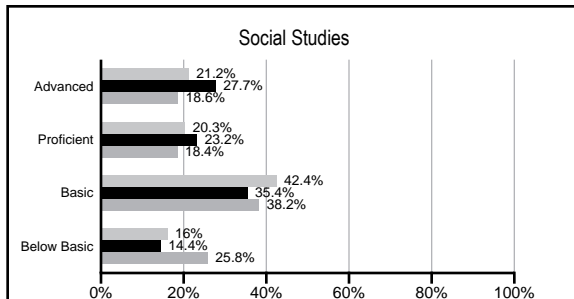
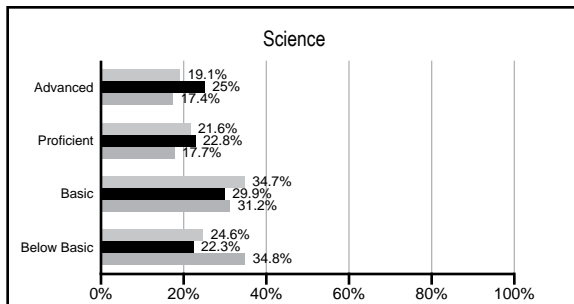
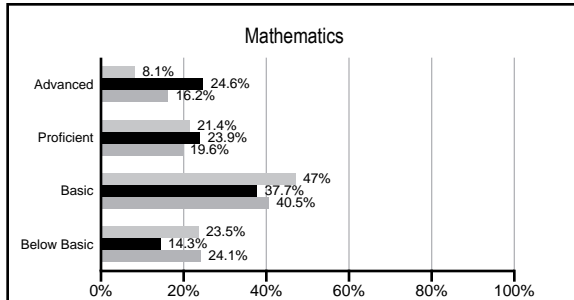
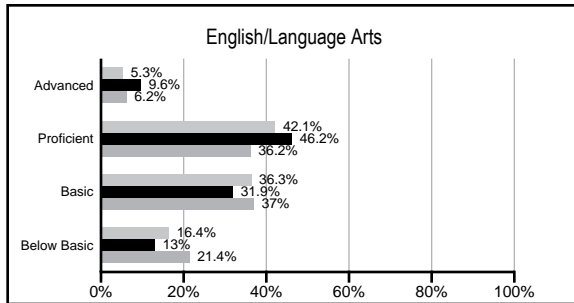
ABSOLUTE RATINGS OF ELEMENTARY SCHOOLS WITH STUDENTS LIKE OURS*

EXCELLENT	GOOD	AVERAGE	BELOW AVERAGE	AT-RISK
6	20	18	2	0

* Ratings are calculated with data available by 02/17/2009. Schools with Students like Ours are Elementary Schools with poverty indices of no more than 5% above or below the index for this school.

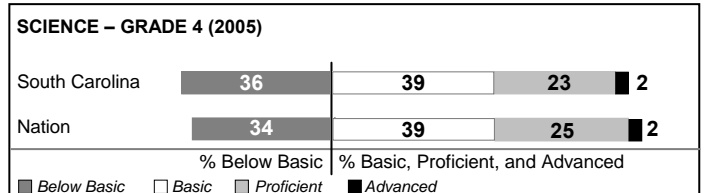

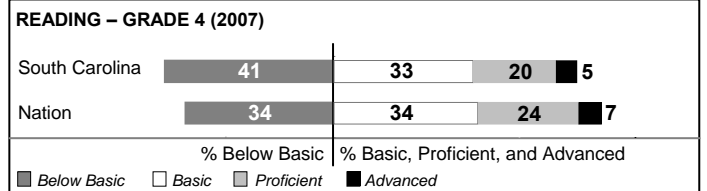
PACT PERFORMANCE

Our School
 Elementary Schools with Students Like Ours
 Elementary schools statewide



NAEP PERFORMANCE*

* Performance reported for SC and nation, data not available at school level. Percentages at NAEP Achievement Levels.



SC PERFORMANCE GOAL

2010 Goal:

By 2010, SC's student achievement will be ranked in the top half of the states nationally. To achieve this goal, we must become one of the fastest improving systems in the country.

2020 Goal: TBD

Abbreviations Key

N/A Not Applicable N/AV Not Available N/C Not Collected N/R Not Reported I/S Insufficient Sample TBD To be determined
 NI Newly Identified CSI Continuing School Improvement CA Corrective Action RP Plan to Restructure R Restructure DELAY School Improvement Status HOLD School Improvement Status

Carolina Springs Elementary [Lexington 1]

SCHOOL PROFILE

	Our School	Change from Last Year	Elementary Schools with Students Like Ours	Median Elementary School
Students (n=700)				
Retention rate	1.4%	N/A	1.7%	2.3%
Attendance rate	96.0%	N/A	96.7%	96.3%
Eligible for gifted and talented	13.8%	N/A	18.5%	10.4%
With disabilities other than speech	5.3%	N/A	6.5%	7.5%
Out-of-school suspensions or expulsions for violent &/or criminal offenses	0.0%	N/R	0.0%	0.0%
Teachers (n=44)				
Teachers with advanced degrees	56.8%	N/A	60.8%	56.7%
Continuing contract teachers	88.6%	N/A	79.8%	77.3%
Teachers with emergency or provisional certificates	0.0%	N/A	0.0%	0.0%
Teachers returning from previous year	N/A	N/A	87.3%	86.4%
Teacher attendance rate	94.4%	N/R	95.0%	94.9%
Average teacher salary	\$43,788	I/S	\$46,934	\$45,345
Classes not taught by highly qualified teachers	0.0%	N/A	0.0%	0.0%
School				
Principal's years at school	1.0	N/R	3.0	4.0
Student-teacher ratio in core subjects	21.5 to 1	N/R	20.2 to 1	18.5 to 1
Prime instructional time	89.6%	N/R	90.3%	89.8%
Opportunities in the arts	Fair	N/R	Good	Good
SACS accreditation	Yes	N/R	Yes	Yes
Character development program	Excellent	N/R	Excellent	Excellent
Dollars spent per pupil*	N/A	N/A	\$6,683	\$7,052
Percent of expenditures for instruction*	N/A	N/A	70.7%	69.1%
Percent of expenditures for teacher salaries*	N/A	N/A	66.9%	64.2%
% of AYP objectives met	81.0%		93.1%	85.7%

* Prior year audited financial data available.

EVALUATION RESULTS

	Teachers	Students*	Parents*
Number of surveys returned	37	102	81
Percent satisfied with learning environment	100.0%	89.2%	88.6%
Percent satisfied with social and physical environment	100.0%	90.2%	90.8%
Percent satisfied with school-home relations	100.0%	93.1%	81.8%

*Only students at the highest elementary school grade level at this school and their parents were included.

REPORT OF PRINCIPAL AND SCHOOL IMPROVEMENT COUNCIL

Carolina Springs Elementary School opened its doors in August of 2007 with 678 students. The majority of our students came from Red Bank Elementary School. Most of the others from Saxe Gotha Elementary School.

We implemented a Response to Intervention program designed to serve the academic needs of our students. Each morning from 7:40 until 8:10 A.M., students were pulled from early morning duties and got extra assistance in reading and mathematics in small groups or "Sunrise Clubs." All teachers, including related arts teachers, worked either in small groups or with larger groups, so that other teachers could work with small groups. We implemented a regular monitoring and benchmarking system throughout the year that used a variety of assessments, including DIBELS, running records, DOMINI, and others. We recorded our results and are quite pleased with the student progress we saw. Our remedial and advanced kindergarteners also received additional assistance.

The CSE PTO began its inaugural year by providing tremendous support for the school. The PTO sponsored field trips for all classes, a strong volunteer program and programs of recognition for students. It also provided funds to all teachers for instruction and student activities, such as Movie Nights and Gingerbread Shop. The PTO also sponsored a free, end-of-the-year celebration for all students and parents.

Students at CSE gave back to the community by participating in Jump Rope For Heart, Pennies for Patients, canned goods for Lexington Interfaith Community Services, and other community events.

We implemented several initiatives this year that enhanced students' physical and academic growth, including the Kids Interacting Through Early Language Learning program, which offered Spanish instruction to all students five days a week in grades 3 through 5.

Our technology integration specialist trained teachers. Technology is integrated throughout the curriculum as teachers use SMARTBoard interactive whiteboards, laptops, digital cameras, document cameras, and LCD projectors. Students and teachers benefit from the amplification system installed in every teaching space.

We continue to face the challenges of meeting the emotional and academic needs of our students with limited funds for our Response to Intervention program and our Positive Behavior Support System. We also face the challenge of a growing enrollment and anticipate opening in 2008-2009 with about 750 students.

Our theme this year has been "Blazing New Trails," and we feel very confident that we accomplished our mission.

Dr. W. Darrell Barringer, Principal
Mr. Dino Senesi, SIC Chair

Comprehensive detail, including definitions of rating, performance criteria, and explanations of status, is available on www.ed.sc.gov and www.eoc.sc.gov as well as school and school district websites.

Printed versions are available from school districts upon request.

Abbreviations Key

N/A Not Applicable N/AV Not Available N/C Not Collected N/R Not Reported I/S Insufficient Sample TBD To be determined

NI Newly Identified CSI Continuing School Improvement CA Corrective Action RP Plan to Restructure R Restructure DELAY School Improvement Status HOLD School Improvement Status