



SC Annual School Report Card Summary

Lake Murray Elementary
 Lexington 1
 Grades: PK-5 Enrollment: 1,111
 Principal: Lynn C. Boyleston
 Superintendent: Dr. Karen C. Woodward
 Board Chair: G. Edwin Harmon, Ph.D.

PERFORMANCE

Comprehensive detail, including definitions of ratings, performance criteria, and explanations of status, is available on www.ed.sc.gov and www.eoc.sc.gov as well as school and school district websites. Printed versions are available from school districts upon request.

YEAR	ABSOLUTE RATING	GROWTH RATING	PALMETTO GOLD/SILVER AWARD	AYP STATUS	NCLB IMPROVEMENT STATUS
2008	Excellent	Good	TBD	Not Met	N/A
2007	Excellent	Excellent	Gold	Met	N/A
2006	Excellent	Good	Gold	Not Met	N/A

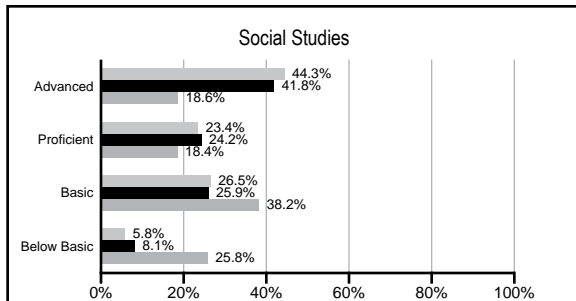
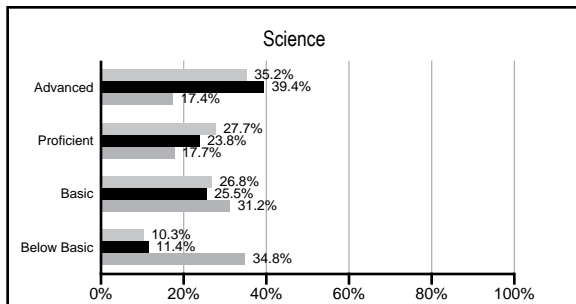
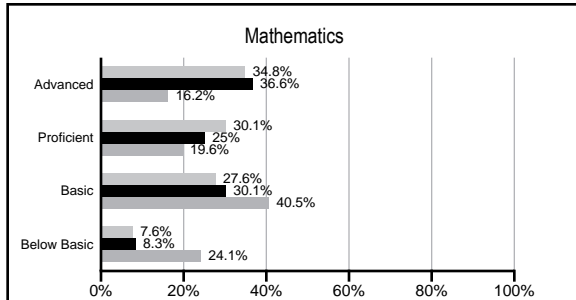
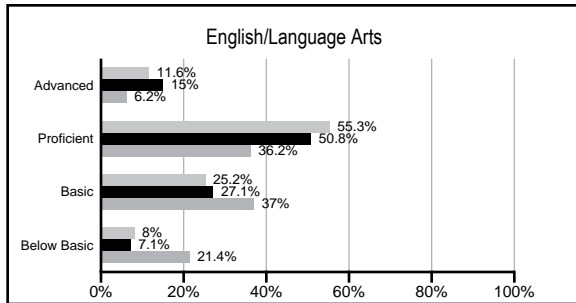
ABSOLUTE RATINGS OF ELEMENTARY SCHOOLS WITH STUDENTS LIKE OURS*

EXCELLENT	GOOD	AVERAGE	BELOW AVERAGE	AT-RISK
8	9	0	0	0

* Ratings are calculated with data available by 02/17/2009. Schools with Students like Ours are Elementary Schools with poverty indices of no more than 5% above or below the index for this school.

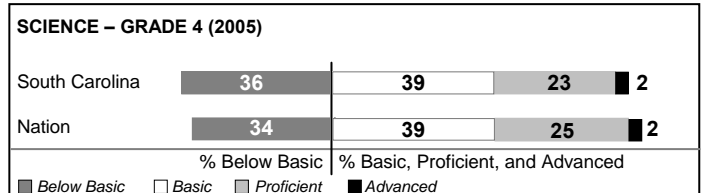
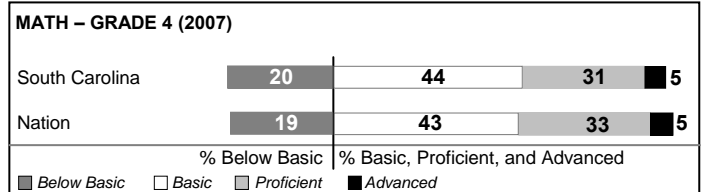
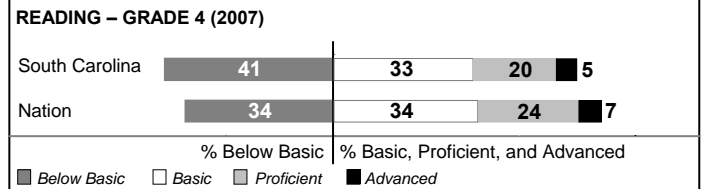
PACT PERFORMANCE

Our School
 Elementary Schools with Students Like Ours
 Elementary schools statewide



NAEP PERFORMANCE*

* Performance reported for SC and nation, data not available at school level. Percentages at NAEP Achievement Levels.



SC PERFORMANCE GOAL

2010 Goal:
 By 2010, SC's student achievement will be ranked in the top half of the states nationally. To achieve this goal, we must become one of the fastest improving systems in the country.

2020 Goal: TBD

Abbreviations Key

N/A Not Applicable N/AV Not Available N/C Not Collected N/R Not Reported I/S Insufficient Sample TBD To be determined
 NI Newly Identified CSI Continuing School Improvement CA Corrective Action RP Plan to Restructure R Restructure DELAY School Improvement Status HOLD School Improvement Status

Lake Murray Elementary [Lexington 1]

SCHOOL PROFILE

	Our School	Change from Last Year	Elementary Schools with Students Like Ours	Median Elementary School
Students (n=1,111)				
Retention rate	0.7%	Up from 0.5%	1.2%	2.3%
Attendance rate	96.5%	Up from 96.2%	97.0%	96.3%
Eligible for gifted and talented	28.4%	Down from 30.3%	27.7%	10.4%
With disabilities other than speech	3.4%	Up from 3.0%	5.1%	7.5%
Out-of-school suspensions or expulsions for violent &/or criminal offenses	0.0%	No Change	0.0%	0.0%
Teachers (n=77)				
Teachers with advanced degrees	66.2%	Up from 62.7%	66.0%	56.7%
Continuing contract teachers	83.1%	Down from 89.3%	83.2%	77.3%
Teachers with emergency or provisional certificates	0.0%	No Change	0.0%	0.0%
Teachers returning from previous year	86.3%	Down from 86.4%	86.3%	86.4%
Teacher attendance rate	96.0%	Up from 94.2%	94.9%	94.9%
Average teacher salary	\$47,610	Up 4.7%	\$48,174	\$45,345
Classes not taught by highly qualified teachers	0.0%	No Change	0.0%	0.0%
School				
Principal's years at school	6.0	Up from 5.0	2.8	4.0
Student-teacher ratio in core subjects	20.9 to 1	Down from 21.0 to 1	20.0 to 1	18.5 to 1
Prime instructional time	91.5%	Up from 89.2%	90.6%	89.8%
Opportunities in the arts	Good	No Change	Good	Good
SACS accreditation	Yes	No Change	Yes	Yes
Character development program	Excellent	No Change	Excellent	Excellent
Dollars spent per pupil*	\$5,822	Up 14.2%	\$6,523	\$7,052
Percent of expenditures for instruction*	74.0%	Up from 73.4%	72.3%	69.1%
Percent of expenditures for teacher salaries*	72.0%	Up from 71.6%	63.2%	64.2%
% of AYP objectives met	95.2%		97.6%	85.7%

* Prior year audited financial data available.

EVALUATION RESULTS

	Teachers	Students*	Parents*
Number of surveys returned	61	165	126
Percent satisfied with learning environment	98.4%	93.9%	95.2%
Percent satisfied with social and physical environment	100.0%	93.2%	94.4%
Percent satisfied with school-home relations	100.0%	91.9%	89.6%

*Only students at the highest elementary school grade level at this school and their parents were included.

REPORT OF PRINCIPAL AND SCHOOL IMPROVEMENT COUNCIL

Our school motto, "Learning Makes Everyone Successful," is a belief we share at Lake Murray Elementary School. We are committed to providing a challenging, safe, and positive learning environment, where all children can reach their highest potential. Our dedicated staff, supportive parents, active Parent Teacher Association and School Improvement Council, and our many business partners work closely with us to make learning enjoyable for each of our 1,121 students.

LMES achieved an "Excellent" Absolute and Improvement rating on the 2007 annual school report card. LMES received the state's Palmetto Gold award for the seventh consecutive year in recognition of our students' academic success. We purchased technology equipment, library books, and other instructional materials with the \$23,000 award. We secured a \$6,000 EIA grant, "Strategies for Understanding and Raising Fluency." We also received the state's Red Carpet Award for our exemplary family-friendly environment and a Closing the Achievement Gap Award.

Our greatest challenge in 2007–2008 was accommodating our student population. Fortunately, we were able to add classes and, through our Response to Intervention program, we provided small group and individual instruction for struggling students.

Our students received many awards and honors for participating in the Tri-District Arts Consortium and District Honor Choir, publishing works in a variety of magazines, and having their artwork featured at the S.C. State Fair, Taste of Lexington, and Funfest. A third-grade student proposed and helped shepherd a bill through legislation to designate indigo as the official state color. A fourth-grade student's poem earned third place in a national poetry contest. Mandy Derrick's third-graders decorated the S.C. Christmas Tree in Washington, D.C.

Our staff received recognition for outstanding achievement as well. Jan Fox was our Teacher of the Year, and Jennifer Ringo was our Distinguished Reading Teacher. Teachers received state EIA, Michelin Golden Apple Teacher, and Mid-Carolina Electric Cooperative Bright Ideas grants. Five teachers became National Board Certified. We were recognized as a DHEC Champion of the Environment award winner for Cindy Gardner's fifth-grade science project, "Take a Wander through the Wetlands."

Students and staff participated in exemplary service-learning projects, such as raising money for Relay For Life, Jump Rope For Heart, and Juvenile Diabetes. In the Purple Hearts Project, our school sent more than 200 care packages as a "Salute to Our Troops" overseas. Community involvement activities included our Murrayfest carnival, Family Reading Night and Math Night at Piggly Wiggly.

LMES is proud of its reputation as an excellent school. Our staff, parents, students, and community partners continue to ensure every student's success.

Lynn C. Boyleston, Principal
Ed Pearce, SIC Chair

Comprehensive detail, including definitions of rating, performance criteria, and explanations of status, is available on www.ed.sc.gov and www.eoc.sc.gov as well as school and school district websites.

Printed versions are available from school districts upon request.

Abbreviations Key

N/A Not Applicable N/AV Not Available N/C Not Collected N/R Not Reported I/S Insufficient Sample TBD To be determined

NI Newly Identified CSI Continuing School Improvement CA Corrective Action RP Plan to Restructure R Restructure DELAY School Improvement Status HOLD School Improvement Status