



# SC Annual School Report Card Summary

Midway Elementary

Lexington 1

Grades: K-4

Enrollment: 1,030

Principal: Cheryl H. Fralick

Superintendent: Dr. Karen C. Woodward

Board Chair: G. Edwin Harmon, Ph.D.

## PERFORMANCE

Comprehensive detail, including definitions of ratings, performance criteria, and explanations of status, is available on [www.ed.sc.gov](http://www.ed.sc.gov) and [www.eoc.sc.gov](http://www.eoc.sc.gov) as well as school and school district websites. Printed versions are available from school districts upon request.

YEAR	ABSOLUTE RATING	GROWTH RATING	PALMETTO GOLD/SILVER AWARD	AYP STATUS	NCLB IMPROVEMENT STATUS
2008	Excellent	Excellent	TBD	Not Met	N/A
2007	Excellent	Excellent	Gold	Met	N/A
2006	Excellent	Excellent	Gold	Met	N/A

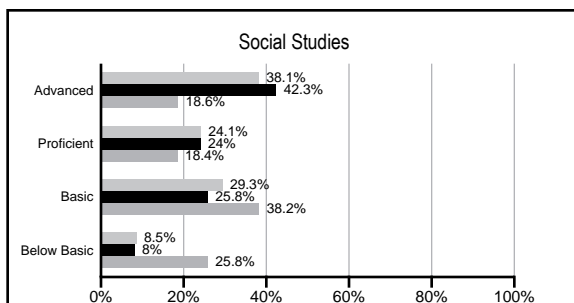
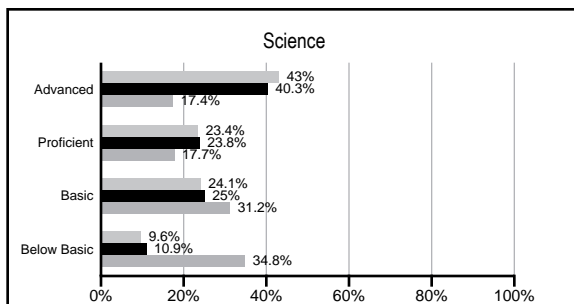
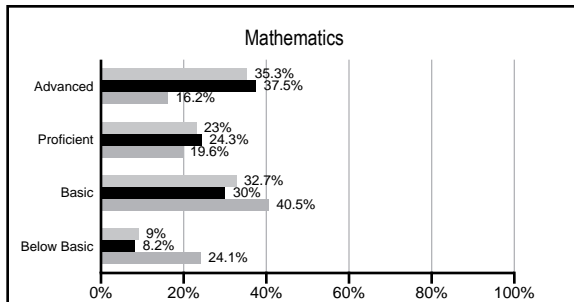
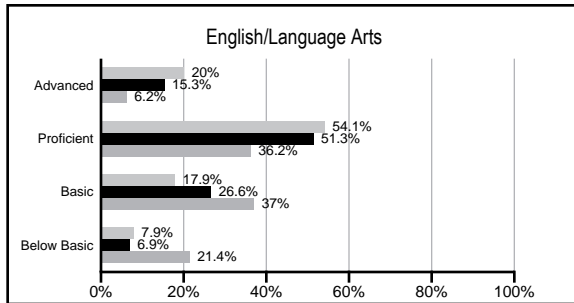
## ABSOLUTE RATINGS OF ELEMENTARY SCHOOLS WITH STUDENTS LIKE OURS\*

EXCELLENT	GOOD	AVERAGE	BELOW AVERAGE	AT-RISK
7	8	0	0	0

\* Ratings are calculated with data available by 02/17/2009. Schools with Students like Ours are Elementary Schools with poverty indices of no more than 5% above or below the index for this school.


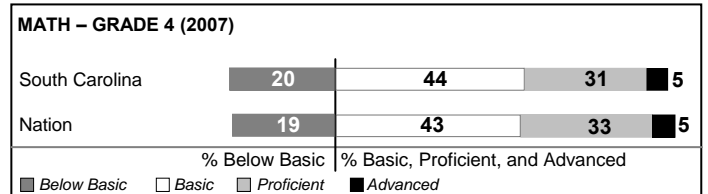
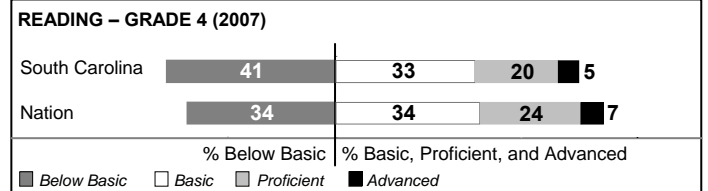
## PACT PERFORMANCE

Our School
  Elementary Schools with Students Like Ours
  Elementary schools statewide



## NAEP PERFORMANCE\*

\* Performance reported for SC and nation, data not available at school level. Percentages at NAEP Achievement Levels.



## SC PERFORMANCE GOAL

2010 Goal:

*By 2010, SC's student achievement will be ranked in the top half of the states nationally. To achieve this goal, we must become one of the fastest improving systems in the country.*

2020 Goal: TBD

### Abbreviations Key

N/A Not Applicable N/AV Not Available N/C Not Collected N/R Not Reported I/S Insufficient Sample TBD To be determined  
 NI Newly Identified CSI Continuing School Improvement CA Corrective Action RP Plan to Restructure R Restructure DELAY School Improvement Status HOLD School Improvement Status

# Midway Elementary [Lexington 1]

## SCHOOL PROFILE

	Our School	Change from Last Year	Elementary Schools with Students Like Ours	Median Elementary School
<b>Students (n=1,030)</b>				
Retention rate	2.8%	Up from 1.9%	1.1%	2.3%
Attendance rate	96.6%	Down from 96.7%	97.0%	96.3%
Eligible for gifted and talented	28.0%	Down from 33.2%	28.2%	10.4%
With disabilities other than speech	5.6%	Up from 5.3%	5.1%	7.5%
Out-of-school suspensions or expulsions for violent &/or criminal offenses	0.0%	No Change	0.0%	0.0%
<b>Teachers (n=68)</b>				
Teachers with advanced degrees	72.1%	Down from 72.7%	64.2%	56.7%
Continuing contract teachers	76.5%	Down from 89.4%	82.3%	77.3%
Teachers with emergency or provisional certificates	0.0%	No Change	0.0%	0.0%
Teachers returning from previous year	83.4%	Down from 84.3%	83.4%	86.4%
Teacher attendance rate	95.5%	Down from 96.2%	95.2%	94.9%
Average teacher salary	\$48,459	Up 3.5%	\$48,020	\$45,345
Classes not taught by highly qualified teachers	0.0%	No Change	0.0%	0.0%
<b>School</b>				
Principal's years at school	3.0	Up from 2.0	4.5	4.0
Student-teacher ratio in core subjects	19.8 to 1	Down from 20.6 to 1	20.6 to 1	18.5 to 1
Prime instructional time	91.2%	Down from 92.2%	91.0%	89.8%
Opportunities in the arts	Good	No Change	Good	Good
SACS accreditation	Yes	No Change	Yes	Yes
Character development program	Good	No Change	Excellent	Excellent
Dollars spent per pupil*	\$6,296	Up 1.8%	\$6,209	\$7,052
Percent of expenditures for instruction*	74.2%	Up from 73.6%	72.3%	69.1%
Percent of expenditures for teacher salaries*	72.6%	Up from 72.1%	63.5%	64.2%
% of AYP objectives met	82.4%		97.6%	85.7%

\* Prior year audited financial data available.

## EVALUATION RESULTS

	Teachers	Students*	Parents*
Number of surveys returned	72	198	105
Percent satisfied with learning environment	95.8%	94.9%	97.1%
Percent satisfied with social and physical environment	98.6%	92.9%	98.1%
Percent satisfied with school-home relations	100.0%	97.0%	94.3%

\*Only students at the highest elementary school grade level at this school and their parents were included.

## REPORT OF PRINCIPAL AND SCHOOL IMPROVEMENT COUNCIL

Midway Elementary, a National Blue Ribbon School, continues to provide a high-performance learning culture for students in kindergarten through fourth grade. Our school motto, "Making a difference for every student," pervades every aspect of school life for our 1,060 students. We received "Excellent" Absolute and Improvement ratings on the annual school report card for the third time and the state's Palmetto Gold Award in recognition of our students' academic success for the seventh year. For the past three years, we have received an invitation to participate in the Palmetto Gold and Silver Awards Showcase. On April 14, 2008, the South Carolina Education Oversight Committee recognized MES for Closing the Achievement Gap. For the third time, MES received the Red Carpet Award for providing a warm and inviting school environment. MES students increased their involvement in service-learning projects such as Relay For Life, donating pet supplies, Harvest Hope Food Bank, and helping individual Midway students. Many students won individual recognition this year with the \$500 Champion of the Environment Grant. More students applied for individual school jobs as well. Our students have the opportunity to give input on school issues through student surveys and our Principal's Cabinet, which meets eight times each year. Many teachers achieved recognition. Second-grade teacher Jane Park was a district Teacher of the Year Finalist. Teachers received MCEC Bright Idea Grants, Michelin Golden Apple Teacher Grants, a Technology Grant, and a \$6,000 EIA Grant. All of our teachers successfully completed the district's Technology Competency Assessment Level I, and more than 35 percent of our staff completed Level II. We currently have 11 National Board Certified teachers. MES teachers participated in professional development in Response to Intervention, Positive Behavior Support Systems, mathematics and balanced literacy. MES parents logged more than 7,500 hours of direct involvement with students and teachers this past year through volunteer service, mentoring, and parent meetings. Our PTA Executive Board and SIC have joined forces in an attempt to raise funds to improve the playground. MES implemented a Positive Behavior Support System with school-wide rules for students, teachers, and parents, using the Response to Intervention Model to help us identify student needs. By summer's end, all classrooms will be equipped with a SMARTBoard interactive whiteboard, laptop computer, and LCD projector. Although our greatest challenge continues to be student growth, our enrollment decreases to about 820 students in 2008–2009, due to rezoning for a new elementary school. Teachers continue to need additional collaborative planning time in order to grow professionally, analyze student data, and plan instructional activities and common assessments together. Our teachers, staff, parents, and community members will continue to promote a culture that puts children first, fosters a high-performance learning culture, provides a safe and positive school environment, and focuses on high expectations, positive behaviors, and challenging academics for all students.

Cheryl H. Fralick, Principal  
Shellie Behling, SIC Chair

Comprehensive detail, including definitions of rating, performance criteria, and explanations of status, is available on [www.ed.sc.gov](http://www.ed.sc.gov) and [www.eoc.sc.gov](http://www.eoc.sc.gov) as well as school and school district websites.

Printed versions are available from school districts upon request.

### Abbreviations Key

N/A Not Applicable N/AV Not Available N/C Not Collected N/R Not Reported I/S Insufficient Sample TBD To be determined  
NI Newly Identified CSI Continuing School Improvement CA Corrective Action RP Plan to Restructure R Restructure DELAY School Improvement Status HOLD School Improvement Status