



SC Annual School Report Card Summary

Gilbert Elementary

Lexington 1

Grades: 3-5

Enrollment: 643

Principal: Timothy F. Oswald

Superintendent: Dr. Karen C. Woodward

Board Chair: G. Edwin Harmon, Ph.D.

PERFORMANCE

Comprehensive detail, including definitions of ratings, performance criteria, and explanations of status, is available on www.ed.sc.gov and www.eoc.sc.gov as well as school and school district websites. Printed versions are available from school districts upon request.

YEAR	ABSOLUTE RATING	GROWTH RATING	PALMETTO GOLD/SILVER AWARD	AYP STATUS	NCLB IMPROVEMENT STATUS
2008	Average	At-Risk	TBD	Not Met	N/A
2007	Good	Good	Silver	Not Met	CSI
2006	Good	Average	N/A	Not Met	NI

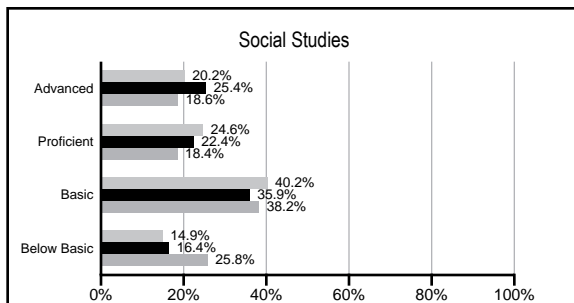
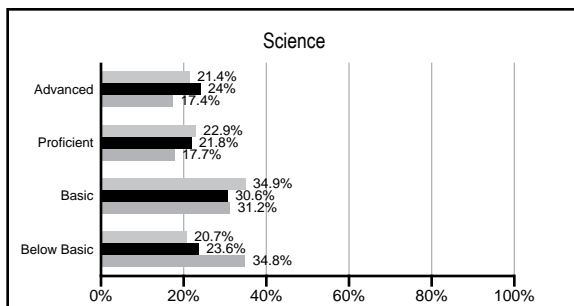
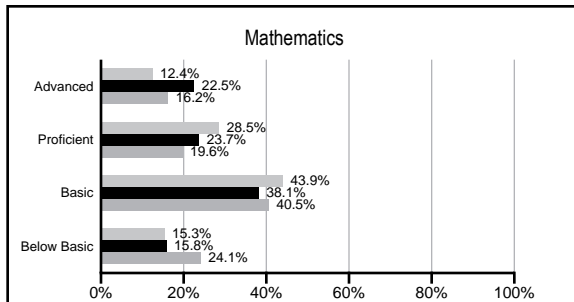
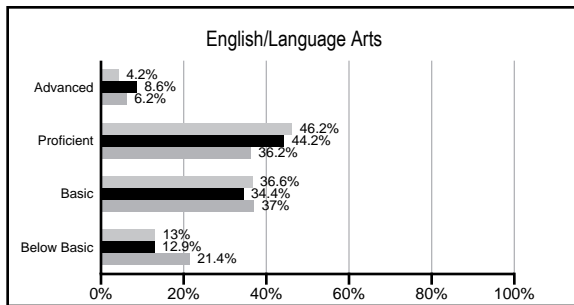
ABSOLUTE RATINGS OF ELEMENTARY SCHOOLS WITH STUDENTS LIKE OURS*

EXCELLENT	GOOD	AVERAGE	BELOW AVERAGE	AT-RISK
4	26	41	1	0

* Ratings are calculated with data available by 02/17/2009. Schools with Students like Ours are Elementary Schools with poverty indices of no more than 5% above or below the index for this school.

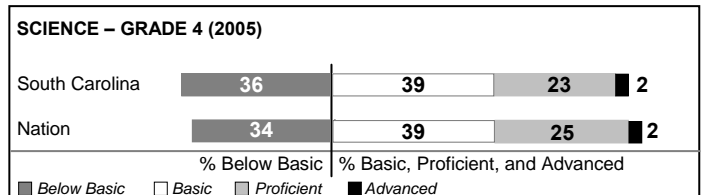

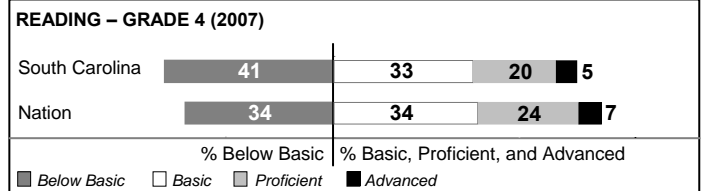
PACT PERFORMANCE

Our School
 Elementary Schools with Students Like Ours
 Elementary schools statewide



NAEP PERFORMANCE*

* Performance reported for SC and nation, data not available at school level. Percentages at NAEP Achievement Levels.



SC PERFORMANCE GOAL

2010 Goal:

By 2010, SC's student achievement will be ranked in the top half of the states nationally. To achieve this goal, we must become one of the fastest improving systems in the country.

2020 Goal: TBD

Abbreviations Key

N/A Not Applicable N/AV Not Available N/C Not Collected N/R Not Reported I/S Insufficient Sample TBD To be determined
 NI Newly Identified CSI Continuing School Improvement CA Corrective Action RP Plan to Restructure R Restructure DELAY School Improvement Status HOLD School Improvement Status

Gilbert Elementary [Lexington 1]

SCHOOL PROFILE

	Our School	Change from Last Year	Elementary Schools with Students Like Ours	Median Elementary School
Students (n=643)				
Retention rate	0.0%	No Change	1.7%	2.3%
Attendance rate	96.3%	Down from 96.5%	96.6%	96.3%
Eligible for gifted and talented	12.3%	Up from 11.5%	18.0%	10.4%
With disabilities other than speech	6.2%	Down from 8.6%	6.4%	7.5%
Out-of-school suspensions or expulsions for violent &/or criminal offenses	0.0%	No Change	0.0%	0.0%
Teachers (n=45)				
Teachers with advanced degrees	53.3%	Up from 51.2%	60.7%	56.7%
Continuing contract teachers	71.1%	Down from 82.9%	78.9%	77.3%
Teachers with emergency or provisional certificates	0.0%	No Change	0.0%	0.0%
Teachers returning from previous year	81.4%	Down from 83.0%	87.6%	86.4%
Teacher attendance rate	94.8%	Down from 94.9%	95.1%	94.9%
Average teacher salary	\$45,108	Down 0.2%	\$46,566	\$45,345
Classes not taught by highly qualified teachers	0.0%	No Change	0.0%	0.0%
School				
Principal's years at school	7.0	Up from 6.0	3.0	4.0
Student-teacher ratio in core subjects	23.0 to 1	Down from 23.8 to 1	19.8 to 1	18.5 to 1
Prime instructional time	89.6%	Down from 90.1%	90.3%	89.8%
Opportunities in the arts	Good	No Change	Good	Good
SACS accreditation	Yes	No Change	Yes	Yes
Character development program	Good	No Change	Excellent	Excellent
Dollars spent per pupil*	\$7,207	Down 4.3%	\$6,441	\$7,052
Percent of expenditures for instruction*	62.4%	Down from 63.9%	70.5%	69.1%
Percent of expenditures for teacher salaries*	60.5%	Down from 61.9%	66.9%	64.2%
% of AYP objectives met	94.7%		90.5%	85.7%

* Prior year audited financial data available.

EVALUATION RESULTS

	Teachers	Students*	Parents*
Number of surveys returned	26	214	137
Percent satisfied with learning environment	100.0%	91.0%	94.1%
Percent satisfied with social and physical environment	100.0%	87.9%	91.9%
Percent satisfied with school-home relations	96.2%	94.4%	86.7%

*Only students at the highest elementary school grade level at this school and their parents were included.

REPORT OF PRINCIPAL AND SCHOOL IMPROVEMENT COUNCIL

“Our School is Four Walls with Tomorrow Inside.” This theme continues to be the cornerstone of Gilbert Elementary School’s focus as we prepare our students for the future. The School Improvement Council and the faculty work diligently to foster a positive learning environment for our children.

GES continues to face challenges that come with a diverse socio-economic population. We see increasing numbers of students who need financial assistance and who arrive with learning barriers as well as social and emotional needs. We find ourselves challenged but poised to meet the needs of all of our children.

To further professional growth this year, the district supported the implementation of Response to Intervention training. Teachers gained knowledge about research-based best practices that use interventions to bring students up to grade level in reading. Our literacy coach, Amy White, was a viable resource as we continued implementing balanced literacy. Teachers received a variety of professional books and attended workshops on “best practices” designed to improve students’ reading strategies and comprehension skills. Our mathematics coach, Heather Price, worked with teachers to continue using Riverdeep software to support math instruction. Mrs. Price and our technology integration specialist, Amber Buzhardt, showed teachers how to integrate technology into their daily instruction. The district also added an interventionist, Colleen Pelley, who supported RTI implementation for students and staff.

Teachers continued using information provided from the norm-referenced Measure of Academic Progress test. After the fall assessment, teachers had individual conferences with students and talked about the students’ strengths and areas of concern. The students set mathematics and reading goals for the year, and listed strategies that could help them achieve their goals. Math focus groups worked throughout the year emphasizing math practices needed to address areas identified through testing.

A number of students wrote letters of thanks and encouragement to men and women serving in our armed forces. Our live “Good Afternoon Gilbert TV Show” expanded to involve every classroom in the production and broadcast. Our “GES Third Grade Transition Video,” featuring students and staff, received state acclaim from the South Carolina Chapter of the National School Public Relations Association with an Excellence in Special Purpose Video Production award. Gilbert Elementary also supported the Relay For Life event, raised \$12,661.23, and won a Top Team award. Our Family Literacy Night was the most successful to date with more than 750 students and parents going “hog wild over reading.”

Through the help and support of the GES PTA, parents, community, district and staff, we feel confident that we are preparing our students to be productive and conscientious members of society.

Timothy F. Oswald, Principal
Anna Duvall, SIC Chair

Comprehensive detail, including definitions of rating, performance criteria, and explanations of status, is available on www.ed.sc.gov and www.eoc.sc.gov as well as school and school district websites.

Printed versions are available from school districts upon request.

Abbreviations Key

N/A Not Applicable N/AV Not Available N/C Not Collected N/R Not Reported I/S Insufficient Sample TBD To be determined

NI Newly Identified CSI Continuing School Improvement CA Corrective Action RP Plan to Restructure R Restructure DELAY School Improvement Status HOLD School Improvement Status