



# SC Annual School Report Card Summary

West Lee Elementary

Lee

Grades: PK-5

Enrollment: 193

Principal: Robert Ervin

Superintendent: Dr. Cleo Richardson

Board Chair: Sanya Moses

## PERFORMANCE

Comprehensive detail, including definitions of ratings, performance criteria, and explanations of status, is available on [www.ed.sc.gov](http://www.ed.sc.gov) and [www.eoc.sc.gov](http://www.eoc.sc.gov) as well as school and school district websites. Printed versions are available from school districts upon request.

YEAR	ABSOLUTE RATING	GROWTH RATING	PALMETTO GOLD/SILVER AWARD	AYP STATUS	NCLB IMPROVEMENT STATUS
2008	At-Risk	Below Average	TBD	Not Met	CSI
2007	At-Risk	At-Risk	N/A	Not Met	NI
2006	At-Risk	At-Risk	N/A	Not Met	N/A

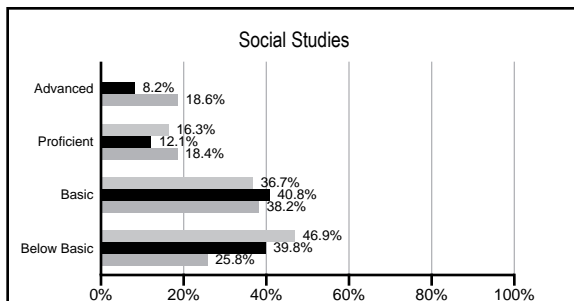
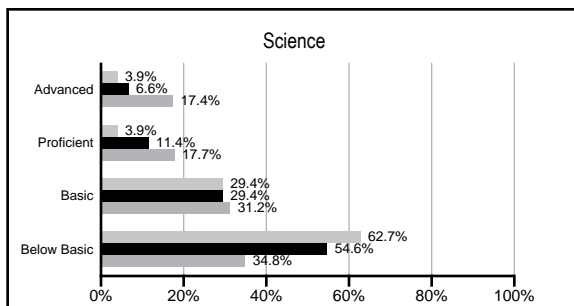
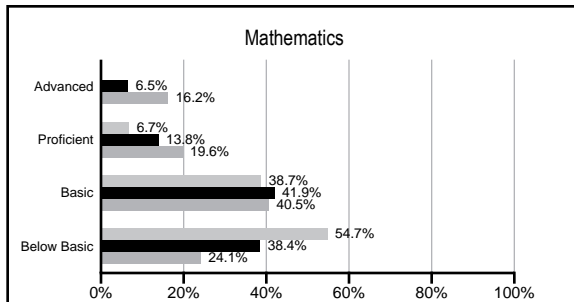
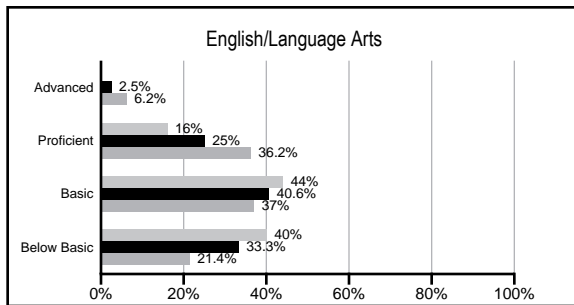
## ABSOLUTE RATINGS OF ELEMENTARY SCHOOLS WITH STUDENTS LIKE OURS\*

EXCELLENT	GOOD	AVERAGE	BELOW AVERAGE	AT-RISK
0	4	7	50	61

\* Ratings are calculated with data available by 02/17/2009. Schools with Students like Ours are Elementary Schools with poverty indices of no more than 5% above or below the index for this school.

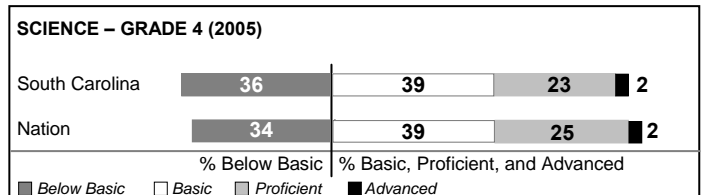
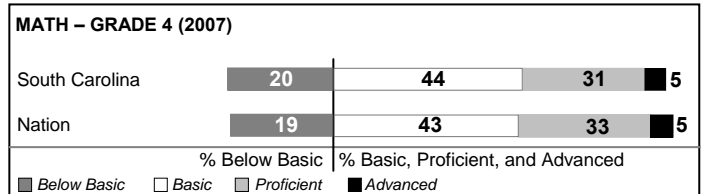
## PACT PERFORMANCE

Our School
  Elementary Schools with Students Like Ours
  Elementary schools statewide



## NAEP PERFORMANCE\*

\* Performance reported for SC and nation, data not available at school level. Percentages at NAEP Achievement Levels.



## SC PERFORMANCE GOAL

2010 Goal:

*By 2010, SC's student achievement will be ranked in the top half of the states nationally. To achieve this goal, we must become one of the fastest improving systems in the country.*

2020 Goal: TBD

### Abbreviations Key

N/A Not Applicable N/AV Not Available N/C Not Collected N/R Not Reported I/S Insufficient Sample TBD To be determined  
 NI Newly Identified CSI Continuing School Improvement CA Corrective Action RP Plan to Restructure R Restructure DELAY School Improvement Status HOLD School Improvement Status

# West Lee Elementary [Lee]

## SCHOOL PROFILE

	Our School	Change from Last Year	Elementary Schools with Students Like Ours	Median Elementary School
<b>Students (n=193)</b>				
Retention rate	2.4%	Down from 7.8%	3.1%	2.3%
Attendance rate	96.0%	Up from 95.7%	96.0%	96.3%
Eligible for gifted and talented	0.0%	No Change	2.7%	10.4%
With disabilities other than speech	3.1%	Up from 2.8%	7.6%	7.5%
Out-of-school suspensions or expulsions for violent &/or criminal offenses	0.0%	No Change	0.0%	0.0%
<b>Teachers (n=16)</b>				
Teachers with advanced degrees	62.5%	Down from 64.7%	53.3%	56.7%
Continuing contract teachers	56.3%	Up from 41.2%	66.7%	77.3%
Teachers with emergency or provisional certificates	0.0%	Down from 7.7%	0.0%	0.0%
Teachers returning from previous year	56.4%	Down from 60.4%	82.6%	86.4%
Teacher attendance rate	93.5%	Down from 98.7%	94.8%	94.9%
Average teacher salary	\$42,295	Up 4.9%	\$43,635	\$45,345
Classes not taught by highly qualified teachers	7.2%	Down from 24.1%	1.6%	0.0%
<b>School</b>				
Principal's years at school	2.0	Up from 1.2	3.0	4.0
Student-teacher ratio in core subjects	16.7 to 1	Down from 20.9 to 1	16.4 to 1	18.5 to 1
Prime instructional time	88.4%	Down from 93.2%	89.1%	89.8%
Opportunities in the arts	Good	No Change	Good	Good
SACS accreditation	Yes	No Change	Yes	Yes
Character development program	Good	Down from Excellent	Excellent	Excellent
Dollars spent per pupil*	\$8,837	Up 3.5%	\$8,217	\$7,052
Percent of expenditures for instruction*	67.1%	Up from 64.3%	68.4%	69.1%
Percent of expenditures for teacher salaries*	56.2%	Down from 56.4%	60.5%	64.2%
% of AYP objectives met	69.2%		66.7%	85.7%

\* Prior year audited financial data available.

## EVALUATION RESULTS

	Teachers	Students*	Parents*
Number of surveys returned	16	26	21
Percent satisfied with learning environment	87.5%	84.0%	90.0%
Percent satisfied with social and physical environment	87.5%	68.0%	90.0%
Percent satisfied with school-home relations	75.0%	80.8%	90.5%

\*Only students at the highest elementary school grade level at this school and their parents were included.

## REPORT OF PRINCIPAL AND SCHOOL IMPROVEMENT COUNCIL

During the 2007-2008 school year, the West Lee Elementary School staff participated in ongoing professional development that focused on student achievement. With the assistance of our ERT Liaison, we engaged in a yearlong process of creating a focused school renewal plan to guide data analysis efforts and plan appropriate, relevant, and differentiated instruction.

We continued our LEAP (Language Enrichment and Acceleration Program) for kindergarten and first grade students, and we expanded the program to include second graders. Running records, Dominie, and Reading Recovery Survey results all indicate significant increases in the students' reading achievement.

Results of fall, winter, and spring MAP administrations revealed noticeable increases in students' reading, math, and science. STAR Reading was administered monthly to help us assess students' reading achievement and implement strategies for individual intervention and effective learning activities. We also conducted weekly math drills to facilitate student mastery of the basic facts. We implemented MAP focus groups to reinforce skills taught during regular instruction and to strengthen math achievement in all skill areas.

Parental involvement increased during the year and many opportunities were provided for parents to participate in the educational process of their children. Single-gender education was implemented in grade five, and we departmentalized instruction in grades four and five. MAP results indicated significant increases in these students' achievement, particularly in reading and math.

Sandra Frazier, our 4th & 5th grade ELA teacher, was selected as Teacher of the Year; our school was featured on WLTX-19 for our Relay for Life activities; our entire school went on a field trip as a year-end celebration/reward; and our principal was selected to serve as Director of Elementary Education for the 2008-2009 school year.

Dr. Cheryl S. Stover, Principal  
Dana Boyd, SIC/PTO Chairperson

Comprehensive detail, including definitions of rating, performance criteria, and explanations of status, is available on [www.ed.sc.gov](http://www.ed.sc.gov) and [www.eoc.sc.gov](http://www.eoc.sc.gov) as well as school and school district websites.

Printed versions are available from school districts upon request.

### Abbreviations Key

N/A Not Applicable N/AV Not Available N/C Not Collected N/R Not Reported I/S Insufficient Sample TBD To be determined  
NI Newly Identified CSI Continuing School Improvement CA Corrective Action RP Plan to Restructure R Restructure DELAY School Improvement Status HOLD School Improvement Status