



SC Annual School Report Card Summary

Lower Lee Elementary
Lee

Grades: PK-5

Enrollment: 299

Principal: Robert Ervin

Superintendent: Dr. Cleo Richardson

Board Chair: Sanya Moses

PERFORMANCE

Comprehensive detail, including definitions of ratings, performance criteria, and explanations of status, is available on www.ed.sc.gov and www.eoc.sc.gov as well as school and school district websites. Printed versions are available from school districts upon request.

YEAR	ABSOLUTE RATING	GROWTH RATING	PALMETTO GOLD/SILVER AWARD	AYP STATUS	NCLB IMPROVEMENT STATUS
2008	At-Risk	Below Average	TBD	Not Met	R
2007	At-Risk	At-Risk	N/A	Not Met	RP
2006	At-Risk	At-Risk	N/A	Not Met	CA

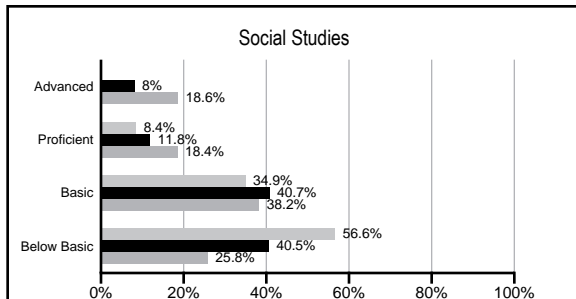
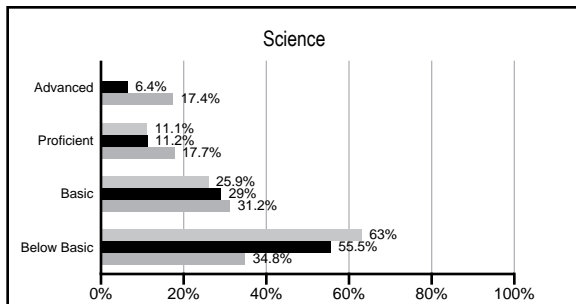
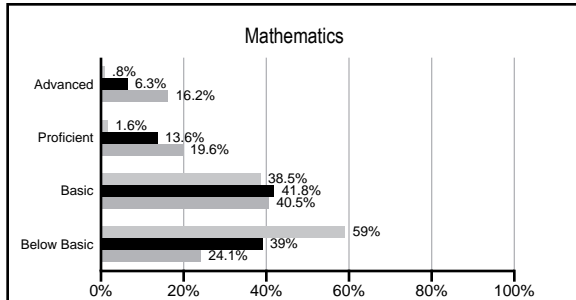
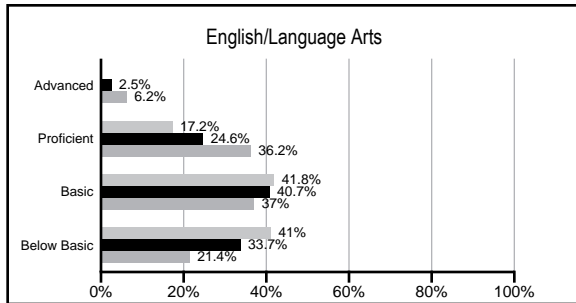
ABSOLUTE RATINGS OF ELEMENTARY SCHOOLS WITH STUDENTS LIKE OURS*

EXCELLENT	GOOD	AVERAGE	BELOW AVERAGE	AT-RISK
0	4	5	48	62

* Ratings are calculated with data available by 02/17/2009. Schools with Students like Ours are Elementary Schools with poverty indices of no more than 5% above or below the index for this school.


PACT PERFORMANCE

Our School Elementary Schools with Students Like Ours Elementary schools statewide



NAEP PERFORMANCE*

* Performance reported for SC and nation, data not available at school level. Percentages at NAEP Achievement Levels.



SC PERFORMANCE GOAL

2010 Goal:

By 2010, SC's student achievement will be ranked in the top half of the states nationally. To achieve this goal, we must become one of the fastest improving systems in the country.

2020 Goal: TBD

Abbreviations Key

N/A Not Applicable N/AV Not Available N/C Not Collected N/R Not Reported I/S Insufficient Sample TBD To be determined
NI Newly Identified CSI Continuing School Improvement CA Corrective Action RP Plan to Restructure R Restructure DELAY School Improvement Status HOLD School Improvement Status

Lower Lee Elementary [Lee]

SCHOOL PROFILE

	Our School	Change from Last Year	Elementary Schools with Students Like Ours	Median Elementary School
Students (n=299)				
Retention rate	2.7%	Up from 2.2%	3.1%	2.3%
Attendance rate	95.4%	Up from 95.3%	96.0%	96.3%
Eligible for gifted and talented	0.0%	No Change	2.8%	10.4%
With disabilities other than speech	2.6%	Down from 3.3%	7.8%	7.5%
Out-of-school suspensions or expulsions for violent &/or criminal offenses	0.0%	Down from 0.3%	0.0%	0.0%
Teachers (n=22)				
Teachers with advanced degrees	63.6%	Up from 60.0%	53.6%	56.7%
Continuing contract teachers	59.1%	Down from 70.0%	68.8%	77.3%
Teachers with emergency or provisional certificates	5.6%	No Change	0.0%	0.0%
Teachers returning from previous year	83.2%	Up from 76.2%	82.6%	86.4%
Teacher attendance rate	94.0%	Down from 98.4%	95.0%	94.9%
Average teacher salary	\$42,336	Up 1.9%	\$43,838	\$45,345
Classes not taught by highly qualified teachers	1.2%	No Change	1.2%	0.0%
School				
Principal's years at school	3.0	Up from 1.0	3.0	4.0
Student-teacher ratio in core subjects	16.9 to 1	Down from 18.4 to 1	16.4 to 1	18.5 to 1
Prime instructional time	89.0%	Down from 92.6%	89.3%	89.8%
Opportunities in the arts	Good	No Change	Good	Good
SACS accreditation	Yes	No Change	Yes	Yes
Character development program	Excellent	No Change	Excellent	Excellent
Dollars spent per pupil*	\$7,184	Down 6.7%	\$8,217	\$7,052
Percent of expenditures for instruction*	67.0%	Down from 73.4%	68.5%	69.1%
Percent of expenditures for teacher salaries*	62.1%	Down from 67.6%	60.8%	64.2%
% of AYP objectives met	53.8%		69.2%	85.7%

* Prior year audited financial data available.

EVALUATION RESULTS

	Teachers	Students*	Parents*
Number of surveys returned	26	38	33
Percent satisfied with learning environment	92.3%	97.3%	96.9%
Percent satisfied with social and physical environment	96.2%	100.0%	100.0%
Percent satisfied with school-home relations	92.0%	94.7%	100.0%

*Only students at the highest elementary school grade level at this school and their parents were included.

REPORT OF PRINCIPAL AND SCHOOL IMPROVEMENT COUNCIL

The theme for the 2007-2008 school year at Lower Lee Elementary School was "Anchored in Excellence: Every Child, Every Chance, Everyday!" With data analysis as a focus for our district and school, we immersed ourselves in many workshops and professional development activities that positively impacted instructional strategies used with our unique learners.

Lower Lee Elementary School also received the SC Reading First Grant for the 2007-2008 and 2008-2009 school years. The reading grant impacts grades K - 3 and afforded us the opportunity to purchase much needed equipment and supplies, upgrade classroom libraries, and increase the collection in the school's media center. All teachers of students in grades K - 3 participated in a yearlong study group to enhance their skills in the area of reading assessment and instruction. Additionally, the grant funds a full-time Reading Recovery teacher and a literacy coach.

Parent involvement continues to be a key element to help boost student achievement. Lower Lee actively involved parents this year through regular and evening parent-teacher conferences, PTO meetings, parent workshops, SIC committee involvement, parent volunteers, surveys, Title I Parenting activities, and school newsletters. The first PTO sponsored Annual Academic Awards Day Program was fantastic and provided over 200 trophies for students in recognition of their academic accomplishments for the 2007-2008 school year.

The 21st Century After School Program and Communities in Schools (CIS) afforded our students the opportunity to have quality afterschool academic experiences five days a week. The students were able to engage in multiple hands-on experiences, use technology effectively, and promote character education through meaningful enrichment activities.

As we implement a district customized version of the Anderson Five Curriculum next year, continue implementation of the SCRF Grant, and follow through with the use of student data to inform instruction, Lower Lee anticipates soaring to new heights and providing learning opportunities that will result in all students reaching their potential and achieving academic excellence!

Harriett Brevard, Principal
Vida Bradley, SIC Chairperson

Comprehensive detail, including definitions of rating, performance criteria, and explanations of status, is available on www.ed.sc.gov and www.eoc.sc.gov as well as school and school district websites.

Printed versions are available from school districts upon request.

Abbreviations Key

N/A Not Applicable N/AV Not Available N/C Not Collected N/R Not Reported I/S Insufficient Sample TBD To be determined
NI Newly Identified CSI Continuing School Improvement CA Corrective Action RP Plan to Restructure R Restructure DELAY School Improvement Status HOLD School Improvement Status