



# SC Annual School Report Card Summary

**Bishopville Primary Lee**

**Grades: PK-3**

**Enrollment: 545**

**Principal: Lei Knight**

**Superintendent: Dr. Cleo Richardson**

**Board Chair: Sanya Moses**

## PERFORMANCE

Comprehensive detail, including definitions of ratings, performance criteria, and explanations of status, is available on [www.ed.sc.gov](http://www.ed.sc.gov) and [www.eoc.sc.gov](http://www.eoc.sc.gov) as well as school and school district websites. Printed versions are available from school districts upon request.

| YEAR | ABSOLUTE RATING | GROWTH RATING | PALMETTO GOLD/SILVER AWARD | AYP STATUS | NCLB IMPROVEMENT STATUS |
|------|-----------------|---------------|----------------------------|------------|-------------------------|
| 2008 | At-Risk         | At-Risk       | TBD                        | Not Met    | NI                      |
| 2007 | Below Average   | Below Average | Gold                       | Not Met    | N/A                     |
| 2006 | Below Average   | Excellent     | N/A                        | Met        | N/A                     |

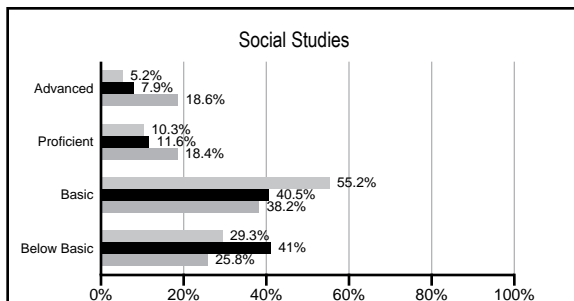
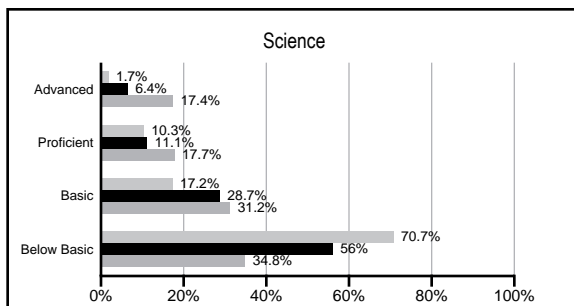
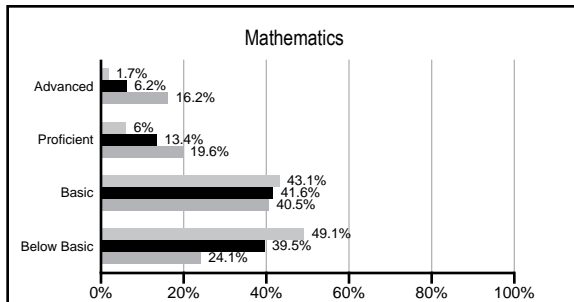
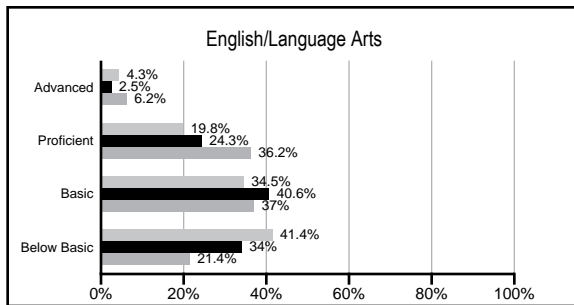
## ABSOLUTE RATINGS OF ELEMENTARY SCHOOLS WITH STUDENTS LIKE OURS\*

| EXCELLENT | GOOD | AVERAGE | BELOW AVERAGE | AT-RISK |
|-----------|------|---------|---------------|---------|
| 0         | 4    | 4       | 46            | 61      |

\* Ratings are calculated with data available by 02/17/2009. Schools with Students like Ours are Elementary Schools with poverty indices of no more than 5% above or below the index for this school.

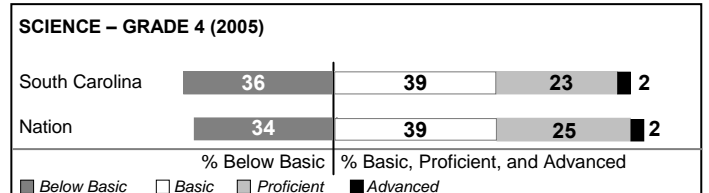
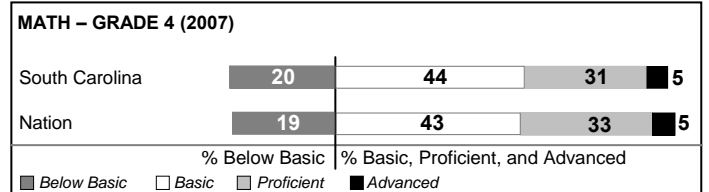
## PACT PERFORMANCE

Our School    Elementary Schools with Students Like Ours    Elementary schools statewide



## NAEP PERFORMANCE\*

\* Performance reported for SC and nation, data not available at school level. Percentages at NAEP Achievement Levels.



## SC PERFORMANCE GOAL

2010 Goal:

*By 2010, SC's student achievement will be ranked in the top half of the states nationally. To achieve this goal, we must become one of the fastest improving systems in the country.*

2020 Goal: TBD

### Abbreviations Key

N/A Not Applicable N/AV Not Available N/C Not Collected N/R Not Reported I/S Insufficient Sample TBD To be determined  
 NI Newly Identified CSI Continuing School Improvement CA Corrective Action RP Plan to Restructure R Restructure DELAY School Improvement Status HOLD School Improvement Status

# Bishopville Primary [Lee]

## SCHOOL PROFILE

|  | Our School | Change from Last Year | Elementary Schools with Students Like Ours | Median Elementary School |
|--|------------|-----------------------|--|--------------------------|
| <b>Students (n=545)</b>  |            |                       |  |                          |
| Retention rate   | 5.4%       | Down from 6.3%        | 3.1%                                       | 2.3%                     |
| Attendance rate  | 93.6%      | Up from 93.3%         | 96.0%                                      | 96.3%                    |
| Eligible for gifted and talented   | 0.0%       | Down from 0.9%        | 2.9%                                       | 10.4%                    |
| With disabilities other than speech  | 7.6%       | Up from 5.9%          | 7.7%                                       | 7.5%                     |
| Out-of-school suspensions or expulsions for violent &/or criminal offenses | 0.0%       | No Change             | 0.0%                                       | 0.0%                     |
| <b>Teachers (n=42)</b>   |            |                       |  |                          |
| Teachers with advanced degrees   | 52.4%      | Up from 48.9%         | 53.8%                                      | 56.7%                    |
| Continuing contract teachers   | 69.0%      | Down from 71.1%       | 69.0%                                      | 77.3%                    |
| Teachers with emergency or provisional certificates                        | 11.1%      | Up from 10.3%         | 0.0%                                       | 0.0%                     |
| Teachers returning from previous year                                      | 88.3%      | Up from 82.7%         | 82.7%                                      | 86.4%                    |
| Teacher attendance rate  | 97.1%      | N/R                   | 95.0%                                      | 94.9%                    |
| Average teacher salary   | \$41,583   | Up 5.8%               | \$43,838                                   | \$45,345                 |
| Classes not taught by highly qualified teachers                            | 8.0%       | Down from 10.2%       | 1.2%                                       | 0.0%                     |
| <b>School</b>  |            |                       |  |                          |
| Principal's years at school  | 2.0        | Up from 1.0           | 3.0  | 4.0                      |
| Student-teacher ratio in core subjects                                     | 17.0 to 1  | Down from 17.2 to 1   | 16.5 to 1                                  | 18.5 to 1                |
| Prime instructional time   | 88.2%      | N/R                   | 89.3%                                      | 89.8%                    |
| Opportunities in the arts  | Good       | No Change             | Good                                       | Good                     |
| SACS accreditation   | Yes        | No Change             | Yes  | Yes                      |
| Character development program  | Excellent  | No Change             | Excellent                                  | Excellent                |
| Dollars spent per pupil*   | \$6,311    | Up 7.3%               | \$8,189                                    | \$7,052                  |
| Percent of expenditures for instruction*                                   | 72.8%      | Up from 72.5%         | 68.5%                                      | 69.1%                    |
| Percent of expenditures for teacher salaries*                              | 65.9%      | Down from 67.6%       | 60.8%                                      | 64.2%                    |
| % of AYP objectives met  | 53.8%      |                       | 69.2%                                      | 85.7%                    |

\* Prior year audited financial data available.

## EVALUATION RESULTS

|  | Teachers | Students* | Parents* |
|--|----------|-----------|----------|
| Number of surveys returned                             | 34       | 110       | 39       |
| Percent satisfied with learning environment            | 78.8%    | 81.6%     | 76.9%    |
| Percent satisfied with social and physical environment | 79.4%    | 85.7%     | 74.4%    |
| Percent satisfied with school-home relations           | 45.5%    | 82.4%     | 82.1%    |

\*Only students at the highest elementary school grade level at this school and their parents were included.

## REPORT OF PRINCIPAL AND SCHOOL IMPROVEMENT COUNCIL

At Bishopville Primary School, we are committed to "Putting Children First." Our faculty and staff work diligently to ensure that each child is prepared for the future through a positive, safe learning environment.

BPS provided many educational opportunities to help improve student growth and achievement. Preschool and kindergarten students received instruction through the Creative Curriculum model. First grade students participated in Language Enrichment and Acceleration Program (LEAP). Third grade students received extra help in science and math in our Measures of Academic Progress (MAP) review sessions. Third grade students participated in our 21st Century After-School Program which enabled our students to grow academically, socially, and physically. The after-school program was supported through Project Reach where high school students tutored twice a week one-on-one or in small groups.

A \$35,000 Project Read Grant enabled our 5K through third grade teachers to receive two days of professional development as well as the materials needed to provide reading instruction for our children. All grade levels received staff development and used the new Approved Curriculum Guides.

Caroline Coleman Bennett, author of Charley's Columbia Backyard, visited the school. Several art students had their work displayed at the Lee County Opera House during the month of February.

First grade through third grade students received hands-on experience with weekly visits to the science lab and field trips that provided our children with real-world experiences. These trips included Historic Camden, Myrtle Beach, and the Pumpkin and Strawberry Patches. New technology purchased this year included several ActivBoards, ELMOs, laptops, and desktop computers for use in the classroom.

Committed to preparing confident, competent, and responsible students, character education is integrated daily. Our school and community participated in several service learning projects to help promote good character. Business partners, the Lee County 4-H Club and Rexam, assisted us with promoting good character.

Staff members were provided opportunities to participate in staff development to improve instruction and assessment. These included MAP and PACT data analysis, Music and Movement, Domine training, Writers' Workshop, using small group differentiated instruction, and using Technology in the Classroom.

Parents and community members were frequent and welcomed guests at our school. Several opportunities for their involvement were offered throughout the year with programs such as Read Across America Day, Honors Programs, Authors' Teas, Parent Chat, and Family Nights.

Sarah McCutchen, School Improvement Chairperson  
Mary W. Randall, Principal

Comprehensive detail, including definitions of rating, performance criteria, and explanations of status, is available on [www.ed.sc.gov](http://www.ed.sc.gov) and [www.eoc.sc.gov](http://www.eoc.sc.gov) as well as school and school district websites.

Printed versions are available from school districts upon request.

### Abbreviations Key

N/A Not Applicable N/AV Not Available N/C Not Collected N/R Not Reported I/S Insufficient Sample TBD To be determined

NI Newly Identified CSI Continuing School Improvement CA Corrective Action RP Plan to Restructure R Restructure DELAY School Improvement Status HOLD School Improvement Status