



SC Annual School Report Card Summary

Joanna-Woodson Elementary
 Laurens 56
 Grades: K-5 Enrollment: 282
 Principal: Melodie C. Edwards
 Superintendent: Dr. Wayne Brazell
 Board Chair: Linda Darby

PERFORMANCE

Comprehensive detail, including definitions of ratings, performance criteria, and explanations of status, is available on www.ed.sc.gov and www.eoc.sc.gov as well as school and school district websites. Printed versions are available from school districts upon request.

YEAR	ABSOLUTE RATING	GROWTH RATING	PALMETTO GOLD/SILVER AWARD	AYP STATUS	NCLB IMPROVEMENT STATUS
2008	Average	Average	TBD	Met	N/A
2007	Good	Below Average	Silver	Met	N/A
2006	Good	Good	Silver	Met	N/A

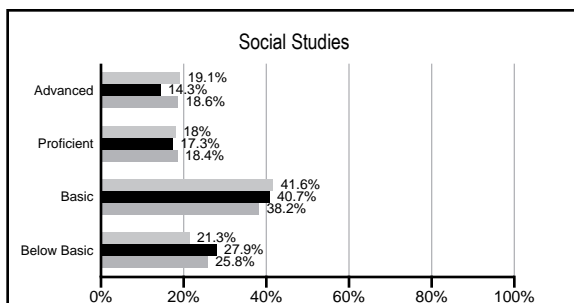
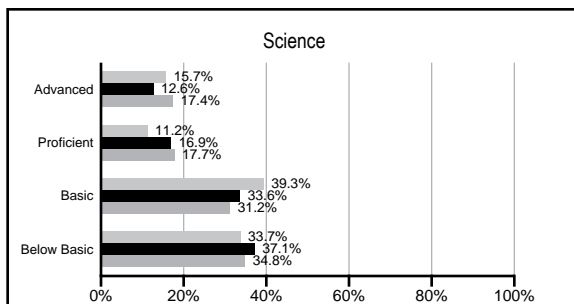
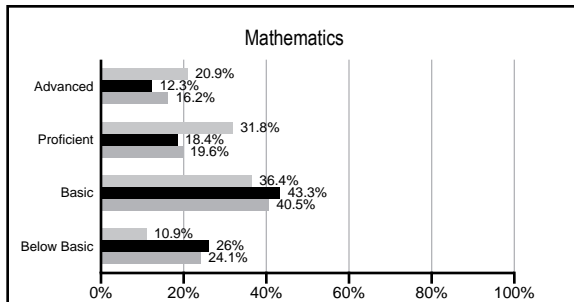
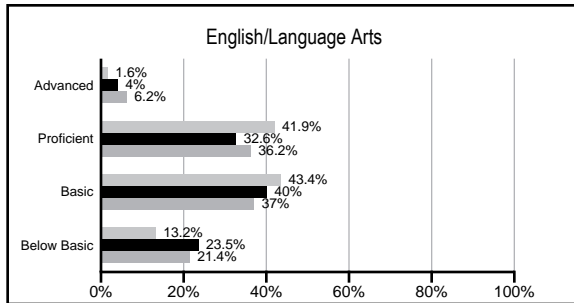
ABSOLUTE RATINGS OF ELEMENTARY SCHOOLS WITH STUDENTS LIKE OURS*

EXCELLENT	GOOD	AVERAGE	BELOW AVERAGE	AT-RISK
0	2	35	44	1

* Ratings are calculated with data available by 02/17/2009. Schools with Students like Ours are Elementary Schools with poverty indices of no more than 5% above or below the index for this school.


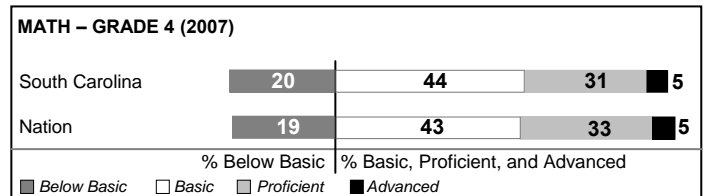
PACT PERFORMANCE

Our School
 Elementary Schools with Students Like Ours
 Elementary schools statewide



NAEP PERFORMANCE*

* Performance reported for SC and nation, data not available at school level. Percentages at NAEP Achievement Levels.



SC PERFORMANCE GOAL

2010 Goal:

By 2010, SC's student achievement will be ranked in the top half of the states nationally. To achieve this goal, we must become one of the fastest improving systems in the country.

2020 Goal: TBD

Abbreviations Key

N/A Not Applicable N/AV Not Available N/C Not Collected N/R Not Reported I/S Insufficient Sample TBD To be determined
 NI Newly Identified CSI Continuing School Improvement CA Corrective Action RP Plan to Restructure R Restructure DELAY School Improvement Status HOLD School Improvement Status

Joanna-Woodson Elementary [Laurens 56]

SCHOOL PROFILE

	Our School	Change from Last Year	Elementary Schools with Students Like Ours	Median Elementary School
Students (n=282)				
Retention rate	6.4%	Up from 4.9%	2.8%	2.3%
Attendance rate	96.1%	Down from 96.4%	96.0%	96.3%
Eligible for gifted and talented	3.5%	Down from 5.2%	6.5%	10.4%
With disabilities other than speech	10.5%	Up from 5.2%	8.9%	7.5%
Out-of-school suspensions or expulsions for violent &/or criminal offenses	0.0%	No Change	0.0%	0.0%
Teachers (n=19)				
Teachers with advanced degrees	52.6%	Down from 60.0%	54.0%	56.7%
Continuing contract teachers	94.7%	Down from 95.0%	75.8%	77.3%
Teachers with emergency or provisional certificates	0.0%	No Change	0.0%	0.0%
Teachers returning from previous year	80.3%	Down from 84.1%	85.9%	86.4%
Teacher attendance rate	97.4%	Down from 97.9%	94.8%	94.9%
Average teacher salary	\$46,868	Up 7.9%	\$44,459	\$45,345
Classes not taught by highly qualified teachers	0.0%	No Change	0.0%	0.0%
School				
Principal's years at school	0.0	Down from 5.0	3.0	4.0
Student-teacher ratio in core subjects	21.1 to 1	Up from 19.1 to 1	18.0 to 1	18.5 to 1
Prime instructional time	92.9%	Down from 93.3%	89.0%	89.8%
Opportunities in the arts	Good	No Change	Good	Good
SACS accreditation	Yes	No Change	Yes	Yes
Character development program	Good	No Change	Excellent	Excellent
Dollars spent per pupil*	\$8,384	Up 5.5%	\$7,368	\$7,052
Percent of expenditures for instruction*	56.0%	Down from 56.1%	69.2%	69.1%
Percent of expenditures for teacher salaries*	54.4%	Up from 52.8%	64.1%	64.2%
% of AYP objectives met	100.0%		76.9%	85.7%

* Prior year audited financial data available.

EVALUATION RESULTS

	Teachers	Students*	Parents*
Number of surveys returned	22	42	29
Percent satisfied with learning environment	100.0%	90.5%	89.7%
Percent satisfied with social and physical environment	100.0%	88.1%	93.1%
Percent satisfied with school-home relations	100.0%	82.9%	86.2%

*Only students at the highest elementary school grade level at this school and their parents were included.

REPORT OF PRINCIPAL AND SCHOOL IMPROVEMENT COUNCIL

Joanna-Woodson Elementary School celebrated another successful school year during which our high quality staff provided students a variety of opportunities to increase in academic achievement.

This was our first year to participate in the Teacher Advancement Program (TAP). Our teachers participated in staff development, which focused on problem solving using model drawing in math and Question-Answer Relationships in ELA.

Our PACT scores for 2007 reflected growth for our school. We met 15 out of 15 objectives to make Adequate Yearly Progress. Joanna-Woodson also received an award from the South Carolina Oversight Committee for our accomplishments in closing the achievement gap through the exemplary 2007 PACT performance of historically underachieving students.

We have upgraded technology in the building and look forward to having SMART BOARDS in every classroom for the 2007-2008 school year.

Each year we celebrate our successes, but also look for ways to improve. With the continued dedication of teachers, staff, parents, students, and community we feel confident in our ability to maximize the learning of all students who are a part of the Joanna-Woodson family.

Melodie Edwards, Principal
Mary Bagwell, SIC

Comprehensive detail, including definitions of rating, performance criteria, and explanations of status, is available on www.ed.sc.gov and www.eoc.sc.gov as well as school and school district websites.

Printed versions are available from school districts upon request.

Abbreviations Key

N/A Not Applicable N/AV Not Available N/C Not Collected N/R Not Reported I/S Insufficient Sample TBD To be determined

NI Newly Identified CSI Continuing School Improvement CA Corrective Action RP Plan to Restructure R Restructure DELAY School Improvement Status HOLD School Improvement Status