



SC Annual School Report Card Summary

Clinton Elementary
 Laurens 56
 Grades: PK-5 Enrollment: 596
 Principal: Brenda Romines
 Superintendent: Dr. Wayne Brazell
 Board Chair: Linda Darby

PERFORMANCE

Comprehensive detail, including definitions of ratings, performance criteria, and explanations of status, is available on www.ed.sc.gov and www.eoc.sc.gov as well as school and school district websites. Printed versions are available from school districts upon request.

YEAR	ABSOLUTE RATING	GROWTH RATING	PALMETTO GOLD/SILVER AWARD	AYP STATUS	NCLB IMPROVEMENT STATUS
2008	Below Average	At-Risk	TBD	Not Met	N/A
2007	Average	Good	N/A	Met	N/A
2006	Below Average	Below Average	N/A	Not Met	N/A

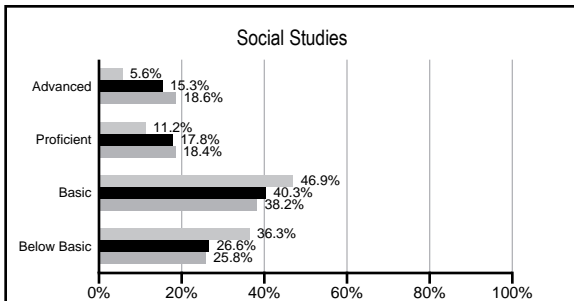
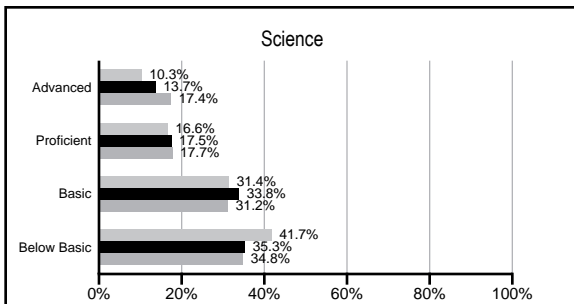
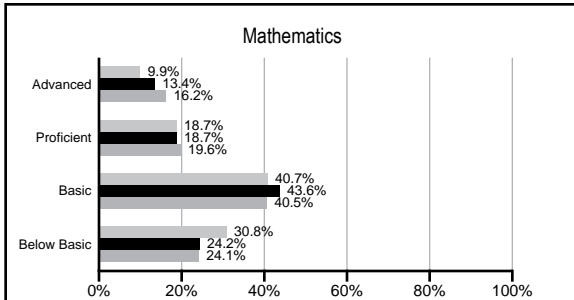
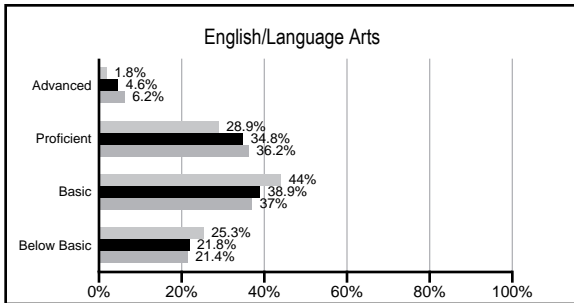
ABSOLUTE RATINGS OF ELEMENTARY SCHOOLS WITH STUDENTS LIKE OURS*

EXCELLENT	GOOD	AVERAGE	BELOW AVERAGE	AT-RISK
0	3	49	35	1

* Ratings are calculated with data available by 02/17/2009. Schools with Students like Ours are Elementary Schools with poverty indices of no more than 5% above or below the index for this school.

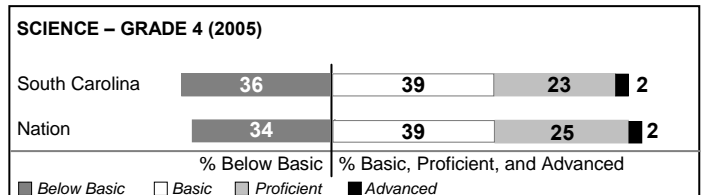

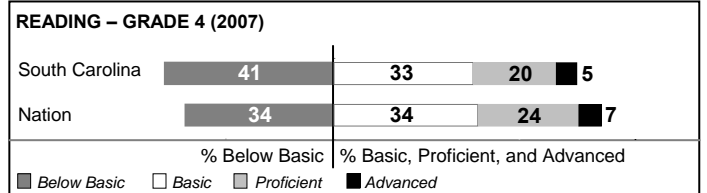
PACT PERFORMANCE

Our School
 Elementary Schools with Students Like Ours
 Elementary schools statewide



NAEP PERFORMANCE*

* Performance reported for SC and nation, data not available at school level. Percentages at NAEP Achievement Levels.



SC PERFORMANCE GOAL

2010 Goal:
 By 2010, SC's student achievement will be ranked in the top half of the states nationally. To achieve this goal, we must become one of the fastest improving systems in the country.

2020 Goal: TBD

Abbreviations Key

N/A Not Applicable N/AV Not Available N/C Not Collected N/R Not Reported I/S Insufficient Sample TBD To be determined
 NI Newly Identified CSI Continuing School Improvement CA Corrective Action RP Plan to Restructure R Restructure DELAY School Improvement Status HOLD School Improvement Status

Clinton Elementary [Laurens 56]

SCHOOL PROFILE

	Our School	Change from Last Year	Elementary Schools with Students Like Ours	Median Elementary School
Students (n=596)				
Retention rate	2.7%	Down from 2.8%	2.9%	2.3%
Attendance rate	96.1%	Down from 96.4%	96.2%	96.3%
Eligible for gifted and talented	3.7%	Down from 5.7%	9.5%	10.4%
With disabilities other than speech	5.5%	Up from 4.5%	8.7%	7.5%
Out-of-school suspensions or expulsions for violent &/or criminal offenses	0.0%	No Change	0.0%	0.0%
Teachers (n=38)				
Teachers with advanced degrees	57.9%	Up from 57.6%	58.1%	56.7%
Continuing contract teachers	78.9%	Down from 81.8%	81.0%	77.3%
Teachers with emergency or provisional certificates	0.0%	No Change	0.0%	0.0%
Teachers returning from previous year	84.9%	Down from 86.6%	87.5%	86.4%
Teacher attendance rate	95.3%	Up from 94.7%	94.8%	94.9%
Average teacher salary	\$45,126	Up 1.6%	\$45,509	\$45,345
Classes not taught by highly qualified teachers	0.0%	Down from 4.8%	0.0%	0.0%
School				
Principal's years at school	2.0	Up from 1.0	4.0	4.0
Student-teacher ratio in core subjects	21.6 to 1	Up from 20.4 to 1	18.5 to 1	18.5 to 1
Prime instructional time	87.8%	Down from 88.6%	89.4%	89.8%
Opportunities in the arts	Excellent	Up from Good	Good	Good
SACS accreditation	Yes	No Change	Yes	Yes
Character development program	Below Average	No Change	Excellent	Excellent
Dollars spent per pupil*	\$7,373	Up 7.6%	\$6,918	\$7,052
Percent of expenditures for instruction*	61.9%	Down from 67.1%	68.9%	69.1%
Percent of expenditures for teacher salaries*	56.1%	Down from 59.7%	65.6%	64.2%
% of AYP objectives met	66.7%		88.2%	85.7%

* Prior year audited financial data available.

EVALUATION RESULTS

	Teachers	Students*	Parents*
Number of surveys returned	39	93	55
Percent satisfied with learning environment	97.4%	95.7%	81.1%
Percent satisfied with social and physical environment	92.3%	98.9%	85.5%
Percent satisfied with school-home relations	82.1%	94.4%	88.9%

*Only students at the highest elementary school grade level at this school and their parents were included.

REPORT OF PRINCIPAL AND SCHOOL IMPROVEMENT COUNCIL

Clinton Elementary School continues to provide a positive and safe environment for students, which promotes high academic standards and expectations for all students. This past year our school earned the Palmetto Silver Award in recognition of the academic achievement of our students and the high standards held by our staff.

Students at M.S. Bailey Elementary and Thornwell Elementary joined Clinton Elementary in the fall of 2007. Now serving over 600 students, Clinton Elementary is committed to putting children first and seeing that all students achieve. Our goal is to make a positive difference in the lives of each student entrusted to us.

CES continues to benefit from several successful programs. South Carolina Reading First, South Carolina Reading Initiative, Math and Science Coaching Initiative, and the Teacher Advancement Program provide various professional development opportunities for our teachers. Teachers have continued to move forward in their professional growth by attending workshops, participating in study groups and clusters, and meeting regularly to discuss effective methods for promoting learning and achievement for all students.

Our Parent and Teacher Organization (PTO) supported school initiatives again this year. PTO sponsored family events, purchased classroom materials, and created opportunities for our community to connect with our school. The School Improvement Council (SIC) provides vision and direction to develop, implement, and reflect on the school's plan of action. Many classrooms are equipped with Smartboards, LCD projectors, laptop computers, and Dukane projectors. Teachers and students are expanding their technology skills. Students in grades 3-5 were able to participate in afterschool tutoring. The members of these two committees are vital to our success.

We are blessed to have the opportunity to shape the future and provide a quality education for our students at Clinton Elementary School. We strive to reflect and improve as we continue to push students towards achievement. It is with the commitment and support of students, teachers, staff, parents, and community members that we can excel and make a difference.

Brenda Romines, Principal
Mark Peoples, SIC Chair

Comprehensive detail, including definitions of rating, performance criteria, and explanations of status, is available on www.ed.sc.gov and www.eoc.sc.gov as well as school and school district websites.

Printed versions are available from school districts upon request.

Abbreviations Key

N/A Not Applicable N/AV Not Available N/C Not Collected N/R Not Reported I/S Insufficient Sample TBD To be determined

NI Newly Identified CSI Continuing School Improvement CA Corrective Action RP Plan to Restructure R Restructure DELAY School Improvement Status HOLD School Improvement Status