



SC Annual School Report Card Summary

McDonald Green Elementary
Lancaster County

Grades: K-5 Enrollment: 479
Principal: Latrice "Michelle" Crosby
Superintendent: Richard E. Moore
Board Chair: Charlene McGriff

PERFORMANCE

Comprehensive detail, including definitions of ratings, performance criteria, and explanations of status, is available on www.ed.sc.gov and www.eoc.sc.gov as well as school and school district websites. Printed versions are available from school districts upon request.

YEAR	ABSOLUTE RATING	GROWTH RATING	PALMETTO GOLD/SILVER AWARD	AYP STATUS	NCLB IMPROVEMENT STATUS
2008	Good	Average	TBD	Met	N/A
2007	Good	Below Average	N/A	Met	N/A
2006	Good	Below Average	N/A	Met	N/A

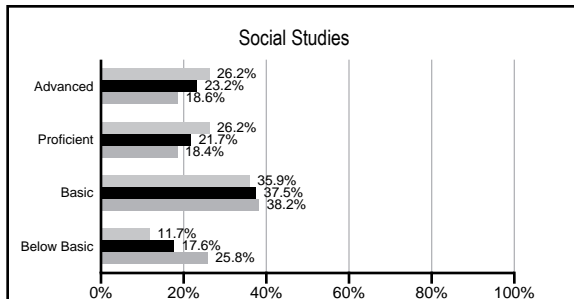
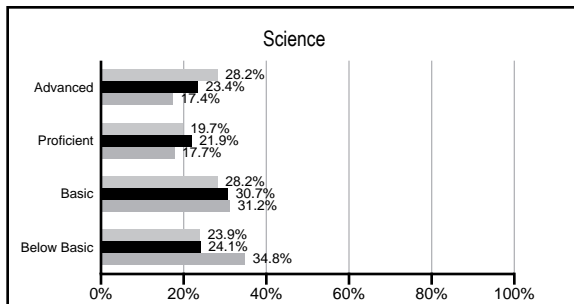
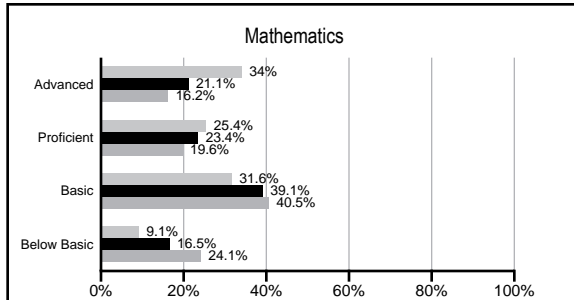
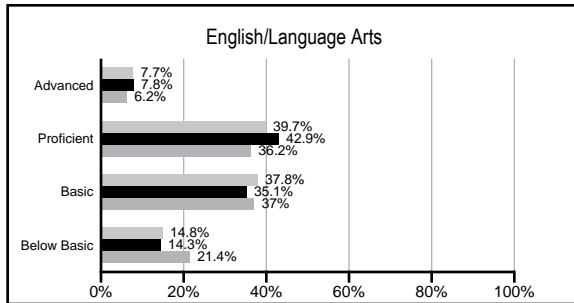
ABSOLUTE RATINGS OF ELEMENTARY SCHOOLS WITH STUDENTS LIKE OURS*

EXCELLENT	GOOD	AVERAGE	BELOW AVERAGE	AT-RISK
2	33	56	3	0

* Ratings are calculated with data available by 02/17/2009. Schools with Students like Ours are Elementary Schools with poverty indices of no more than 5% above or below the index for this school.

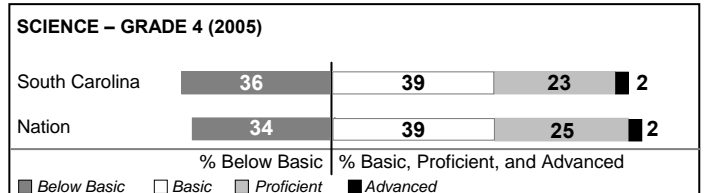

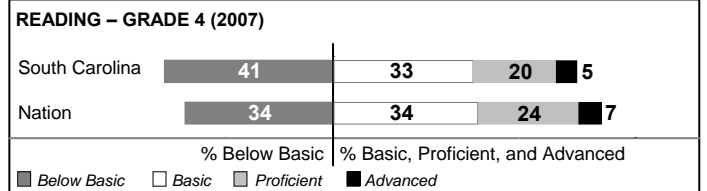
PACT PERFORMANCE

Our School Elementary Schools with Students Like Ours Elementary schools statewide



NAEP PERFORMANCE*

* Performance reported for SC and nation, data not available at school level. Percentages at NAEP Achievement Levels.



SC PERFORMANCE GOAL

2010 Goal:

By 2010, SC's student achievement will be ranked in the top half of the states nationally. To achieve this goal, we must become one of the fastest improving systems in the country.

2020 Goal: TBD

Abbreviations Key

N/A Not Applicable N/AV Not Available N/C Not Collected N/R Not Reported I/S Insufficient Sample TBD To be determined
NI Newly Identified CSI Continuing School Improvement CA Corrective Action RP Plan to Restructure R Restructure DELAY School Improvement Status HOLD School Improvement Status

McDonald Green Elementary [Lancaster County]

SCHOOL PROFILE

	Our School	Change from Last Year	Elementary Schools with Students Like Ours	Median Elementary School
Students (n=479)				
Retention rate	1.7%	Up from 1.4%	2.1%	2.3%
Attendance rate	96.4%	Up from 96.2%	96.4%	96.3%
Eligible for gifted and talented	9.6%	Down from 10.3%	14.7%	10.4%
With disabilities other than speech	3.7%	Up from 2.6%	6.9%	7.5%
Out-of-school suspensions or expulsions for violent &/or criminal offenses	0.0%	Down from 0.2%	0.0%	0.0%
Teachers (n=31)				
Teachers with advanced degrees	67.7%	Up from 61.3%	56.6%	56.7%
Continuing contract teachers	77.4%	No Change	79.4%	77.3%
Teachers with emergency or provisional certificates	3.7%	Down from 3.8%	0.0%	0.0%
Teachers returning from previous year	88.6%	Down from 90.9%	88.9%	86.4%
Teacher attendance rate	94.1%	Down from 95.9%	94.9%	94.9%
Average teacher salary	\$46,546	Up 3.5%	\$45,998	\$45,345
Classes not taught by highly qualified teachers	2.8%	Down from 5.6%	0.0%	0.0%
School				
Principal's years at school	2.0	Up from 1.0	5.0	4.0
Student-teacher ratio in core subjects	19.8 to 1	Down from 21.0 to 1	19.3 to 1	18.5 to 1
Prime instructional time	89.0%	Down from 90.6%	90.3%	89.8%
Opportunities in the arts	Good	No Change	Good	Good
SACS accreditation	Yes	No Change	Yes	Yes
Character development program	Excellent	No Change	Excellent	Excellent
Dollars spent per pupil*	\$5,884	Up 2.9%	\$6,405	\$7,052
Percent of expenditures for instruction*	70.4%	Down from 71.1%	69.9%	69.1%
Percent of expenditures for teacher salaries*	65.3%	Down from 67.4%	65.7%	64.2%
% of AYP objectives met	100.0%		92.3%	85.7%

* Prior year audited financial data available.

EVALUATION RESULTS

	Teachers	Students*	Parents*
Number of surveys returned	27	63	51
Percent satisfied with learning environment	100.0%	96.8%	98.0%
Percent satisfied with social and physical environment	100.0%	95.2%	94.1%
Percent satisfied with school-home relations	96.3%	100.0%	86.3%

*Only students at the highest elementary school grade level at this school and their parents were included.

REPORT OF PRINCIPAL AND SCHOOL IMPROVEMENT COUNCIL

Being the home of the Dragonflies, McDonald Green's teachers and enthusiastic students commit themselves to excellence in education. The school overflows with dedicated stakeholders who include parents, teachers, administrators, and community members who assist the students in becoming lifelong learners who can problem solve, think critically, value the arts, and value diversity. Because of the stakeholders' dedication and collaboration with the school, our children's learning has been enhanced.

McDonald Green was recognized by our State Superintendent of Education, Mr. Jim Rex, along with the State's Education Oversight Committee, for closing the Achievement Gap of our free/reduced lunch population in the area of math on the PACT test. McDonald Green prides itself in being honored for this award along with the gains students have accomplished in state and local assessments.

Because McDonald Green's staff is dedicated to using a variety of research-based instructional strategies unique to each child, gains were evident on these assessments. The school continues to offer afterschool reading and math labs, as well as the "Power Up for PACT" program for grades 3-5; these have been contributors for the great improvements in student achievement.

Instructional focus areas at McDonald Green have centered on math, reading, and writing. Students have had the opportunity to strengthen mathematical skills through the use of flexible grouping based on their performance on the MAP (Measures of Academic Progress) Test. Reading instruction has been expanded by using nonfiction literature pieces across the curriculum. Students continue to improve their writing skills by incorporating concepts learned from instruction on the "6 Traits of Writing" and by using Journal Express in daily instruction. Interactions with SMARTBoards have heightened students' interest levels and truly engaged them in their learning. McDonald Green continues to increase student achievement by analyzing MAP and PACT data to provide direction for instruction.

Striving to give students a thirst for knowledge, McDonald Green continues to prepare the students to be independent, responsible learners. The school creates an environment that's conducive to learning because of the faculty's continuous growth and commitment to success. By providing varied educational opportunities, McDonald Green Elementary prepares students to be active contributors to the community in which they live.

Michelle Crosby, Principal
Calvin Catoe, SIC Chairperson

Comprehensive detail, including definitions of rating, performance criteria, and explanations of status, is available on www.ed.sc.gov and www.eoc.sc.gov as well as school and school district websites.

Printed versions are available from school districts upon request.

Abbreviations Key

N/A Not Applicable N/AV Not Available N/C Not Collected N/R Not Reported I/S Insufficient Sample TBD To be determined
NI Newly Identified CSI Continuing School Improvement CA Corrective Action RP Plan to Restructure R Restructure DELAY School Improvement Status HOLD School Improvement Status