



SC Annual School Report Card Summary

Indian Land Elementary
Lancaster County

Grades: K-5

Enrollment: 981

Principal: Elizabeth Blum

Superintendent: Richard E. Moore

Board Chair: Charlene McGriff

PERFORMANCE

Comprehensive detail, including definitions of ratings, performance criteria, and explanations of status, is available on www.ed.sc.gov and www.eoc.sc.gov as well as school and school district websites. Printed versions are available from school districts upon request.

YEAR	ABSOLUTE RATING	GROWTH RATING	PALMETTO GOLD/SILVER AWARD	AYP STATUS	NCLB IMPROVEMENT STATUS
2008	Average	Below Average	TBD	Not Met	N/A
2007	Average	Below Average	Silver	Not Met	N/A
2006	Average	Good	N/A	Not Met	N/A

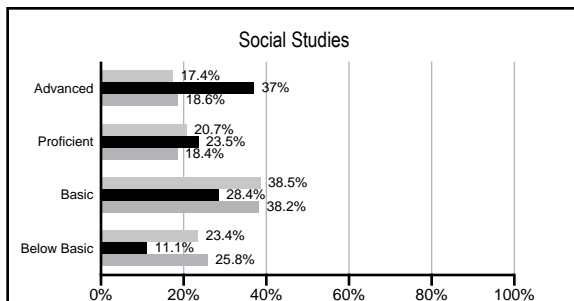
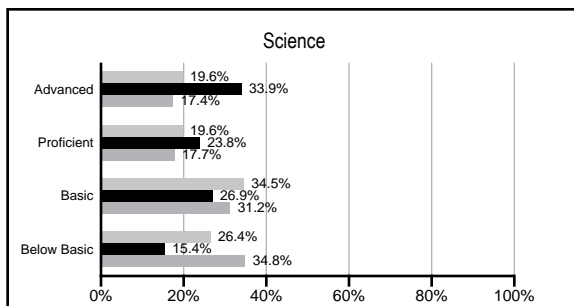
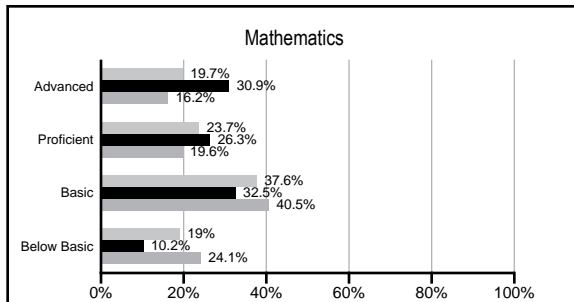
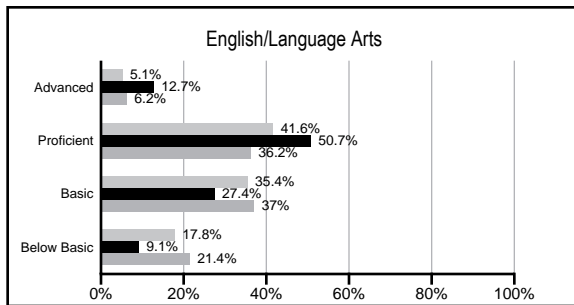
ABSOLUTE RATINGS OF ELEMENTARY SCHOOLS WITH STUDENTS LIKE OURS*

EXCELLENT	GOOD	AVERAGE	BELOW AVERAGE	AT-RISK
6	21	3	0	0

* Ratings are calculated with data available by 02/17/2009. Schools with Students like Ours are Elementary Schools with poverty indices of no more than 5% above or below the index for this school.

PACT PERFORMANCE

Our School Elementary Schools with Students Like Ours Elementary schools statewide



NAEP PERFORMANCE*

* Performance reported for SC and nation, data not available at school level. Percentages at NAEP Achievement Levels.



SC PERFORMANCE GOAL

2010 Goal:

By 2010, SC's student achievement will be ranked in the top half of the states nationally. To achieve this goal, we must become one of the fastest improving systems in the country.

2020 Goal: TBD

Abbreviations Key

N/A Not Applicable N/AV Not Available N/C Not Collected N/R Not Reported I/S Insufficient Sample TBD To be determined
NI Newly Identified CSI Continuing School Improvement CA Corrective Action RP Plan to Restructure R Restructure DELAY School Improvement Status HOLD School Improvement Status

Indian Land Elementary [Lancaster County]

SCHOOL PROFILE

	Our School	Change from Last Year	Elementary Schools with Students Like Ours	Median Elementary School
Students (n=981)				
Retention rate	2.2%	Up from 1.9%	1.0%	2.3%
Attendance rate	95.8%	Up from 95.6%	97.0%	96.3%
Eligible for gifted and talented	12.7%	Down from 13.8%	27.3%	10.4%
With disabilities other than speech	6.8%	Up from 6.2%	6.4%	7.5%
Out-of-school suspensions or expulsions for violent &/or criminal offenses	0.1%	Up from 0.0%	0.0%	0.0%
Teachers (n=57)				
Teachers with advanced degrees	45.6%	Down from 50.6%	59.2%	56.7%
Continuing contract teachers	54.4%	Down from 70.1%	83.3%	77.3%
Teachers with emergency or provisional certificates	2.5%	Down from 3.1%	0.0%	0.0%
Teachers returning from previous year	79.8%	Down from 89.1%	87.7%	86.4%
Teacher attendance rate	95.1%	Up from 94.3%	95.0%	94.9%
Average teacher salary	\$43,138	Up 1.0%	\$46,660	\$45,345
Classes not taught by highly qualified teachers	3.1%	Up from 2.2%	0.0%	0.0%
School				
Principal's years at school	1.0	Down from 2.0	5.0	4.0
Student-teacher ratio in core subjects	22.7 to 1	Up from 20.8 to 1	19.5 to 1	18.5 to 1
Prime instructional time	88.3%	Up from 87.7%	90.3%	89.8%
Opportunities in the arts	Good	No Change	Good	Good
SACS accreditation	Yes	No Change	Yes	Yes
Character development program	Excellent	No Change	Excellent	Excellent
Dollars spent per pupil*	\$5,010	Down 3.7%	\$6,685	\$7,052
Percent of expenditures for instruction*	77.3%	Down from 77.8%	72.8%	69.1%
Percent of expenditures for teacher salaries*	72.2%	Down from 73.1%	62.8%	64.2%
% of AYP objectives met	79.3%		88.2%	85.7%

* Prior year audited financial data available.

EVALUATION RESULTS

	Teachers	Students*	Parents*
Number of surveys returned	95	142	126
Percent satisfied with learning environment	91.4%	81.7%	79.2%
Percent satisfied with social and physical environment	89.5%	76.6%	83.9%
Percent satisfied with school-home relations	93.6%	83.6%	75.0%

*Only students at the highest elementary school grade level at this school and their parents were included.

REPORT OF PRINCIPAL AND SCHOOL IMPROVEMENT COUNCIL

This has been a great year for Indian Land Elementary School. As we broke away from being a K-8 school in to being a K-5 campus, we have opened the door to many new accomplishments and challenges. We continue to focus on providing a challenging curriculum for all learners by providing programs, activities, and training for staff members. Excelling in the midst of change and growth continues to be our overall goal for Indian Land Elementary School. We recognize the power of partnership and the use of resources to achieve our goals.

The school's primary focus continues to be to ensure all students demonstrate competency and proficiency in academic areas. This year our continued focus on the use of the Open Court Reading program included advanced training for classroom teachers and use of the workshop time as well as utilizing the classroom teacher-based interventions. Other trainings included math classroom visits, a new science curriculum, and continued focus on district level supported implementation of curriculum standards.

This year we implemented use of the Measures of Academic Progress (MAP) data through RIT group instruction. Students in grades 3-5 received support and advanced instruction in the areas of math and reading through the MAP/RIT groups. We continue to remain focused on the academic areas while continuing to provide students opportunities in the related arts areas. This year we were able to add additional time for physical education to meet the state PE requirements.

Parental and community involvement continue to play a crucial role in our school. Our PTA provided over \$50,000 towards the purchase of technology for our school. Members of the School Improvement Council provided support and advice on programs and activities through the year as we made the shift in to being a K-5 campus. We continue to enjoy the commitment from local business leaders who serve as mentors and tutors and provide financial support for programs and activities for our students.

While the landscape of the Indian Land community continues to change, we continue to dedicate our school to providing a strong academic program in which students thrive and become lifelong learners.

David D. McDonald, Principal
Lisa Hall, School Improvement Council Chairperson

Comprehensive detail, including definitions of rating, performance criteria, and explanations of status, is available on www.ed.sc.gov and www.eoc.sc.gov as well as school and school district websites.

Printed versions are available from school districts upon request.

Abbreviations Key

N/A Not Applicable N/AV Not Available N/C Not Collected N/R Not Reported I/S Insufficient Sample TBD To be determined
NI Newly Identified CSI Continuing School Improvement CA Corrective Action RP Plan to Restructure R Restructure DELAY School Improvement Status HOLD School Improvement Status