



SC Annual School Report Card Summary

Heath Springs Elementary
Lancaster County

Grades: PK-5

Enrollment: 414

Principal: Sheri M. Watson

Superintendent: Richard E. Moore

Board Chair: Charlene McGriff

PERFORMANCE

Comprehensive detail, including definitions of ratings, performance criteria, and explanations of status, is available on www.ed.sc.gov and www.eoc.sc.gov as well as school and school district websites. Printed versions are available from school districts upon request.

YEAR	ABSOLUTE RATING	GROWTH RATING	PALMETTO GOLD/SILVER AWARD	AYP STATUS	NCLB IMPROVEMENT STATUS
2008	Average	At-Risk	TBD	Not Met	N/A
2007	Average	Below Average	N/A	Met	N/A
2006	Average	Below Average	N/A	Met	N/A

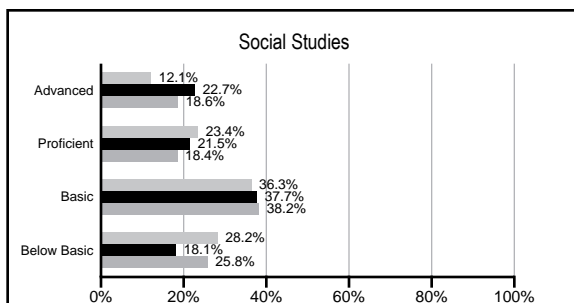
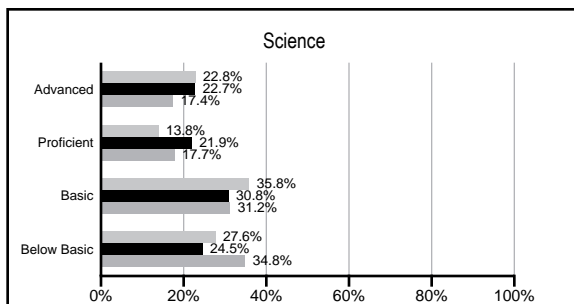
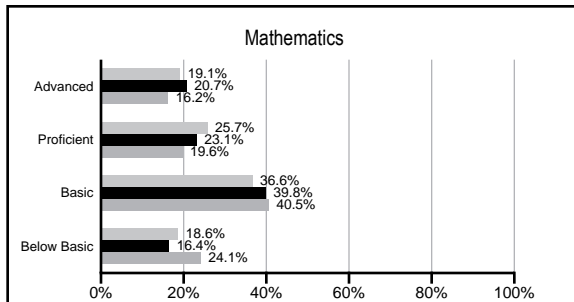
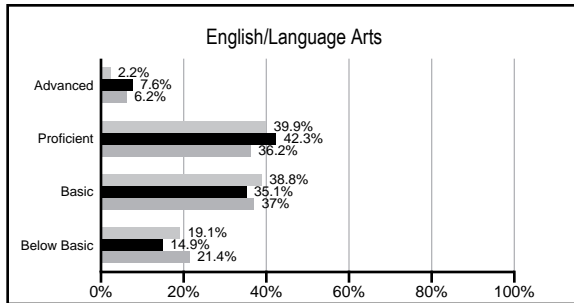
ABSOLUTE RATINGS OF ELEMENTARY SCHOOLS WITH STUDENTS LIKE OURS*

EXCELLENT	GOOD	AVERAGE	BELOW AVERAGE	AT-RISK
1	31	55	4	0

* Ratings are calculated with data available by 02/17/2009. Schools with Students like Ours are Elementary Schools with poverty indices of no more than 5% above or below the index for this school.

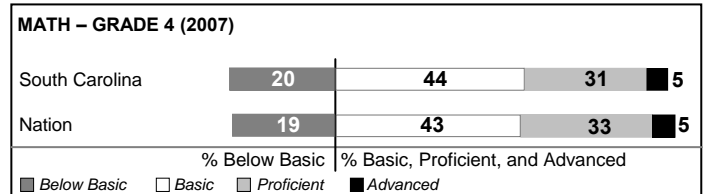
PACT PERFORMANCE

Our School
 Elementary Schools with Students Like Ours
 Elementary schools statewide



NAEP PERFORMANCE*

* Performance reported for SC and nation, data not available at school level. Percentages at NAEP Achievement Levels.



SC PERFORMANCE GOAL

2010 Goal:

By 2010, SC's student achievement will be ranked in the top half of the states nationally. To achieve this goal, we must become one of the fastest improving systems in the country.

2020 Goal: TBD

Abbreviations Key

N/A Not Applicable N/AV Not Available N/C Not Collected N/R Not Reported I/S Insufficient Sample TBD To be determined
NI Newly Identified CSI Continuing School Improvement CA Corrective Action RP Plan to Restructure R Restructure DELAY School Improvement Status HOLD School Improvement Status

Heath Springs Elementary [Lancaster County]

SCHOOL PROFILE

	Our School	Change from Last Year	Elementary Schools with Students Like Ours	Median Elementary School
Students (n=414)				
Retention rate	2.4%	Up from 1.1%	2.2%	2.3%
Attendance rate	96.7%	Up from 96.4%	96.4%	96.3%
Eligible for gifted and talented	7.3%	Down from 9.6%	12.7%	10.4%
With disabilities other than speech	5.5%	Down from 5.8%	7.5%	7.5%
Out-of-school suspensions or expulsions for violent &/or criminal offenses	0.0%	No Change	0.0%	0.0%
Teachers (n=28)				
Teachers with advanced degrees	75.0%	Up from 70.4%	55.5%	56.7%
Continuing contract teachers	75.0%	Down from 85.2%	78.5%	77.3%
Teachers with emergency or provisional certificates	0.0%	No Change	0.0%	0.0%
Teachers returning from previous year	89.4%	Down from 91.8%	88.2%	86.4%
Teacher attendance rate	95.7%	Up from 94.9%	94.9%	94.9%
Average teacher salary	\$46,199	Up 3.6%	\$45,419	\$45,345
Classes not taught by highly qualified teachers	4.0%	Up from 0.0%	0.0%	0.0%
School				
Principal's years at school	9.0	Up from 8.0	4.0	4.0
Student-teacher ratio in core subjects	21.4 to 1	Up from 16.8 to 1	19.3 to 1	18.5 to 1
Prime instructional time	87.5%	Up from 87.1%	89.9%	89.8%
Opportunities in the arts	Good	No Change	Good	Good
SACS accreditation	Yes	No Change	Yes	Yes
Character development program	Good	No Change	Excellent	Excellent
Dollars spent per pupil*	\$7,244	Up 6.1%	\$6,403	\$7,052
Percent of expenditures for instruction*	74.0%	Up from 72.4%	69.5%	69.1%
Percent of expenditures for teacher salaries*	62.2%	Up from 60.8%	65.3%	64.2%
% of AYP objectives met	82.4%		92.3%	85.7%

* Prior year audited financial data available.

EVALUATION RESULTS

	Teachers	Students*	Parents*
Number of surveys returned	26	50	40
Percent satisfied with learning environment	100.0%	92.0%	89.7%
Percent satisfied with social and physical environment	100.0%	88.0%	92.5%
Percent satisfied with school-home relations	100.0%	98.0%	85.0%

*Only students at the highest elementary school grade level at this school and their parents were included.

REPORT OF PRINCIPAL AND SCHOOL IMPROVEMENT COUNCIL

We had another great year at Heath Springs Elementary School. Heath Springs Elementary School, along with involved families and a supportive district administration, is able to offer learning experiences that prepare our children to be unique, independent, and responsible citizens. The state standards serve as a guide as we make plans to meet the individual needs of every child.

As we move through the halls of our school, we see evidence of the pride our children, faculty, and families take in their school. The Sandlapper Garden, a student-created ecosystem, is visible from most classrooms. The calming effects of classical music played throughout the day contribute to the success the students have in writing, artwork, and musical compositions. Individual and group projects display evidence of the accomplishments our students have achieved. Our School Improvement Council worked with our faculty to provide clubs on designated Friday afternoons. These clubs allowed the faculty and parents to provide arts, games, and special interest opportunities to our children. Our PTO sponsors Family Activity Nights, a community rodeo, and academic programs not covered by our school's budget.

Teachers in grades K-5 continue to implement the Multiple Intelligences and Core Knowledge-based Discovery School Model. Increased parental involvement was a key piece in this program. Families of students in K-5 were asked to provide 30 hours of service to the school through various opportunities. We are excited about the number of family-service hours that were recorded. We exceeded the 30 hours per family that we requested.

We were thrilled to be recognized as a school meeting all AYP goals. Our children continue to show terrific work on PACT as we strive to move children into proficient and advanced performance categories. To address language arts improvement, we provide Open Court Reading. SRA Corrective Reading was used in grade 3 for students who would benefit. All students in grades 3-5 have been through the Fast ForWord program. Social studies standards are integrated in language arts. A Reading First grant has provided many professional development opportunities for our teachers. Reading resources are plentiful for teachers, students and parents. This training, along with classroom-based reading assessment that measures individual progress throughout the year, is funded through our Reading First Grant. 90.6% of our students in third grade met standard in reading last year. Real-life, hands-on, experienced-based learning is provided in math and science through the Everyday Math program and STC/Foss science kits.

We pride ourselves on being family-friendly and welcoming to students, parents, and the community. Our "Community of Learners" continues to celebrate success in many ways.

Sheri Watson, Principal
Wendy Reinman, School Improvement Council Chairperson

Comprehensive detail, including definitions of rating, performance criteria, and explanations of status, is available on www.ed.sc.gov and www.eoc.sc.gov as well as school and school district websites.

Printed versions are available from school districts upon request.

Abbreviations Key

N/A Not Applicable N/AV Not Available N/C Not Collected N/R Not Reported I/S Insufficient Sample TBD To be determined

NI Newly Identified CSI Continuing School Improvement CA Corrective Action RP Plan to Restructure R Restructure DELAY School Improvement Status HOLD School Improvement Status