



SC Annual School Report Card Summary

Erwin Elementary
Lancaster County

Grades: K-5

Enrollment: 425

Principal: Jane B. Gaston

Superintendent: Richard E. Moore

Board Chair: Charlene McGriff

PERFORMANCE

Comprehensive detail, including definitions of ratings, performance criteria, and explanations of status, is available on www.ed.sc.gov and www.eoc.sc.gov as well as school and school district websites. Printed versions are available from school districts upon request.

YEAR	ABSOLUTE RATING	GROWTH RATING	PALMETTO GOLD/SILVER AWARD	AYP STATUS	NCLB IMPROVEMENT STATUS
2008	Average	Average	TBD	Not Met	N/A
2007	Below Average	Average	Silver	Met	N/A
2006	Average	Good	Silver	Met	N/A

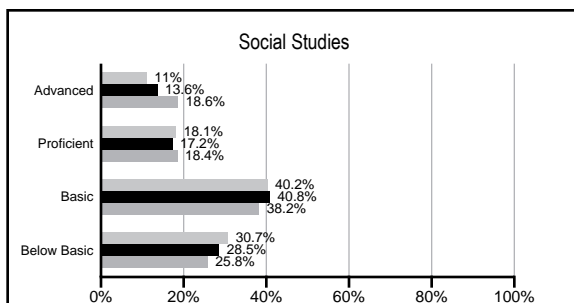
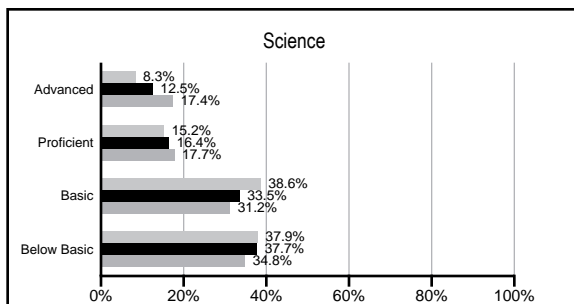
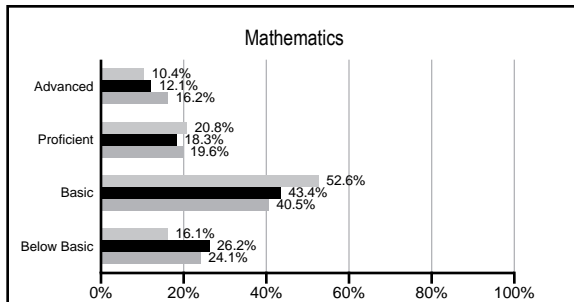
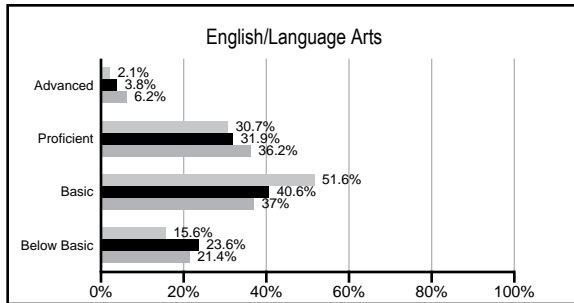
ABSOLUTE RATINGS OF ELEMENTARY SCHOOLS WITH STUDENTS LIKE OURS*

EXCELLENT	GOOD	AVERAGE	BELOW AVERAGE	AT-RISK
0	2	35	49	2

* Ratings are calculated with data available by 02/17/2009. Schools with Students like Ours are Elementary Schools with poverty indices of no more than 5% above or below the index for this school.

PACT PERFORMANCE

Our School
 Elementary Schools with Students Like Ours
 Elementary schools statewide



NAEP PERFORMANCE*

* Performance reported for SC and nation, data not available at school level. Percentages at NAEP Achievement Levels.



SC PERFORMANCE GOAL

2010 Goal:

By 2010, SC's student achievement will be ranked in the top half of the states nationally. To achieve this goal, we must become one of the fastest improving systems in the country.

2020 Goal: TBD

Abbreviations Key

N/A Not Applicable N/AV Not Available N/C Not Collected N/R Not Reported I/S Insufficient Sample TBD To be determined

NI Newly Identified CSI Continuing School Improvement CA Corrective Action RP Plan to Restructure R Restructure DELAY School Improvement Status HOLD School Improvement Status

Erwin Elementary [Lancaster County]

SCHOOL PROFILE

	Our School	Change from Last Year	Elementary Schools with Students Like Ours	Median Elementary School
Students (n=425)				
Retention rate	3.3%	Up from 2.5%	2.8%	2.3%
Attendance rate	96.0%	Up from 95.9%	96.0%	96.3%
Eligible for gifted and talented	2.8%	Down from 4.1%	6.5%	10.4%
With disabilities other than speech	5.5%	Up from 4.9%	8.7%	7.5%
Out-of-school suspensions or expulsions for violent &/or criminal offenses	0.0%	Down from 0.2%	0.0%	0.0%
Teachers (n=29)				
Teachers with advanced degrees	65.5%	Up from 62.1%	52.6%	56.7%
Continuing contract teachers	82.8%	No Change	75.9%	77.3%
Teachers with emergency or provisional certificates	0.0%	No Change	0.0%	0.0%
Teachers returning from previous year	95.2%	Up from 91.4%	85.9%	86.4%
Teacher attendance rate	95.0%	Down from 95.3%	94.7%	94.9%
Average teacher salary	\$47,068	Up 6.2%	\$44,473	\$45,345
Classes not taught by highly qualified teachers	0.0%	No Change	0.0%	0.0%
School				
Principal's years at school	10.0	No Change	4.0	4.0
Student-teacher ratio in core subjects	17.8 to 1	Up from 17.4 to 1	18.2 to 1	18.5 to 1
Prime instructional time	89.5%	Down from 89.9%	88.9%	89.8%
Opportunities in the arts	Good	No Change	Good	Good
SACS accreditation	Yes	No Change	Yes	Yes
Character development program	Excellent	No Change	Excellent	Excellent
Dollars spent per pupil*	\$6,897	Up 8.4%	\$7,358	\$7,052
Percent of expenditures for instruction*	74.8%	Down from 75.7%	69.1%	69.1%
Percent of expenditures for teacher salaries*	69.1%	Up from 69.0%	63.7%	64.2%
% of AYP objectives met	94.1%		76.9%	85.7%

* Prior year audited financial data available.

EVALUATION RESULTS

	Teachers	Students*	Parents*
Number of surveys returned	32	67	53
Percent satisfied with learning environment	100.0%	94.0%	88.5%
Percent satisfied with social and physical environment	100.0%	98.5%	91.8%
Percent satisfied with school-home relations	90.6%	100.0%	90.0%

*Only students at the highest elementary school grade level at this school and their parents were included.

REPORT OF PRINCIPAL AND SCHOOL IMPROVEMENT COUNCIL

“Live to love, love to learn, and live to love learning” sets the stage for our attitude and atmosphere at Erwin Elementary and serves as our mission statement. We believe that happy students who are engaged in standards-based activities are likely to succeed. Our positive environment promotes challenging academic standards and outstanding school citizenship. Visitors are able to observe students actively participating in inquiry-based science kits and using our laptop computer lab or SmartBoards for research and interactive learning.

Numerous programs are available to students to provide creative outlets and to promote positive character development. Students may be involved in activities such as Relay for Life events, Drama Club, Art Therapy, Cheer and Dance Groups, Book Writing Club, Kindergarten/Grade 1 Chorus, Elementary Chorus, Study Buddies, A.C.E. Club, Student Council, Junior Achievement, SAIL Club, Choral Festival, Reading Counts, E-mail Pals, or the Ambassadors to Erwin.

Continuous improvement in statewide testing has occurred each year in which PACT has been administered. For three consecutive years, we have received the Palmetto Silver Award for improvement on PACT results. Our focus continues to be to provide opportunities for academic improvement by engaging students in learning before, during, and after school. Some activities offered before or after school include the following: math lab, writing programs, fitness programs, and computer classes. By offering additional programs, we are able to expand instruction of curriculum standards and offer assistance to students who need additional help while offering more challenging activities to others.

Our faculty and staff are focused on becoming stronger and they take advantage of professional development opportunities. All teachers participated in SmartBoard training sessions and were also trained on how to implement Poetry Alive in the classroom. All teachers wrote and submitted a grant and many were funded. We strive to provide quality instruction while maintaining an atmosphere that encourages individual differences and allows students to just be children.

Supportive parents, spirited students, and enthusiastic staff make our atmosphere one of playfulness and friendliness. Our welcome mat sums up our beliefs and supports our mission statement as it reads, “Little People, Big Dreams, and Bright Futures at Erwin Elementary. “

Jane B. Gaston, Principal
Virginia Faulkner, Chairperson of School Improvement Council

Comprehensive detail, including definitions of rating, performance criteria, and explanations of status, is available on www.ed.sc.gov and www.eoc.sc.gov as well as school and school district websites.

Printed versions are available from school districts upon request.

Abbreviations Key

N/A Not Applicable N/AV Not Available N/C Not Collected N/R Not Reported I/S Insufficient Sample TBD To be determined
NI Newly Identified CSI Continuing School Improvement CA Corrective Action RP Plan to Restructure R Restructure DELAY School Improvement Status HOLD School Improvement Status